

SWCMCD Board Packet





South Walton County Mosquito Control District
2022-2023 Regular Board Meeting
Thursday, April 20, 2023 – 10:00AM

Agenda

CALL TO ORDER (State Time)

INVOCATION & PLEDGE OF ALLEGIANCE

Oath of Office – Steve Young

APPROVAL OF MINUTES

March 16, 2023, Regular Board Meeting (motion)

PUBLIC COMMENT - NON-AGENDA ITEMS

ADMINISTRATION'S REPORT

Financial Report for March

Monthly Verification

March Expenditures (motion)

CPA Response on Banking

LEGAL

March Billing (motion)

OPERATIONS

March Summary

Adulticide Purchase

Capital Purchases

Dump Truck (motion)

Drone Presentation

Drone Purchase (motion)

COMMISSIONERS

Seat – 1 Doug Liles

Seat – 2 Steve Young

Seat – 3 Kristine Faulk

OLD BUSINESS

BCC Support of SWCMCD

Insurance Questions – Kevin Kussro

Compensation & Classification Study – Provide Job Descriptions

Next Scheduled Meeting(s):

Regular Board Meetings:

May 18, 2023 – 10 AM

June 8, 2023 – 10 AM

1st Budget Workshop:

June 22, 2023 – 10AM

All Meetings/Workshop Held At:

SWCMCD

774 N County Hwy 393

Santa Rosa Beach, FL 32459

774 North County Hwy 393
Santa Rosa Beach, FL 32459
(850) 267-2112 Office
(850) 267-2712 Fax



South Walton County Mosquito Control District
2022-2023 Regular Board Meeting
Thursday, April 20, 2023 – 10:00AM

NEW BUSINESS

COMMENTS BY COMMISSION AND PUBLIC

ADJOURNMENT (motion) (State time of closure)

774 North County Hwy 393
Santa Rosa Beach, FL 32459
(850) 267-2112 Office
(850) 267-2712 Fax

OATH OF OFFICE

State of Florida
County of Walton

I, Stephen Young, do solemnly swear (or affirm) that I will support, protect and defend the Constitution and Government of the United States of America, State of Florida, and Walton County; that I am duly qualified to hold office under the Constitution of the State and that I will well and faithfully perform the duties of the South Walton County Mosquito Control District Board of Commissioners; on which I am now about to enter, so help me God.

[Note: If you affirm, you may omit the words "so help me God." See Florida Statute 92.52]

Signature

Sworn to and subscribed before me this ____ day of _____, _____.

Signature of Officer Administering Oath or of Notary Public

Print, Type, or Stamp Commissioned Name of Notary Public

Personally Known or Produced Identification
Type of Identification _____

Acceptance

I accept the office listed in the above Oath of Office.

Mailing Address: Home Office

Street or Post Office Box

Print Name

City, State, Zip Code

Signature



South Walton County Mosquito Control District
2021-2022 Regular Board Meeting
Thursday, March 16, 2023 – 10:00 AM
Minutes of Meeting

The Board of Commissioners of the South Walton County Mosquito Control District held its Regular Board Meeting at the District Office at 774 North Highway 393, Santa Rosa Beach, Florida on March 16, 2023, at 10:00 AM.

Chairman Doug Liles called the meeting to order March 16th at 10:00 AM and opened with a Prayer and Pledge of Allegiance to the American Flag.

The Commissioners attending the meeting were Doug Liles and Kristine Faulk.

Staff Present: Darrin Dunwald, Director
Cammie Henderson, Office Manager
Rich Mitchell, Environmental Ops Manager
Gerry Williams, Operations

Public: Steve Young
Adrienne Campbell

APPROVAL OF MINUTES

February 16, 2023, Regular Board Meeting

Motion to approve February 16, 2023, Regular Board Meeting Minutes as presented.

Motioned by: Commissioner Kristine Faulk

Seconded by: Chairman Doug Liles

Motion approved: Unanimously

PUBLIC COMMENT - NON-AGENDA ITEMS - None

ADMINISTRATION'S REPORT

Financial Report for February – Discussion Ensued

Chairman Liles asked for a letter from our CPA requesting them to review our current banking and its security. Do we need to do anything different?

Chairman Liles asked when the website would be completed. Discussion ensued.

Monthly Verifications completed by Geraldine Via

February Expenditures – Discussion Ensured.

Chairman Liles wants quarterly reviews with the auditors and notes of review.

Request for motion to approve February Expenditures as presented to be filed to auditor.

Motioned by: Chairman Doug Liles

Seconded by: Commissioner Kristine Faulk

Motion approved: Unanimously

Labor Report – Discussion Ensued.

Doug Liles questioned if we were using Handshake to help with internship.



South Walton County Mosquito Control District
2021-2022 Regular Board Meeting
Thursday, March 16, 2023 – 10:00 AM

LEGAL

February Billing (motion) – Discussion Ensued.

Director Dunwald discussed a meeting fee, instead of the hourly fee. Discussion ensued.

Commissioner Liles asked if attorney fee is cheaper if she attends by phone.

Request for motion to approve legal billing as presented.

Motioned by: Commissioner Kristine Faulk

Seconded by: Chairman Doug Liles

Motion approved: Unanimously

OLD BUSINESS

Benefit Insurance Update – Teams Presentation by Kevin Kussro, Ascentria Insurance regarding insurance changes and additions. – Discussion Ensued

Follow up questions:

Inverse condemnation coverage

Exclusions – anything that stands out

Underwriters on this policy

Percentage of increase of total policy over prior year

Example of claim with drone – If crashed and totaled – what would it cost us?

OPERATIONS

February Summary – Discussion Ensued

4-H & FFA – Walton County FFA, Mr. Profit, for chickens moved out of sentinel program donate to Walton County FFA. Discussion Ensued

Performance Audit – Discussion Ensued

Chemical Usage – Study with intern on optional product. Discussion Ensued

DAG Resolution – DAG Service Order #7

Request for motion to approve DAG resolution for Service Order #7 as presented.

Motioned by: Chairman Doug Liles

Seconded by: Commissioner Kristine Faulk

Motion approved: Unanimously

COMMISSIONERS

Seat – 1 Doug Liles – None

Seat – 2 (Open) – None

Seat – 3 Kristine Faulk – None

NEW BUSINESS

BCC Support of SWCMCD

Request for motion to approve presenting BCC Support Resolution supporting SWCMCD to Walton County BCC.

Motioned by: Chairman Doug Liles

Seconded by: Commissioner Kristine Faulk

Motion approved: Unanimously



South Walton County Mosquito Control District
2021-2022 Regular Board Meeting
Thursday, March 16, 2023 – 10:00 AM

Surveys – provided copies of completed surveys to commissioners.

Compensation & Classification Study – provided commissioners with a copy of the completed study to each commissioner. Discussion Ensued.

March 29th at 9AM Inspired Flight drone demonstration at district office.

April 13th at 10AM Leading Edge drone demonstration and workshop at Beach Mosquito.

May 3rd – All NW Regional Mosquito Directors round table at SWCMCD. Drone demonstration.

COMMENTS BY COMMISSION AND PUBLIC

Adrienne Campbell - Wants a high-resolution photos of old pictures of her dad. Unable to get from website because of pixels. She makes frames with old pictures and sells them at Seaside.

Request for motion to Adjourn by Chairman Doug Liles

Motioned by: Chairman Doug Liles

Seconded by: Commissioner Kristine Faulk

Motion approved: Unanimously

Adjourn meeting by Chairman Doug Liles at 11:32 AM.

Chairman Doug Liles: _____

Commissioner Kristine Faulk: _____

Next Scheduled Meeting(s):

Regular Board Meeting: April 20, 2023 – 10 AM – SWCMCD, 774 N County Hwy 393, Santa Rosa Beach, FL 32459



Administration

Memo

To: Commissioners and Director

From: Cammie Henderson, Office Manager

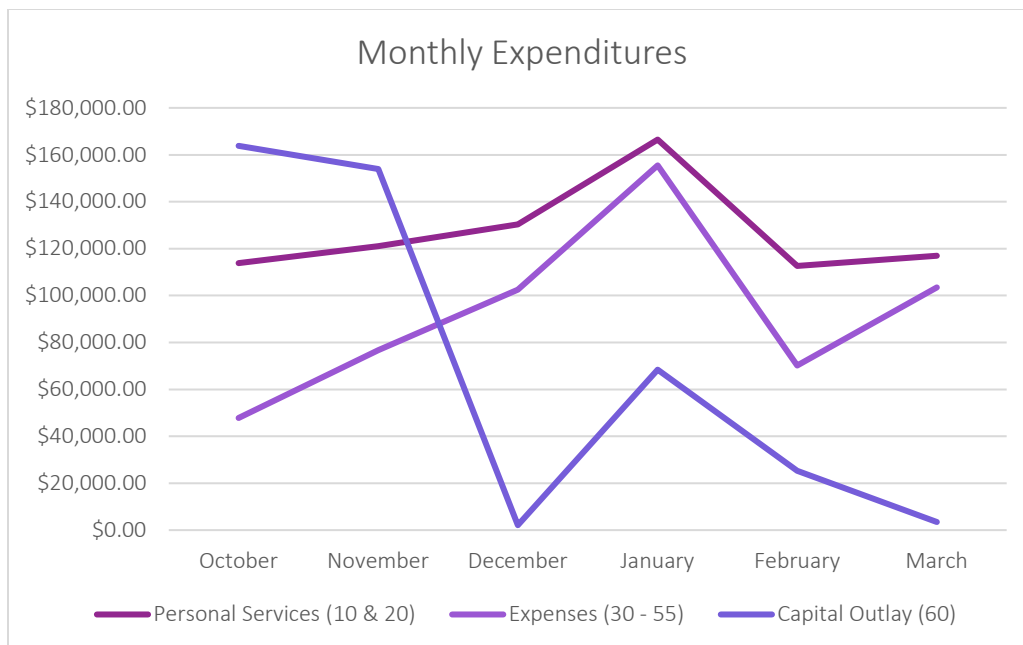
Review of the March 2023

Finances

As we close the 1st half of the year, we have collected 89.43% of our Ad Valorem for the year. Our interest income continues to climb to \$44,409.06 this month or a total of \$192,455.06 for the year.

March expenses are starting to pick up with our busy season fast approaching. Personal Service shows a slight increase over the prior month due to filling the mechanic position during the month. Overall, all expenses are still down due to another quiet month.

Expenses	October	November	December	January	February	March
Personal Services (10 & 20)	\$113,875.67	\$121,018.12	\$130,292.06	\$166,488.71	\$112,619.92	\$117,020.83
Expenses (30 - 55)	\$47,803.13	\$76,741.75	\$102,529.86	\$155,480.39	\$70,104.75	\$103,490.41
Capital Outlay (60)	\$163,818.43	\$153,989.00	\$2,106.00	\$68,403.36	\$25,321.40	\$3,432.34
Total Expenditures	\$325,497.23	\$351,748.87	\$234,927.92	\$390,372.46	\$208,046.07	\$220,511.24



Please review the additional detail on the Profit & Loss Budget Comparison worksheet that is provided in your packet. I have provided additional comments on the worksheet.

Cash Fund Balances as of 3/31/2023

Accounts	January 31, 2023	February 28, 2023	March 31, 2023
Trustmark Checking	\$ 6,286,898.50	\$ 2,100,363.43	\$ 2,070,237.52
Trustmark Savings	\$ 18,175.92	\$ 166,907.57	\$ 184,899.28
Trustmark Wealth		\$ 4,000,000.00	\$ 4,000,000.00
FL FIT Investments	\$ 7,623,576.38	\$ 7,651,115.32	\$ 7,682,155.33
FL Class Investments	\$ 2,098,003.54	\$ 2,105,623.90	\$ 2,114,251.54

**South Walton County Mosquito Control District
Profit & Loss Budget vs. Actual
October 2022 through March 2023**

							TOTAL			
	Oct 22	Nov 22	Dec 22	Jan 23	Feb 23	Mar 23	Oct '22 - Mar 23	Budget	\$ Over Budget	% of Budget
Income										
130.005 · Receivable - Insurance	-83.93	0.00	0.00	0.00	0.00	0.00	-83.93			
311.000 · AD VALOREM										
311.001 · Prior Year Taxes/Other	133.57	21.10	62.55	6.12	2.04	0.00	225.38			
311.000 · AD VALOREM - Other	0.00	1,708,965.18	3,255,655.90	354,298.99	151,764.97	171,260.26	5,641,945.30			
Total 311.000 · AD VALOREM	133.57	1,708,986.28	3,255,718.45	354,305.11	151,767.01	171,260.26	5,642,170.68	6,309,404.81	-667,234.13	89.43%
364.000 · Disposition of Fixed Assets	0.00	0.00	32,100.00	45,100.00	0.00	0.00	77,200.00	60,000.00	17,200.00	128.67%
369.000 · Other Misc Revenues	41.81	46.62	64.18	45.49	102.63	70.52	371.25	1,500.00	-1,128.75	24.75%
370 · Insurance Proceeds	0.00	0.00	0.00	0.00	0.00	100.00	100.00			
380 · Other Sources	0.00	0.00	0.00	858.31	0.00	0.00	858.31			
402.001 · Interest income	9,946.60	16,462.60	35,009.34	42,776.44	43,851.02	44,409.06	192,455.06	20,000.00	172,455.06	962.28%
Total Income	10,038.05	1,725,495.50	3,322,891.97	443,085.35	195,720.66	215,839.84	5,913,071.37	6,390,904.81	-477,833.44	92.52%
Gross Profit	10,038.05	1,725,495.50	3,322,891.97	443,085.35	195,720.66	215,839.84	5,913,071.37	6,390,904.81	-477,833.44	92.52%
Expense										
10 · PERSONAL SERVICES										
11 · Commissioner Salaries	1,107.72	738.48	738.48	1,107.72	738.48	738.48	5,169.36	14,400.00	-9,230.64	35.9%
12 · Regular Salaries and wages										
16 · Compensated annual leave	2,810.60	2,883.17	2,437.40	8,588.96	5,484.80	2,886.15	25,091.08			
12 · Regular Salaries and wages - Other	72,484.33	77,289.34	78,382.99	105,715.33	67,972.74	70,901.43	472,746.16			
Total 12 · Regular Salaries and wages	75,294.93	80,172.51	80,820.39	114,304.29	73,457.54	73,787.58	497,837.24	1,215,355.00	-717,517.76	40.96%
13 · Other salaries and wages	0.00	0.00	0.00	0.00	0.00	0.00	0.00	25,000.00	-25,000.00	0.0%
14 · Overtime										
18 · Compensated Compensatory Leave	567.82	60.54	84.75	223.25	17.57	579.71	1,533.64			
14 · Overtime - Other	1,317.77	357.75	71.55	0.00	0.00	28.28	1,775.35			
Total 14 · Overtime	1,885.59	418.29	156.30	223.25	17.57	607.99	3,308.99	20,000.00	-16,691.01	16.55%
10 · PERSONAL SERVICES - Other	0.00	0.00	0.00	0.00	0.00	0.00	0.00			
Total 10 · PERSONAL SERVICES	78,288.24	81,329.28	81,715.17	115,635.26	74,213.59	75,134.05	506,315.59	1,274,755.00	-768,439.41	39.72%
20 · PERSONAL SERVICES BENEFITS										
21 · FICA Taxes	5,827.62	5,986.14	6,010.75	8,488.60	5,432.26	5,500.99	37,246.36	97,518.76	-60,272.40	38.19%
21.3 · Federal Unemployment	87.10	89.67	43.02	620.84	86.66	13.16	940.45			
22 · Retirement contributions										
22.2 · FRS paid by District	10,920.50	11,286.23	11,437.82	16,832.67	10,700.74	10,828.01	72,005.97			
22 · Retirement contributions - Other	0.00	0.00	0.00	0.00	0.00	0.00	0.00			
Total 22 · Retirement contributions	10,920.50	11,286.23	11,437.82	16,832.67	10,700.74	10,828.01	72,005.97	135,845.27	-63,839.30	53.01%
23 · Life and Health Insurance										
23.1 · AFLAC	50.84	47.94	47.94	-380.01	25.50	73.65	-134.14			
23.2 · Walton County Group Medical	15,291.55	18,198.13	19,977.29	17,895.92	18,128.91	18,286.63	107,778.43			
23.3 · Walton County Vision	38.81	36.34	18.62	-28.78	27.48	-130.24	-37.77			
23.35 · Walton County Life (OCHS)	-69.34	76.64	76.82	-173.69	-14.56	-11.78	-115.91			
23.4 · METLIFE	244.10	326.30	350.10	387.50	328.90	307.70	1,944.60			

South Walton County Mosquito Control District
Profit & Loss Budget vs. Actual
October 2022 through March 2023

							TOTAL			
	Oct 22	Nov 22	Dec 22	Jan 23	Feb 23	Mar 23	Oct '22 - Mar 23	Budget	\$ Over Budget	% of Budget
23.5 · Unum	928.53	1,141.66	1,665.41	1,403.29	1,261.37	1,213.11	7,613.37			
23.55 · Unum Dental	638.41	978.48	846.26	831.80	799.76	760.49	4,855.20			
23.7 · Supplement Insurance Program	20.00	20.00	20.00	1,136.00	20.00	20.00	1,236.00			
23 · Life and Health Insurance - Other	0.00	0.00	0.00	0.00	0.00	0.00	0.00			
Total 23 · Life and Health Insurance	17,142.90	20,825.49	23,002.44	21,072.03	20,577.36	20,519.56	123,139.78	325,000.00	-201,860.22	37.89%
24 · WORKERS COMP	0.00	0.00	3,980.75	0.00	0.00	3,415.75	7,396.50	15,000.00	-7,603.50	49.31%
25 · Unemployment Compensation	0.00	-108.00	0.00	0.00	0.00	0.00	-108.00	15,000.00	-15,108.00	-0.72%
26 · Other postemployment benefits										
26.2 · Jose Hernandez	790.52	790.52	3,283.32	790.52	790.52	790.52	7,235.92			
26.3 · Geraldine Via	818.79	818.79	818.79	3,048.79	818.79	818.79	7,142.74			
Total 26 · Other postemployment benefits	1,609.31	1,609.31	4,102.11	3,839.31	1,609.31	1,609.31	14,378.66			
Total 20 · PERSONAL SERVICES BENEFITS	35,587.43	39,688.84	48,576.89	50,853.45	38,406.33	41,886.78	254,999.72	588,364.03	-333,364.31	43.34%
30 · OPERATING EXPENSES										
30.3 · Kristine Faulk	150.00	300.00	0.00	150.00	150.00	150.00	900.00	1,800.00	-900.00	50.0%
30.4 · Donna Johns	150.00	0.00	0.00	0.00	145.22	0.00	295.22	1,800.00	-1,504.78	16.4%
30.5 · J Doug Liles	150.00	150.00	150.00	150.00	150.00	150.00	900.00	1,800.00	-900.00	50.0%
31 · Professional Services										
31.1 · Property Appraiser Fees	18,286.91	0.00	0.00	18,286.91	0.00	18,286.91	54,860.73	70,000.00	-15,139.27	78.37%
31.2 · Tax Collector Fees	-47,383.63	34,417.89	65,114.38	7,030.75	3,035.36	3,425.19	65,639.94	126,188.10	-60,548.16	52.02%
31.4 · Medical Services	463.00	0.00	0.00	0.00	136.00	88.00	687.00	5,000.00	-4,313.00	13.74%
Total 31 · Professional Services	-28,633.72	34,417.89	65,114.38	25,317.66	3,171.36	21,800.10	121,187.67	201,188.10	-80,000.43	60.24%
31.3 · Legal and Engineering Service										
31.6 · Legal Services	0.00	1,187.50	112.50	1,450.00	1,339.57	2,500.00	6,589.57			
31.3 · Legal and Engineering Service - Other	0.00	0.00	0.00	0.00	0.00	48.00	48.00			
Total 31.3 · Legal and Engineering Service	0.00	1,187.50	112.50	1,450.00	1,339.57	2,548.00	6,637.57	100,000.00	-93,362.43	6.64%
32 · ACCOUNTING & AUDITING	0.00	0.00	1,500.00	0.00	0.00	2,625.00	4,125.00	25,000.00	-20,875.00	16.5%
34.00 · Other Services										
34.12 · Other services IT Hosting										
34.125 · Cumulus	1,944.00	0.00	0.00	0.00	0.00	0.00	1,944.00			
Total 34.12 · Other services IT Hosting	1,944.00	0.00	0.00	0.00	0.00	0.00	1,944.00			
34.20 · UNIFIRST	1,574.07	910.48	494.61	463.08	817.35	1,034.42	5,294.01			
34.31 · Tech Planet MONTHLY FEES	1,140.25	1,243.25	1,245.25	1,245.25	0.00	1,296.25	6,170.25			
34.33 · Other Contractual Services	38.47	233.60	633.03	124.90	405.74	396.53	1,832.27			
34.00 · Other Services - Other	0.00	0.00	285.00	0.00	0.00	0.00	285.00			
Total 34.00 · Other Services	4,696.79	2,387.33	2,657.89	1,833.23	1,223.09	2,727.20	15,525.53	19,600.00	-4,074.47	79.21%
30 · OPERATING EXPENSES - Other	65.96	0.00	0.00	0.00	0.00	0.00	65.96			
Total 30 · OPERATING EXPENSES	-23,420.97	38,442.72	69,534.77	28,900.89	6,179.24	30,000.30	149,636.95	351,188.10	-201,551.15	42.61%

South Walton County Mosquito Control District
Profit & Loss Budget vs. Actual
October 2022 through March 2023

							TOTAL			
	Oct 22	Nov 22	Dec 22	Jan 23	Feb 23	Mar 23	Oct '22 - Mar 23	Budget	\$ Over Budget	% of Budget
40 · TRAVEL & PER DIEM										
40.1 · PER DIEM OR MEALS	0.00	810.00	576.04	813.50	1,230.24	543.39	3,973.17	20,000.00	-16,026.83	19.87%
40.2 · INCIDENTAL TRAVEL	0.00	40.00	12.00	0.00	60.00	79.20	191.20	1,000.00	-808.80	19.12%
40.3 · PRIVIATE VEHICLES	0.00	465.16	566.67	0.00	1,453.02	610.77	3,095.62	9,000.00	-5,904.38	34.4%
40.4 · Hotel	1,008.00	2,394.17	407.15	582.35	3,749.03	3,712.81	11,853.51	20,000.00	-8,146.49	59.27%
40.5 · Air Lines	0.00	817.92	910.74	780.15	30.00	0.00	2,538.81			
40 · TRAVEL & PER DIEM - Other	0.00	0.00	12.00	0.00	0.00	0.00	12.00			
Total 40 · TRAVEL & PER DIEM	1,008.00	4,527.25	2,484.60	2,176.00	6,522.29	4,946.17	21,664.31	50,000.00	-28,335.69	43.33%
41 · COMMUNICATION SERVICES										
41.1 · Cellular Service	0.00	1,093.89	1,325.86	1,291.01	1,263.64	1,439.46	6,413.86			
41.2 · Office Phone & Internet	0.00	973.11	990.53	1,007.26	1,020.30	1,020.30	5,011.50			
41 · COMMUNICATION SERVICES - Other	986.74	45.83	0.00	0.00	0.00	0.00	1,032.57			
Total 41 · COMMUNICATION SERVICES	986.74	2,112.83	2,316.39	2,298.27	2,283.94	2,459.76	12,457.93	25,000.00	-12,542.07	49.83%
42 · FREIGHT SERVICES	854.96	181.88	92.36	2,846.31	0.00	44.84	4,020.35	3,000.00	1,020.35	134.01%
43 · UTILITY SERVICES										
43.02 · Water/Sewer	0.00	65.61	0.00	180.38	196.76	70.14	512.89			
43.03 · Electrical	651.81	649.37	389.14	667.97	576.37	495.14	3,429.80			
43.04 · GARBAGE SOLID WASTE SERVICES	94.20	94.20	94.20	94.20	94.20	94.20	565.20			
43 · UTILITY SERVICES - Other	0.00	0.00	0.00	0.00	0.00	0.00	0.00			
Total 43 · UTILITY SERVICES	746.01	809.18	483.34	942.55	867.33	659.48	4,507.89	20,000.00	-15,492.11	22.54%
44 · RENTALS & LEASES	1,359.48	1,477.81	1,790.82	1,386.15	1,386.15	1,386.15	8,786.56	50,000.00	-41,213.44	17.57%
45 · INSURANCE										
45.3 · FLOOD INSURANCE	0.00	0.00	0.00	0.00	3,682.00	0.00	3,682.00			
45.6 · General liability	0.00	0.00	0.00	46,264.00	0.00	0.00	46,264.00			
45 · INSURANCE - Other	3,575.75	0.00	0.00	0.00	0.00	0.00	3,575.75			
Total 45 · INSURANCE	3,575.75	0.00	0.00	46,264.00	3,682.00	0.00	53,521.75	65,000.00	-11,478.25	82.34%
46 · REPAIR & MAINTENANCE SERVICES										
46.11 · Maint Bldg/Ground by others	0.00	0.00	0.00	0.00	0.00	999.99	999.99	10,000.00	-9,000.01	10.0%
46.2 · Maintenance of Automotive Equip	0.00	0.00	0.00	575.57	0.00	70.00	645.57	3,000.00	-2,354.43	21.52%
46.3 · Maintenance of Equipment Office										
46.31 · Software Maintenance Office Eq	1,378.99	1,856.12	202.99	5,578.99	2,310.39	167.99	11,495.47	31,000.00	-19,504.53	37.08%
46.33 · IFIX COMPUTERS	1,032.97	503.93	0.00	429.75	725.79	0.00	2,692.44			
46.3 · Maintenance of Equipment Office - Other	0.00	0.00	0.00	1,245.25	0.00	0.00	1,245.25	2,000.00	-754.75	62.26%
Total 46.3 · Maintenance of Equipment Office	2,411.96	2,360.05	202.99	7,253.99	3,036.18	167.99	15,433.16	33,000.00	-17,566.84	46.77%
46.4 · Maint Other Equipment by others	0.00	0.00	322.52	0.00	0.00	0.00	322.52	5,450.00	-5,127.48	5.92%
46.5 · Maint of Build & Grounds by Dis	0.00	27.73	36.22	1,162.30	10.98	24.48	1,261.71	10,000.00	-8,738.29	12.62%
46.6 · Maint of equipment by District	896.63	844.22	0.00	1,198.77	0.00	104.88	3,044.50	16,260.00	-13,215.50	18.72%
46.61 · Maintenance material	0.00	0.00	0.00	0.00	5.07	0.00	5.07			
Total 46 · REPAIR & MAINTENANCE SERVICES	3,308.59	3,232.00	561.73	10,190.63	3,052.23	1,367.34	21,712.52	77,710.00	-55,997.48	27.94%
47 · PRINTING & BINDING	0.00	229.06	200.00	0.00	452.88	362.00	1,243.94	2,500.00	-1,256.06	49.76%

**South Walton County Mosquito Control District
Profit & Loss Budget vs. Actual
October 2022 through March 2023**

							TOTAL			
	Oct 22	Nov 22	Dec 22	Jan 23	Feb 23	Mar 23	Oct '22 - Mar 23	Budget	\$ Over Budget	% of Budget
48 · PROMOTIONAL ACTIVITIES	962.00	168.46	25.00	85.00	767.60	310.16	2,318.22	10,000.00	-7,681.78	23.18%
49 · OTHER CURRENT CHARGES										
49.1 · Other Government Agencies	530.28	192.00	0.00	0.00	32.95	74.85	830.08			
49.2 · advertising required by law	618.65	195.25	5.50	515.74	1,593.31	7.00	2,935.45			
49 · OTHER CURRENT CHARGES - Other	51.80	103.60	37.00	45.40	32.60	34.60	305.00			
Total 49 · OTHER CURRENT CHARGES	1,200.73	490.85	42.50	561.14	1,658.86	116.45	4,070.53	8,000.00	-3,929.47	50.88%
50 · SUPPLIES/MATERIALS										
50.1 · Culligan	56.90	48.50	56.90	48.50	49.72	0.00	260.52			
50.3 · Employee Committee	336.97	173.31	3,393.00	126.16	75.29	101.83	4,206.56			
51 · Office Supplies	555.71	628.36	890.57	132.54	258.09	1,394.08	3,859.35			
Total 50 · SUPPLIES/MATERIALS	949.58	850.17	4,340.47	307.20	383.10	1,495.91	8,326.43	20,000.00	-11,673.57	41.63%
52 · Operating Supplies										
52.1 · Gasoline Oil Lubricant										
52.11 · Gasoline	2,276.94	3,123.08	1,008.33	2,049.62	1,064.90	1,543.41	11,066.28			
52.12 · Diesel	27.31	2,064.19	0.00	850.84	866.36	0.00	3,808.70			
52.1 · Gasoline Oil Lubricant - Other	182.10	0.00	0.00	0.00	0.00	677.68	859.78			
Total 52.1 · Gasoline Oil Lubricant	2,486.35	5,187.27	1,008.33	2,900.46	1,931.26	2,221.09	15,734.76	50,000.00	-34,265.24	31.47%
52.2 · Chemicals Solvents Additives										
52.20 · VECTOLEX FG	14,630.00	14,630.00	14,630.00	0.00	0.00	0.00	43,890.00			
52.202 · Fyfanon	19,001.00	0.00	0.00	0.00	0.00	0.00	19,001.00			
52.204 · VMX Vectomax FG	0.00	0.00	0.00	0.00	0.00	15,398.00	15,398.00			
52.21 · Natular XRT Tablet	8,606.40	0.00	0.00	0.00	0.00	0.00	8,606.40			
52.22 · VLX VCTOLEX WDG	0.00	0.00	0.00	0.00	0.00	3,049.50	3,049.50			
52.23 · NatularG30 Clarke	0.00	0.00	0.00	38,760.00	0.00	0.00	38,760.00			
52.25 · Fourstar BTI CRG 35 lb	0.00	0.00	0.00	0.00	0.00	18,513.60	18,513.60			
52.26 · Altosid XR Slim	0.00	0.00	0.00	0.00	36,009.60	3,273.60	39,283.20			
52.2 · Chemicals Solvents Additives - Other	0.00	0.00	0.00	0.00	0.00	0.00	0.00			
Total 52.2 · Chemicals Solvents Additives	42,237.40	14,630.00	14,630.00	38,760.00	36,009.60	40,234.70	186,501.70	500,000.00	-313,498.30	37.3%
52.3 · Clothing and Wearing Apparel										
52.31 · uniforms	0.00	0.00	0.00	0.00	0.00	0.00	0.00			
52.32 · Boots	583.41	78.78	164.95	0.00	-151.99	72.69	747.84			
52.3 · Clothing and Wearing Apparel - Other	429.80	55.98	42.94	0.00	0.00	0.00	528.72			
Total 52.3 · Clothing and Wearing Apparel	1,013.21	134.76	207.89	0.00	-151.99	72.69	1,276.56	10,000.00	-8,723.44	12.77%
52.4 · Misc Supplies & Incidentals										
52.41 · Yellow Fly	0.00	0.00	0.00	0.00	0.00	10,362.99	10,362.99			
52.411 · UAS - Drone Supplies	269.50	574.99	26.00	0.00	0.00	1,052.24	1,922.73			
52.42 · Mosquito	269.16	0.00	45.97	171.46	97.78	294.56	878.93			
52.43 · DITCHES	0.00	0.00	0.00	1,096.34	177.20	0.00	1,273.54			
52.44 · Safety	155.63	1,497.96	-1,677.54	0.00	12.47	1,002.93	991.45			
52.45 · Shop	121.28	459.16	294.71	223.65	346.90	574.92	2,020.62			

Desk, chair, file cabinet, vaccum, phone chargers, first of season supplies of pens, markers, paper, etc.

Purchased 55 gallon of oil for Dodge trucks

VMX Vectomax FG - Iavacide
VLX Vectolex WDG - Iavacide
Fourstar BTI - Iavacide
Altoside XR - storm drains

Yellow Fly - Purchased individual tubes of glue for kits.
Drone - slide out drawer for van.
Safety - safety lights for golf carts.

South Walton County Mosquito Control District
Profit & Loss Budget vs. Actual
October 2022 through March 2023

							TOTAL			
	Oct 22	Nov 22	Dec 22	Jan 23	Feb 23	Mar 23	Oct '22 - Mar 23	Budget	\$ Over Budget	% of Budget
52.47 · Chickens	123.92	89.75	203.71	617.16	0.00	606.77	1,641.31			
52.48 · Lab	5,685.00	0.00	58.56	0.00	572.56	20.76	6,336.88			
52.49 · Fish	0.00	0.00	0.00	1,791.26	830.10	1,188.05	3,809.41			
52.4 · Misc Supplies & Incidentals - Other	714.00	0.00	2,737.26	78.02	0.00	74.22	3,603.50			
Total 52.4 · Misc Supplies & Incidentals	7,338.49	2,621.86	1,688.67	3,977.89	2,037.01	15,177.44	32,841.36	90,000.00	-57,158.64	36.49%
52.5 · Tool and small implements	0.00	1,175.00	0.00	199.00	0.00	38.59	1,412.59	10,000.00	-8,587.41	14.13%
Total 52 · Operating Supplies	53,075.45	23,748.89	17,534.89	45,837.35	39,825.88	57,744.51	237,766.97	660,000.00	-422,233.03	36.03%
54 · BOOKS, DUES & SUBSCRIPTIONS	404.82	470.65	242.99	8,085.00	445.00	0.00	9,648.46	35,000.00	-25,351.54	27.57%
55 · TRAINING										
55.1 · Conferences	2,475.00	0.00	90.00	485.00	375.00	0.00	3,425.00			
55.2 · Classroom Education	0.00	0.00	2,370.00	4,934.90	2,208.25	-910.00	8,603.15			
55 · TRAINING - Other	100.00	0.00	420.00	180.00	15.00	75.00	790.00			
Total 55 · TRAINING	2,575.00	0.00	2,880.00	5,599.90	2,598.25	-835.00	12,818.15	50,000.00	-37,181.85	25.64%
60 · CAPITAL OUTLAY										
60.1 · DAG	3,500.00	0.00	0.00	0.00	14,857.80	3,432.34	21,790.14			
60 · CAPITAL OUTLAY - Other	160,318.43	153,989.00	2,106.00	68,403.36	10,463.60	0.00	395,280.39			
Total 60 · CAPITAL OUTLAY	163,818.43	153,989.00	2,106.00	68,403.36	25,321.40	3,432.34	417,070.53	9,463,500.00	-9,046,429.47	4.41%
66900 · Reconciliation Discrepancies	168.27	0.00	0.00	0.00	0.00	0.00	168.27			
89 · CONTINGENCY	0.00	0.00	0.00	0.00	0.00	0.00	0.00	600,000.00	-600,000.00	0.0%
Total Expense	325,448.51	351,748.87	234,927.92	390,372.46	208,046.07	220,511.24	1,731,055.07	13,354,017.13	-11,622,962.06	12.96%
Net Income	-315,410.46	1,373,746.63	3,087,964.05	52,712.89	-12,325.41	-4,671.40	4,182,016.30	-6,963,112.32	11,145,128.62	-60.06%

Fish - 10,000 new gambusia fish.

Payment from another District for Spill Training

South Walton County Mosquito Control District Profit & Loss Prev Year Comparison October 2022 through March 2023

	Oct '22 - Mar 23	Oct '21 - Mar 22	\$ Change	% Change
Income				
130.005 · Receivable - Insurance	-83.93	0.00	-83.93	-100.0%
311.000 · AD VALOREM				
311.001 · Prior Year Taxes/Other	225.38	11,379.47	-11,154.09	-98.02%
311.000 · AD VALOREM - Other	5,641,945.30	4,935,584.32	706,360.98	14.31%
Total 311.000 · AD VALOREM	<u>5,642,170.68</u>	<u>4,946,963.79</u>	<u>695,206.89</u>	<u>14.05%</u>
364.000 · Disposition of Fixed Assets	77,200.00	157,000.00	-79,800.00	-50.83%
369.000 · Other Misc Revenues	371.25	554.12	-182.87	-33.0%
370 · Insurance Proceeds	100.00	0.00	100.00	100.0%
380 · Other Sources	858.31	0.00	858.31	100.0%
402.001 · Interest income	192,455.06	4,781.91	187,673.15	3,924.65%
Total Income	<u>5,913,071.37</u>	<u>5,109,299.82</u>	<u>803,771.55</u>	<u>15.73%</u>
Gross Profit	5,913,071.37	5,109,299.82	803,771.55	15.73%
Expense				
10 · PERSONAL SERVICES				
11 · Commissioner Salaries	5,169.36	7,200.18	-2,030.82	-28.21%
12 · Regular Salaries and wages				
16 · Compensated annual leave	25,091.08	26,420.83	-1,329.75	-5.03%
12 · Regular Salaries and wages - Other	472,746.16	377,341.12	95,405.04	25.28%
Total 12 · Regular Salaries and wages	<u>497,837.24</u>	<u>403,761.95</u>	<u>94,075.29</u>	<u>23.3%</u>
14 · Overtime				
18 · Compensated Compensatory Leave	1,533.64	3,348.86	-1,815.22	-54.2%
14 · Overtime - Other	1,775.35	467.63	1,307.72	279.65%
Total 14 · Overtime	<u>3,308.99</u>	<u>3,816.49</u>	<u>-507.50</u>	<u>-13.3%</u>
10 · PERSONAL SERVICES - Other	<u>0.00</u>	<u>0.00</u>	<u>0.00</u>	<u>0.0%</u>
Total 10 · PERSONAL SERVICES	506,315.59	414,778.62	91,536.97	22.07%
20 · PERSONAL SERVICES BENEFITS				
21 · FICA Taxes	37,246.36	30,747.68	6,498.68	21.14%
21.3 · Federal Unemployment	940.45	1,284.69	-344.24	-26.8%
22 · Retirement contributions				
22.2 · FRS paid by District	72,005.97	53,194.97	18,811.00	35.36%
Total 22 · Retirement contributions	<u>72,005.97</u>	<u>53,194.97</u>	<u>18,811.00</u>	<u>35.36%</u>

South Walton County Mosquito Control District Profit & Loss Prev Year Comparison October 2022 through March 2023

	Oct '22 - Mar 23	Oct '21 - Mar 22	\$ Change	% Change
23 · Life and Health Insurance				
23.1 · AFLAC	-134.14	311.12	-445.26	-143.12%
23.2 · Walton County Group Medical	107,778.43	107,391.79	386.64	0.36%
23.3 · Walton County Vision	-37.77	157.54	-195.31	-123.98%
23.35 · Walton County Life (OCHS)	-115.91	-298.37	182.46	61.15%
23.4 · METLIFE	1,944.60	1,621.80	322.80	19.9%
23.5 · Unum	7,613.37	6,561.02	1,052.35	16.04%
23.55 · Unum Dental	4,855.20	3,530.46	1,324.74	37.52%
23.6 · Guardian	0.00	0.00	0.00	0.0%
23.7 · Supplement Insurance Program	1,236.00	1,264.00	-28.00	-2.22%
Total 23 · Life and Health Insurance	123,139.78	120,539.36	2,600.42	2.16%
24 · WORKERS COMP	7,396.50	9,262.75	-1,866.25	-20.15%
25 · Unemployment Compensation	-108.00	-1,472.35	1,364.35	92.67%
26 · Other postemployment benefits				
26.2 · Jose Hernandez	7,235.92	7,235.92	0.00	0.0%
26.3 · Geraldine Via	7,142.74	7,142.74	0.00	0.0%
Total 26 · Other postemployment benefits	14,378.66	14,378.66	0.00	0.0%
Total 20 · PERSONAL SERVICES BENEFITS	254,999.72	227,935.76	27,063.96	11.87%
30 · OPERATING EXPENSES				
30.3 · Kristine Faulk	900.00	900.00	0.00	0.0%
30.4 · Donna Johns	295.22	900.00	-604.78	-67.2%
30.5 · J Doug Liles	900.00	900.00	0.00	0.0%
31 · Professional Services				
31.1 · Property Appraiser Fees	54,860.73	32,998.30	21,862.43	66.25%
31.2 · Tax Collector Fees	65,639.94	98,313.80	-32,673.86	-33.23%
31.4 · Medical Services	687.00	501.00	186.00	37.13%
31 · Professional Services - Other	0.00	261.79	-261.79	-100.0%
Total 31 · Professional Services	121,187.67	132,074.89	-10,887.22	-8.24%
31.3 · Legal and Engineering Service				
31.5 · Hydro Engineering Services	0.00	15,160.00	-15,160.00	-100.0%
31.6 · Legal Services	6,589.57	14,188.80	-7,599.23	-53.56%
31.3 · Legal and Engineering Service - Other	48.00	-3,626.00	3,674.00	101.32%

South Walton County Mosquito Control District Profit & Loss Prev Year Comparison October 2022 through March 2023

	Oct '22 - Mar 23	Oct '21 - Mar 22	\$ Change	% Change
Total 31.3 · Legal and Engineering Service	6,637.57	25,722.80	-19,085.23	-74.2%
32 · ACCOUNTING & AUDITING				
32.2 · OPEB	0.00	1,850.00	-1,850.00	-100.0%
32 · ACCOUNTING & AUDITING - Other	4,125.00	8.70	4,116.30	47,313.79%
Total 32 · ACCOUNTING & AUDITING	4,125.00	1,858.70	2,266.30	121.93%
34.00 · Other Services				
34.12 · Other services IT Hosting				
34.125 · Cumulus	1,944.00	1,811.48	132.52	7.32%
34.12 · Other services IT Hosting - Other	0.00	666.34	-666.34	-100.0%
Total 34.12 · Other services IT Hosting	1,944.00	2,477.82	-533.82	-21.54%
34.20 · UNIFIRST	5,294.01	2,835.47	2,458.54	86.71%
34.31 · Tech Planet MONTHLY FEES	6,170.25	5,142.25	1,028.00	19.99%
34.33 · Other Contractual Services	1,832.27	409.43	1,422.84	347.52%
34.00 · Other Services - Other	285.00	585.00	-300.00	-51.28%
Total 34.00 · Other Services	15,525.53	11,449.97	4,075.56	35.6%
30 · OPERATING EXPENSES - Other	65.96	0.00	65.96	100.0%
Total 30 · OPERATING EXPENSES	149,636.95	173,806.36	-24,169.41	-13.91%
40 · TRAVEL & PER DIEM				
40.1 · PER DIEM OR MEALS	3,973.17	5,676.47	-1,703.30	-30.01%
40.2 · INCIDENTAL TRAVEL	191.20	496.14	-304.94	-61.46%
40.3 · PRIVATE VEHICLES	3,095.62	7,062.27	-3,966.65	-56.17%
40.4 · Hotel	11,853.51	16,143.44	-4,289.93	-26.57%
40.5 · Air Lines	2,538.81	817.32	1,721.49	210.63%
40 · TRAVEL & PER DIEM - Other	12.00	113.89	-101.89	-89.46%
Total 40 · TRAVEL & PER DIEM	21,664.31	30,309.53	-8,645.22	-28.52%
41 · COMMUNICATION SERVICES				
41.1 · Cellular Service	6,413.86	5,539.39	874.47	15.79%
41.2 · Office Phone & Internet	5,998.24	5,025.25	972.99	19.36%
Total 41 · COMMUNICATION SERVICES	12,412.10	10,564.64	1,847.46	17.49%
42 · FREIGHT SERVICES	4,020.35	1,000.69	3,019.66	301.76%
43 · UTILITY SERVICES				
43.02 · Water/Sewer	512.89	835.52	-322.63	-38.61%

Additional CPA services \$1,500
Compensation Study \$2,625

Uniforms for operations.

South Walton County Mosquito Control District Profit & Loss Prev Year Comparison October 2022 through March 2023

	Oct '22 - Mar 23	Oct '21 - Mar 22	\$ Change	% Change
43.03 · Electrical	3,429.80	3,090.91	338.89	10.96%
43.04 · GARBAGE SOLID WASTE SERVICES	565.20	728.48	-163.28	-22.41%
Total 43 · UTILITY SERVICES	4,507.89	4,654.91	-147.02	-3.16%
44 · RENTALS & LEASES	8,786.56	710.06	8,076.50	1,137.44%
45 · INSURANCE				
45.3 · FLOOD INSURANCE	3,682.00	0.00	3,682.00	100.0%
45.6 · General liability	49,839.75	34,645.00	15,194.75	43.86%
Total 45 · INSURANCE	53,521.75	34,645.00	18,876.75	54.49%
46 · REPAIR & MAINTENANCE SERVICES				
46.11 · Maint Bldg/Ground by others	999.99	1,112.00	-112.01	-10.07%
46.2 · Maintenance of Automotive Equip	645.57	0.00	645.57	100.0%
46.3 · Maintenance of Equipment Office				
46.31 · Software Maintenance Office Eq	11,495.47	10,932.38	563.09	5.15%
46.33 · IFIX COMPUTERS	2,692.44	4,026.03	-1,333.59	-33.12%
46.3 · Maintenance of Equipment Office - Other	1,245.25	2,268.25	-1,023.00	-45.1%
Total 46.3 · Maintenance of Equipment Office	15,433.16	17,226.66	-1,793.50	-10.41%
46.4 · Maint Other Equipment by others	322.52	0.00	322.52	100.0%
46.5 · Maint of Build & Grounds by Dis	1,261.71	882.76	378.95	42.93%
46.6 · Maint of equipment by District	3,044.50	3,278.06	-233.56	-7.13%
46.61 · Maintenance material	5.07	0.00	5.07	100.0%
Total 46 · REPAIR & MAINTENANCE SERVICES	21,712.52	22,499.48	-786.96	-3.5%
47 · PRINTING & BINDING	1,243.94	374.53	869.41	232.13%
48 · PROMOTIONAL ACTIVITIES	2,318.22	554.99	1,763.23	317.71%
49 · OTHER CURRENT CHARGES				
49.1 · Other Government Agencies	830.08	675.00	155.08	22.98%
49.2 · advertising required by law	2,935.45	1,471.96	1,463.49	99.43%
49 · OTHER CURRENT CHARGES - Other	305.00	45.70	259.30	567.4%
Total 49 · OTHER CURRENT CHARGES	4,070.53	2,192.66	1,877.87	85.64%
50 · SUPPLIES/MATERIALS				
50.1 · Culligan	260.52	309.10	-48.58	-15.72%
50.3 · Employee Committee	4,206.56	1,608.98	2,597.58	161.44%
51 · Office Supplies	3,859.35	4,651.31	-791.96	-17.03%

Rental of mobile office.

South Walton County Mosquito Control District Profit & Loss Prev Year Comparison October 2022 through March 2023

	Oct '22 - Mar 23	Oct '21 - Mar 22	\$ Change	% Change
Total 50 · SUPPLIES/MATERIALS	8,326.43	6,569.39	1,757.04	26.75%
52 · Operating Supplies				
52.1 · Gasoline Oil Lubricant				
52.11 · Gasoline	11,066.28	8,880.81	2,185.47	24.61%
52.12 · Diesel	3,808.70	3,574.22	234.48	6.56%
52.1 · Gasoline Oil Lubricant - Other	859.78	0.00	859.78	100.0%
Total 52.1 · Gasoline Oil Lubricant	15,734.76	12,455.03	3,279.73	26.33%
52.2 · Chemicals Solvents Additives				
52.20 · VECTOLEX FG	43,890.00	10,538.00	33,352.00	316.49%
52.202 · Fyfanon	19,001.00	16,421.00	2,580.00	15.71%
52.204 · VMX Vectomax FG	15,398.00	0.00	15,398.00	100.0%
52.21 · Natular XRT Tablet	8,606.40	0.00	8,606.40	100.0%
52.22 · VLX VCTOLEX WDG	3,049.50	4,486.07	-1,436.57	-32.02%
52.23 · NatularG30 Clarke	38,760.00	0.00	38,760.00	100.0%
52.25 · Fourstar BTI CRG 35 lb	18,513.60	16,200.45	2,313.15	14.28%
52.26 · Altosid XR Slim	39,283.20	0.00	39,283.20	100.0%
Total 52.2 · Chemicals Solvents Additives	186,501.70	47,645.52	138,856.18	291.44%
52.3 · Clothing and Wearing Apparel				
52.31 · uniforms	0.00	0.00	0.00	0.0%
52.32 · Boots	747.84	931.45	-183.61	-19.71%
52.33 · Misc. clothing	0.00	20.71	-20.71	-100.0%
52.3 · Clothing and Wearing Apparel - Other	528.72	0.00	528.72	100.0%
Total 52.3 · Clothing and Wearing Apparel	1,276.56	952.16	324.40	34.07%
52.4 · Misc Supplies & Incidentals				
52.41 · Yellow Fly	10,362.99	2,078.83	8,284.16	398.5%
52.411 · UAS - Drone Supplies	1,922.73	0.00	1,922.73	100.0%
52.42 · Mosquito	878.93	731.69	147.24	20.12%
52.43 · DITCHES	1,273.54	854.40	419.14	49.06%
52.44 · Safety				
52.441 · COVID	0.00	265.92	-265.92	-100.0%
52.44 · Safety - Other	991.45	2,389.83	-1,398.38	-58.51%
Total 52.44 · Safety	991.45	2,655.75	-1,664.30	-62.67%

Purchased product earlier to guarantee availability.

Purchased individual tubes of glue with proper labeling, instead of buying bulk glue and putting in

South Walton County Mosquito Control District
Profit & Loss Prev Year Comparison
October 2022 through March 2023

	<u>Oct '22 - Mar 23</u>	<u>Oct '21 - Mar 22</u>	<u>\$ Change</u>	<u>% Change</u>
52.45 · Shop	2,020.62	1,821.82	198.80	10.91%
52.47 · Chickens	1,641.31	2,278.30	-636.99	-27.96%
52.48 · Lab	6,336.88	7,815.33	-1,478.45	-18.92%
52.49 · Fish	3,809.41	293.49	3,515.92	1,197.97%
52.4 · Misc Supplies & Incidentals - Other	3,603.50	1,521.09	2,082.41	136.9%
Total 52.4 · Misc Supplies & Incidentals	32,841.36	20,050.70	12,790.66	63.79%
52.5 · Tool and small implements	1,412.59	4,753.63	-3,341.04	-70.28%
Total 52 · Operating Supplies	237,766.97	85,857.04	151,909.93	176.93%
54 · BOOKS, DUES & SUBSCRIPTIONS	9,648.46	11,386.32	-1,737.86	-15.26%
55 · TRAINING				
55.1 · Conferences	3,425.00	9,943.69	-6,518.69	-65.56%
55.2 · Classroom Education	8,603.15	8,522.88	80.27	0.94%
55 · TRAINING - Other	790.00	7,442.21	-6,652.21	-89.39%
Total 55 · TRAINING	12,818.15	25,908.78	-13,090.63	-50.53%
60 · CAPITAL OUTLAY				
60.1 · DAG	21,790.14	24,202.56	-2,412.42	-9.97%
60 · CAPITAL OUTLAY - Other	395,280.39	629,568.74	-234,288.35	-37.21%
Total 60 · CAPITAL OUTLAY	417,070.53	653,771.30	-236,700.77	-36.21%
66900 · Reconciliation Discrepancies	168.27	0.00	168.27	100.0%
Total Expense	1,731,009.24	1,707,520.06	23,489.18	1.38%
Net Income	4,182,062.13	3,401,779.76	780,282.37	22.94%

South Walton County Mosquito Control District

Bank Accounts Register

As of March 31, 2023

Type	Date	Num	Name	Memo	Split	Debit	Credit	Balance
102.001 · Trustmark Checking								
Bill Pmt -Ch...	03/01/2023	7215	COPYSYSTEMS		202.000 · Acco...		42.75	2,121,765.52
Bill Pmt -Ch...	03/01/2023	7216	SIGMA CONSULTING		202.000 · Acco...		2,500.00	2,121,722.77
Bill Pmt -Ch...	03/01/2023	7217	UNIFIRST	331036	202.000 · Acco...		345.74	2,119,222.77
Bill Pmt -Ch...	03/01/2023	7218	PROHEALTH		202.000 · Acco...		48.00	2,118,877.03
Check	03/01/2023	ACH	UNUM	0298361-001	-SPLIT-		2,066.60	2,116,829.03
Check	03/01/2023	ACH	METLIFE	tm05562000001	23.4 · METLIFE		317.70	2,116,762.43
Bill Pmt -Ch...	03/03/2023	7211	CLARKE	S01461	202.000 · Acco...		18,513.60	2,116,444.73
Check	03/03/2023	ACH	AFLAC		23.1 · AFLAC		1,171.71	2,097,931.13
Check	03/03/2023	ACH	FL DOR		10.5 · Garnish...		301.85	2,096,759.42
Check	03/06/2023	ACH	Lumen	311800522	41.2 · Office P...		1,020.30	2,096,457.57
Bill Pmt -Ch...	03/07/2023	7219	COPYSYSTEMS		202.000 · Acco...		57.00	2,095,437.27
Bill Pmt -Ch...	03/07/2023	7220	CULLIGAN		202.000 · Acco...		49.72	2,095,380.27
Bill Pmt -Ch...	03/07/2023	7221	PAULS FISH FARMS	10,000 gambusia minnows	202.000 · Acco...		1,000.00	2,095,330.55
Bill Pmt -Ch...	03/07/2023	7222	REGIONAL UTILITIES		202.000 · Acco...		70.14	2,094,330.55
Bill Pmt -Ch...	03/07/2023	7223	STREAMLINE		202.000 · Acco...		300.00	2,094,260.41
Bill Pmt -Ch...	03/07/2023	7224	UNIFIRST	331036	202.000 · Acco...		156.33	2,093,960.41
Check	03/07/2023	ACH	Trustmark Credit Card		204.000 · Trus...		14,037.99	2,093,804.08
Bill Pmt -Ch...	03/08/2023	7225	ADAPCO		202.000 · Acco...		3,049.50	2,079,766.09
Bill Pmt -Ch...	03/08/2023	7226	COPYSYSTEMS		202.000 · Acco...		305.00	2,076,716.59
Bill Pmt -Ch...	03/08/2023	7227	DAG		202.000 · Acco...		14,857.80	2,076,411.59
Bill Pmt -Ch...	03/08/2023	7228	DEFUNIAK HERALD		202.000 · Acco...		7.00	2,061,553.79
Bill Pmt -Ch...	03/08/2023	7229	HAND ARENDALL HA...		202.000 · Acco...		2,500.00	2,061,546.79
Bill Pmt -Ch...	03/08/2023	7230	PGIT		202.000 · Acco...		3,415.75	2,059,046.79
Bill Pmt -Ch...	03/08/2023	7231	Tech Planet		202.000 · Acco...		1,296.25	2,055,631.04
Bill Pmt -Ch...	03/08/2023	7232	UNIFIRST	331036	202.000 · Acco...		156.33	2,054,334.79
Bill Pmt -Ch...	03/08/2023	7233	WALTON COUNTY BOC		202.000 · Acco...		22,400.16	2,054,178.46
Bill Pmt -Ch...	03/08/2023	7234	XEROX CORPOPRATION		202.000 · Acco...		62.84	2,031,778.30
Check	03/08/2023	ACH	Ratliff, Teahna R		-SPLIT-		107.88	2,031,715.46
Paycheck	03/13/2023		Deel, Arnold Joe		-SPLIT-		156.36	2,031,607.58
Paycheck	03/13/2023		Mitchell, Richard R		-SPLIT-		156.36	2,031,451.22
Liability Check	03/13/2023	E-pay	United States Treasury	59-1089665 QB Tracking # -7...	-SPLIT-		8,215.00	2,031,294.86
Transfer	03/13/2023		Funds Transfer		102.002 · Trus...	150,000.00		2,023,079.86
Check	03/13/2023	ACH	AT&T	28731977865x02252023	41.1 · Cellular ...		1,439.46	2,173,079.86
Paycheck	03/14/2023		Deel, Arnold Joe		-SPLIT-		1,905.81	2,171,640.40
Paycheck	03/14/2023		Canut, Bernadette K		-SPLIT-		1,612.94	2,169,734.59
Paycheck	03/14/2023		Williams, Cameron L		-SPLIT-		1,604.85	2,168,121.65
Paycheck	03/14/2023		Towery, David C		-SPLIT-		1,656.65	2,166,516.80
Paycheck	03/14/2023		Ratliff, Teahna R		-SPLIT-		1,913.12	2,164,860.15
Paycheck	03/14/2023		Yandell, Timothy R		-SPLIT-		1,834.37	2,162,947.03
Paycheck	03/14/2023		Donovan, Zachary B		-SPLIT-		1,103.22	2,161,112.66
Paycheck	03/14/2023		Anguiano, Amy L		-SPLIT-		1,435.71	2,160,009.44
Paycheck	03/14/2023		Sharbutt, Dylan T		-SPLIT-		1,231.94	2,158,573.73
Paycheck	03/14/2023		Hobbs, Kenneth G		-SPLIT-		1,629.61	2,157,341.79
Paycheck	03/14/2023		Pruett, Norman E		-SPLIT-		1,647.42	2,155,712.18
Paycheck	03/14/2023		Mahn, Thomas E		-SPLIT-		21.22	2,154,064.76
Paycheck	03/14/2023		Hilaman, Thomas K		-SPLIT-		1,382.76	2,154,043.54
Paycheck	03/14/2023		Henderson, Cammie L		-SPLIT-		2,268.80	2,152,660.78
Paycheck	03/14/2023		Dunwald, Darrin E		-SPLIT-		2,863.97	2,150,391.98
Paycheck	03/14/2023		Williams, Gerald D		-SPLIT-		1,866.95	2,147,528.01
Paycheck	03/14/2023		Liles, Jack Doug		-SPLIT-		164.95	2,145,661.06
Paycheck	03/14/2023		Faulk, Kristine A		-SPLIT-		164.95	2,145,496.11
Paycheck	03/14/2023		Mitchell, Richard R		-SPLIT-		1,888.40	2,145,331.16
Check	03/14/2023	ACH	NATIONWIDE		10.6 · NATION...		100.00	2,143,442.76
Check	03/14/2023	ACH	Liles, Jack Doug	March Expenses	30.5 · J Doug ...		150.00	2,143,342.76
Check	03/14/2023	ACH	Faulk, Kristine A	March Expenses	30.3 · Kristine ...		150.00	2,143,192.76
Deposit	03/14/2023			Deposit	370 · Insuranc...	100.00		2,143,042.76
Deposit	03/14/2023			Deposit	-SPLIT-	232.50		2,143,142.76
Check	03/15/2023	ACH	Dunwald, Darrin E		-SPLIT-		292.88	2,143,375.26
Check	03/15/2023	ACH	Dunwald, Darrin E		-SPLIT-		243.07	2,143,082.38
Check	03/16/2023	ACH	WASTE MANAGEMENT		43.04 · GARBA...		94.20	2,142,839.31
Check	03/16/2023	ACH	GREAT LAKES IPM	5 oz Tube	52.41 · Yellow ...		10,207.80	2,142,745.11
Deposit	03/16/2023			Deposit	55.2 · Classroo...	910.00		2,132,537.31
Check	03/17/2023	ACH	FL DOR		10.5 · Garnish...		301.85	2,133,447.31
Check	03/17/2023	ACH	Williams, Gerald D	2023 Legislative Forum FASD	40.1 · PER DIE...		54.00	2,133,145.46
Check	03/17/2023	ACH	Yandell, Timothy R	2023 Legislative Forum FASD	40.1 · PER DIE...		54.00	2,133,091.46
Check	03/17/2023	ACH	Ratliff, Teahna R	2023 Legislative Forum FASD	40.1 · PER DIE...		54.00	2,132,937.46
Check	03/17/2023	ACH	Faulk, Kristine A		-SPLIT-		249.27	2,132,883.46
Check	03/17/2023	ACH	Liles, Jack Doug		-SPLIT-		292.88	2,132,734.19
Bill Pmt -Ch...	03/23/2023	7235	ADAPCO		202.000 · Acco...		15,398.00	2,132,441.31
Liability Check	03/27/2023	E-pay	United States Treasury	59-1089665 QB Tracking # -1...	-SPLIT-		8,379.98	2,117,043.31
Liability Check	03/27/2023	ACH	FRS Employee FLDOR		-SPLIT-		13,075.64	2,108,663.33
Check	03/27/2023	ACH	CHELCO	700109304	43.03 · Electrical		495.14	2,095,587.69
Paycheck	03/28/2023		Anguiano, Amy L		-SPLIT-		1,435.72	2,095,092.55
Paycheck	03/28/2023		Buckley, Connor R		-SPLIT-		754.28	2,093,656.83
Paycheck	03/28/2023		Canut, Bernadette K		-SPLIT-		1,551.42	2,092,902.55
Paycheck	03/28/2023		Canut, Javier F		-SPLIT-		2.97	2,091,351.13
Paycheck	03/28/2023		Casey, Thomas W		-SPLIT-		34.62	2,091,348.16
Paycheck	03/28/2023		Deel, Arnold Joe		-SPLIT-		1,833.11	2,091,313.54
Paycheck	03/28/2023		Donovan, Zachary B		-SPLIT-		1,103.21	2,089,480.43
Paycheck	03/28/2023		Gocke, John D		-SPLIT-		32.97	2,088,377.22
Paycheck	03/28/2023		Hilaman, Thomas K		-SPLIT-		1,382.76	2,088,344.25
Paycheck	03/28/2023		Hobbs, Kenneth G		-SPLIT-		1,629.61	2,086,961.49
Paycheck	03/28/2023		Krika, David L		-SPLIT-		32.97	2,085,331.88
Paycheck	03/28/2023		Mahn, Thomas E		-SPLIT-		42.42	2,085,298.91
Paycheck	03/28/2023		Pruett, Norman E		-SPLIT-		1,647.42	2,085,256.49
Paycheck	03/28/2023		Ratliff, Teahna R		-SPLIT-		1,913.11	2,083,609.07
Paycheck	03/28/2023		Sharbutt, Dylan T		-SPLIT-		1,253.21	2,081,695.96
Paycheck	03/28/2023		Towery, David C		-SPLIT-		1,656.66	2,080,442.75
Paycheck	03/28/2023		Williams, Cameron L		-SPLIT-		1,604.84	2,078,786.09
Paycheck	03/28/2023		Yandell, Timothy R		-SPLIT-		1,834.38	2,077,181.25
Paycheck	03/28/2023				-SPLIT-			2,075,346.87

**South Walton County Mosquito Control District
 Bank Accounts Register
 As of March 31, 2023**

<u>Type</u>	<u>Date</u>	<u>Num</u>	<u>Name</u>	<u>Memo</u>	<u>Split</u>	<u>Debit</u>	<u>Credit</u>	<u>Balance</u>
Paycheck	03/28/2023		Dunwald, Darrin E		-SPLIT-		2,863.99	2,072,482.88
Paycheck	03/28/2023		Faulk, Kristine A		-SPLIT-		164.95	2,072,317.93
Paycheck	03/28/2023		Henderson, Cammie L		-SPLIT-		2,268.81	2,070,049.12
Paycheck	03/28/2023		Liles, Jack Doug		-SPLIT-		164.95	2,069,884.17
Paycheck	03/28/2023		Mitchell, Richard R		-SPLIT-		1,888.42	2,067,995.75
Paycheck	03/28/2023		Williams, Gerald D		-SPLIT-		1,866.93	2,066,128.82
Check	03/28/2023	ACH	NATIONWIDE		10.6 · NATION...		100.00	2,066,028.82
Check	03/31/2023	ACH	FL DOR		10.5 · Garnish...		301.85	2,065,726.97
Check	03/31/2023	ACH	FEDEX		42 · FREIGHT ...		39.62	2,065,687.35
Check	03/31/2023			Service Charge	49 · OTHER C...		34.60	2,065,652.75
Deposit	03/31/2023			Interest	402.001 · Inter...	4,584.77		2,070,237.52
Total 102.001 · Trustmark Checking						155,827.27	207,355.27	2,070,237.52
102.002 · Trustmark Savings								166,907.57
Transfer	03/13/2023			Funds Transfer	102.001 · Trus...		150,000.00	16,907.57
Deposit	03/31/2023			Deposit	-SPLIT-	167,835.07		184,742.64
Deposit	03/31/2023			Interest	402.001 · Inter...	156.64		184,899.28
Total 102.002 · Trustmark Savings						167,991.71	150,000.00	184,899.28
102.003 · Trustmark Wealth Account								4,000,000.00
Total 102.003 · Trustmark Wealth Account								4,000,000.00
102.008 · FL FIT								7,651,115.32
Deposit	03/31/2023			Interest	402.001 · Inter...	31,040.01		7,682,155.33
Total 102.008 · FL FIT						31,040.01		7,682,155.33
102.009 · FL CLASS								2,105,623.90
Deposit	03/31/2023			Interest	402.001 · Inter...	8,627.64		2,114,251.54
Total 102.009 · FL CLASS						8,627.64		2,114,251.54
TOTAL						363,486.63	357,355.27	*****

RE: banking

Ben Clark <Ben.Clark@jmco.com>

Wed 3/22/2023 6:25 AM

To: Cammie Henderson <administration@swcmcd.org>

Cc: Zach Chalifour <Zach.Chalifour@JMCo.com>; Drew Steinmeyer Jr. <Drew.Steinmeyer@jmco.com>

Hey Cammie,

For this, definitely understand your concerns here, a lot of our clients have been asking this. What I would say is as follows:

First off, maybe point them to Note 3 in last year's financials. That note fully talks about how you guys are covered by FDIC insurance and other things pertinent to that subject.

Second, beyond what that note says, there is nothing that we as the CPA firm can really offer as to risks for each individual bank beyond that. However, I think we would point out we are not alarmed enough that we feel we need to proactively warning clients or anything of that nature. We are watching all this as you are and are observing things such as the administration come in to make depositors whole, even those beyond the coverage limit. Maybe that is worth pointing out?

Lastly, I think what it comes down to is you all going over your risk tolerance as an organization and determining how far you want to go to minimize the risk of a bank theoretically going under and you being caught up as an uninsured depositor. In theory you could go and spread out the organization's funds so that they are covered, but that would come at a cost, not only in the form of additional fees but also in the enormous amount of time and effort it would take to set up and manage that on an ongoing basis.

Just let us know if you have any other questions!

Ben Clark, CPA

Ben Clark, CPA



Ph: 850-386-6184

Email: Ben.Clark@jmco.com

Website: www.jmco.com



accountingTODAY

**2022 Best Firms
to Work For**

From: Cammie Henderson <administration@swcmcd.org>
Sent: Tuesday, March 21, 2023 9:50 AM
To: Ben Clark <Ben.Clark@jmco.com>; Drew Steinmeyer Jr. <Drew.Steinmeyer@jmco.com>
Cc: Darrin Dunwald <ddunwald@swcmcd.org>
Subject: banking

WARNING --- This email originated outside of JMCo. Please review the sender's email address. Report any suspicious attachments, links, or requests to the Help Desk.

Hi Ben and Drew,

We just had our monthly board meeting and one of the commissioners wanted me to ask your professional opinion regarding how safe our deposits are in the different financial locations. Due to all the bank closing and such going on in the current media, they are concerned that we could lose the taxpayers' dollars.

Currently we have:

- 2 million in the local Trustmark bank government checking account
- 20 thousand in the local Trustmark bank government saving account (checking account gets a better interest rate)
- 4 million in the Trustmark Wealth Management account in a 6-month treasury note (locked in at 5%)
- 7.5 million in the Florida Fixed Income Trust Cash Pool
- 2 million in Florida Class Investments Pool

If you could provide the commissioners with a written professional opinion for them before our next meeting on April 20th.

Please let me know if you need additional information on the accounts.

THANKS!

Cammie Henderson

Office Manager

South Walton County Mosquito Control District

774 N County Hwy 393

Santa Rosa Beach, FL 32459

Phone: 850 267-2112

Fax: 850 267-2712

chenderson@swcmcd.org



<http://www.southwaltonmosquitocontrol.org>

Remember the 5D's of Protection:
DRAIN-Containers in your yard
DRESS-Wear light colored clothing

**SOUTH WALTON COUNTY MOSQUITO CONTROL DISTRICT
NOTES TO FINANCIAL STATEMENTS
SEPTEMBER 30, 2021**

(2) Reconciliation of Government-Wide and Fund Financial Statement:

(a) **Explanation of certain differences between the governmental fund balance sheet and the government-wide statement of net position**—Following the governmental fund balance sheet is a reconciliation between fund balance – governmental fund and net position – governmental activities as reported in the government-wide statement of net position. A detailed explanation of these differences is provided in this reconciliation.

(b) **Explanation of certain differences between the governmental fund statement of revenues, expenditures, and changes in fund balance and the government-wide statement of activities**— Following the governmental fund statement of revenues, expenditures, and changes in fund balance, there is a reconciliation between net changes in fund balance - governmental fund and changes in net position of governmental activities as reported in the government-wide statement of activities. A detailed explanation of these differences is provided in this reconciliation.

(3) Deposits and Investments:

As of September 30, 2021, all District deposits were covered by private bank acquired insurance, Securities Investor Protection Corporation (SIPC) insurance, private broker/dealer acquired insurance, Federal Depository Insurance Corporation (FDIC) insurance, and/or the State of Florida collateral pool established under the Florida Security for Public Deposits Act (the Act). The Act established guidelines for qualification and participation by banks and savings associations, procedures for administration of the collateral requirements and characteristics of eligible collateral. Under the Act, the qualified depository must pledge at least 50% of the average daily balance for each month of all public deposits in excess of any applicable deposit insurance. Additional collateral, up to 125% may be required if deemed necessary.

Obligations pledged to secure deposits must be delivered to the State Treasurer, or with the approval of the State Treasurer to a bank, savings association, or trust company provided a power of attorney is delivered to the Treasurer. Under the Act, the District is authorized to deposit funds only in Qualified Public Depositories.

The District’s investment policies are governed by Chapter 280 and 218, Florida Statutes. For all investments authorized by statute the District applies the “Prudent Person” standard when developing investment strategies. The basic allowable investment instruments are as follows:

The Local Government Surplus Trust Funds or any intergovernmental investment pool authorized pursuant to the Florida Interlocal Cooperation Act of 1969, as provided in s. 163.01.

Securities and Exchange Commission registered money market funds with the highest credit quality rating from a nationally recognized rating agency.

Interest bearing time deposits or savings accounts in qualified public depositories as defined in Chapter 280, Florida Statutes.

Direct obligations of the United States Treasury.

The District measures and records its investments, assets whose use is limited, and restricted assets using fair value measurement guidelines, which recognize a three-tiered fair value hierarchy, as follows:

- *Level 1:* Quoted prices for identical investments in active markets;
- *Level 2:* Observable inputs other than quoted market prices; and,
- *Level 3:* Unobservable inputs.

**SOUTH WALTON COUNTY MOSQUITO CONTROL DISTRICT
NOTES TO FINANCIAL STATEMENTS
SEPTEMBER 30, 2021**

(3) Deposits and Investments: (Continued)

The District is invested in the Florida Local Government Investment Trust (FLGIT)'s Day to Day Fund and Florida Cooperative Liquid Assets Securities System (FLCLASS), both of which are an authorized investment under Section 218.415, Florida Statutes. Both investment vehicles meet the requirements to be measured at amortized cost, which includes accrued income and is a method of calculating an investment's value by adjusting its acquisition costs for amortization of discount or premium over the period from purchase to maturity. Thus, the value in the fund approximates fair value and is not subject to the fair value hierarchy.

Interest Rate Risk: Interest rate risk exists when there is a possibility that changes in interest rates could adversely affect an investment's fair value. Generally, the longer the maturity of an investment, the greater the sensitivity of its fair value to changes in market interest rates. The District uses the weighted average maturity (WAM) method to disclose its interest rate risk as presented below.

Credit Risk: Credit risk exists when there is a possibility the issuer or other counterparty to an investment may be unable to meet its obligations. The District is required to disclose the credit quality ratings for investments in debt securities, as well as investments in external investment pools, money market funds and other pooled investments of fixed-income securities. Investments may be aggregated by rating categories within the disclosure. Ratings are set by nationally recognized statistical rating organization (i.e. Fitch, S&P) as presented below.

As of September 30, 2021, the District's governmental investment portfolio is composed of the following investments:

<u>Investment Type</u>	<u>Carrying Value</u>	<u>Weighted Average Maturity</u>	<u>Credit Rating (Fitch)</u>	<u>Fair Value Hierarchy Classification</u>
FL Government Investment Trust	\$ 1,542,813	79 days	AAAf	Level 1
Florida Cooperative Liquid Assets Securities System	2,054,010	47 days	AAAm	Level 1
Total Portfolio	<u>\$ 3,596,823</u>			



Legal

HAND ARENDALL HARRISON SALE LLC

304 MAGNOLIA AVENUE
PANAMA CITY, FLORIDA 32401
(850) 769-3434 Facsimile: (850) 769-6121
FED. I.D. NO. 63-0259798

Invoice 364745
April 12, 2023

South Walton County Mosquito Control District
Attn: Executive Director
Post Office Box 1130
Santa Rosa Beach, FL. 32459
US

ID: 36694-227912

Billing Attorney: Amy E. Myers

Re: General Representation

For Services Rendered Through March 31, 2023

PAYMENT DUE UPON RECEIPT

If you would like to submit payment by Credit Card, please use the following link:
<https://secure.lawpay.com/pages/handarendall/operating>
or please contact Accounts Receivable at 251-694-6329.

Balance Forward		0.00
Current Fees	912.50	
Total Current Charges		912.50
Total Due		912.50

PLEASE RETURN THIS PAGE WITH YOUR PAYMENT

For Billing Inquiries, Please Call Our Billing Department at (850) 769-3434.

Hand Arendall Harrison Sale LLC
304 MAGNOLIA AVENUE PANAMA CITY, FLORIDA 32401 (850) 769-3434

South Walton County Mosquito Control District
I.D. 36694-227912 - AEM
Re: General Representation

April 12, 2023
Invoice 364745
Page 2

Fees			
Date	Atty	Description	Hours
03/07/23	AEM	Telephone conference with Cammie Henderson and Darrin Dunwald. Clean up Walton County Support Resolution.	0.50
03/09/23	AEM	Telephone call from Cammie Henderson re various Human Resources issues.	0.40
03/21/23	AEM	Email from and to Cammie Henderson re investment policy. Review 218.415.	0.25
03/23/23	AEM	Telephone conference with Darrin Dunwald and Cammie Henderson re various matters.	0.90
03/27/23	AEM	Review Drone Minimum security requirements.	0.25
03/28/23	AEM	Email from and to Darrin Dunwald re Sunshine Law.	0.40
03/30/23	AEM	Email from and to Darrin Dunwald re Sunshine Training.	0.20
03/31/23	AEM	Review and refresh Sunshine Law training materials.	0.75
Total Hours			3.65

Hand Arendall Harrison Sale LLC
304 MAGNOLIA AVENUE PANAMA CITY, FLORIDA 32401 (850) 769-3434

South Walton County Mosquito Control District
I.D. 36694-227912 - AEM
Re: General Representation

April 12, 2023
Invoice 364745
Page 3

Fee Recap					
Name/Desc	Init	Classification	Hours	Rate/Hour	Amount
Amy E. Myers	AEM	Member	3.65	250.00	912.50
Totals			3.65		912.50



Operations



JANUARY - MARCH LAB REPORT

South Walton County Mosquito Control District

Teahna Ratliff

Operations

1. Larvicide

There were 2 larvicide missions during January & February.

- 1/4/23-1/5/23: Routes 1A, 1B, 2, 3 (partial), 5, 6, & 8 were treated with Vectobac.
- 2/14/23-2/15/23: Routes 1A, 3, 4, 5, 6, 7, & 8 were treated with Vectomax.

Another larvicide mission was started 3/31/23 but will be recorded when finished on the April report.

In March, the technicians treated 12,348 storm drains.

2. Adulicide Mission

There were 0 adulicide missions during the time period.

Lab

1. Mosquito Surveillance

In January (619), February (1024), and March (1135) there was a total of 2,778 adult mosquitoes in our weekly collections.

Below shows the average number of mosquitos compared to the average rain in each route for each month.

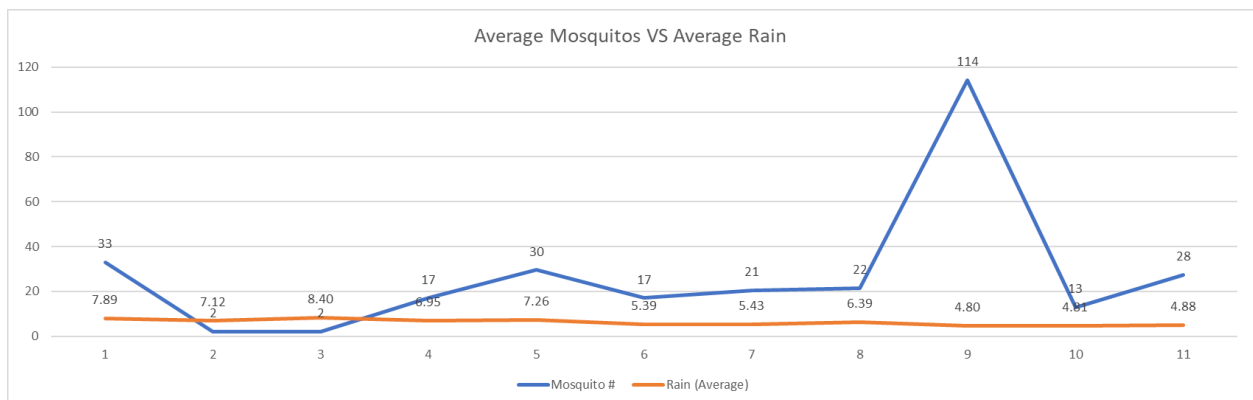


Figure 1 January trap counts vs rain

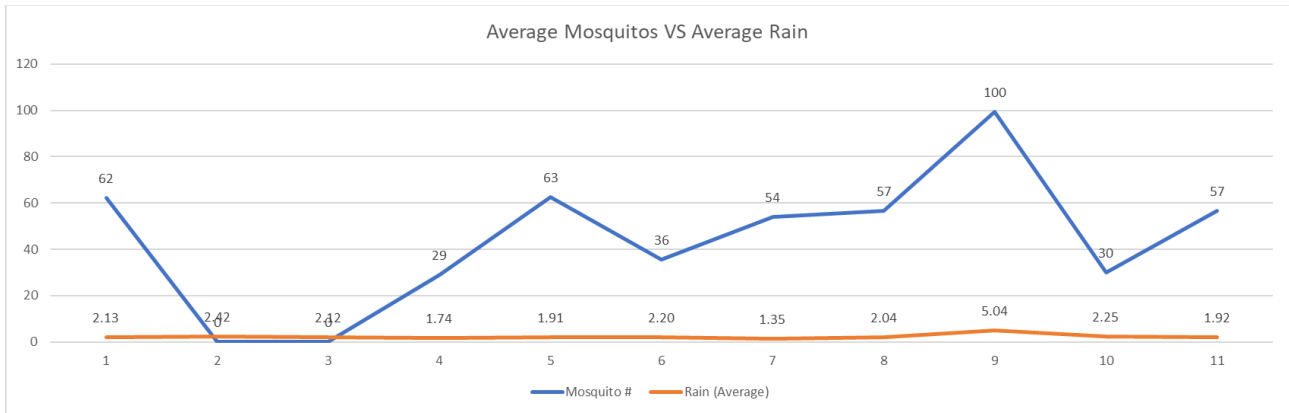


Figure 2 February trap counts vs rain

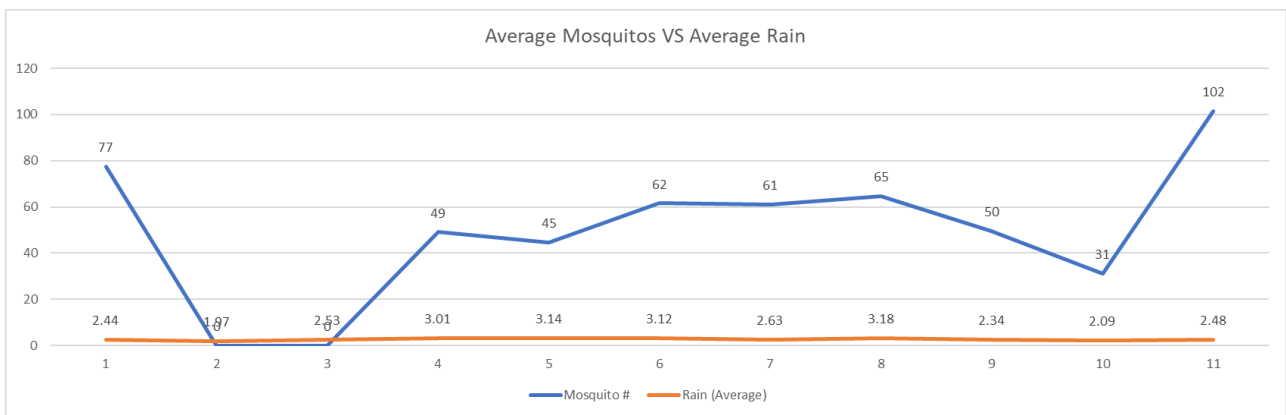


Figure 3 March trap counts vs rain

From service request- there was 1 CDC light traps baited with CO2 but there were 0 mosquitoes in it (mainly no-see-ums)

There were also 18 mosquitoes from aspirator samples brought in by the technicians.

2. Arbovirus Surveillance

Chickens were deployed on March 13th. We are working on setting up another chicken coop at Mack Bayou Fire Department (Route 3).

In 2023, we have had 1 chicken with EEE from the first test. The chicken could have possibly caught the disease from our district.

3. Container Breeding Surveillance Program (beginning in April)

Mapping has been completed (March).

Ovicups placement at all permanent trap sites (yearly).

April Goals:

Lab:

- **Begin baseline collections for container breeding surveillance.**
- **Research ways to collect *Culex nigripalpus* eggs on a regular basis for resistance / virus testing.**
- **Larvicide field trial with Azelis (collaboration w/ Joe Iburg)**
- **Possibly setting up collaboration with SC Johnson Center for Insect Science- testing local *Ae. albopictus* in area for repellants.**
- **FDACS committee work- reviewing research proposals.**
- **New coop site at Mack Bayou Fire Department (Route 3). Also, trying to get a standalone trap location in Route 4.**

Operations:

- **Beach workshop**
- **Technicians will be catching up on pools and source sites.**
- **In-process of updating larvicide mission program to the same as used for the adulticide program.**
- **Had Azelis assist with calibrating the A-1 Mister to begin barrier treatments.**
- **In the process of drone presentations to determine which is a good fit for the needs of the district.**

SOUTH WALTON COUNTY MOSQUITO CONTROL DISTRICT

Operations Report March 2021

MONTHLY VALUES

ON HAND

ADULTICIDE

CHEMICAL	MONTHLY OUTPUT	UNIT	UNIT VALUE	MONTHLY \$ VALUE	MONTHLY INVENTORY	INVENTORY \$\$
ML KONTROL 30-30	0	GAL	\$54.50	\$0.00	0	\$0.00
DELTAGARD ULV	0	GAL	\$173.67	\$0.00	0	\$0.00
DUET	0	OZ	\$1.50	\$0.00	0	\$0.00
PERMASEASE 3-15	0	GAL	\$45.00	\$0.00	200	\$9,000.00
Fyfanon EW	0	GAL	\$54.74	\$0.00	90	\$4,926.60
TOTAL				\$0.00	TOTAL	
						\$13,926.60

LARVICIDE

CHEMICAL	MONTHLY OUTPUT	UNIT	UNIT VALUE	MONTHLY \$ VALUE	MONTHLY INVENTORY	INVENTORY \$\$
ABATE WDG	0	POUND	\$10.61		0	\$0.00
ALTOSID XR	8780	EACH	\$3.42	\$30,203.20	872	\$2,982.24
ALTOSID SBG	0	POUND	\$3.06	\$0.00	0	\$0.00
VECTOBAC WDG	0	POUND	\$35.00	\$0.00	27.25	\$953.75
Vectolex FG	0	POUND	\$6.26	\$0.00	0	\$0.00
COCO BEAR	30	OUNCE	\$0.15	\$4.58	12,892	\$1,968.61
VECTOLEX WDG	4	POUND	\$62.31	\$249.24	65	\$4,050.15
FOURSTAR BTI CRG	1324	POUND	\$11.93	\$15,795.32	0	\$0.00
MetaLarv	0	EACH	\$1.89	\$0.00	440	\$831.20
NATULAR G30	0	POUND	\$15.83	\$0.00	0	\$0.00
NATULAR XRT	1366	EACH	\$4.63	\$6,324.58	1875	\$8,681.25
Vectomax FG	892.5	EACH	\$8.75	\$7,809.38	771	\$6,746.25
Altosid Liquid	0	GAL	\$0.00	\$0.00	0	\$0.00
TOTAL			TOTAL	\$60,386.30	TOTAL	
						\$26,213.45

HERBICIDE

Cornerstone	0	OZ	\$0.10	\$0.00	1085	\$108.50
SURF AC	0	OZ	\$0.10		5488	\$548.80
LESCO 3WY	0	OZ	\$0.90		150	\$135.00
TOTAL				\$0.00	TOTAL	
						\$792.30

TOTAL

\$60,386.30

TOTAL

\$40,932.35

OTHER SERVICES

SERVICE REQUEST	8					
LARVICIDE MISSION	1					
SPRAY MISSIONS	0					

8 service requests for property inspection

0 service requests for truck spray

COMMENTS



Created Date 3/30/2023
Quote Number 00018533
Expiration Date 7/28/2023

ADAPCO, LLC d/b/a Azelis Agricultural & Environmental Solutions is pleased to provide the following quotation to:

Customer SOUTH WALTON COUNTY MOSQ CTRL

Product	Quantity	Unit of Packaging	Sales Price	Subtotal
ENVIRONMENTAL LIABILITY SURCHARGE	1.00	1 EA	USD 38.0000	USD 38.0000
FYFANON/MAL EW 40.9% (30GL DR) *haz	20.00	30 GL DR	USD 1,953.3000	USD 39,066.0000
PERMASEASE 3-15 (275 GL TOTE) *haz	6.00	275 GL TOTE	USD 14,968.2500	USD 89,809.5000
Total Amount				USD 128,913.5000

All prices quoted include freight to the final destination in the continental US. Terms Net 30 days, full Terms and Conditions can be found on our website, <https://azelisaes-us.com/terms-and-conditions/>. All invoices subject to a \$38 Environmental Liability Surcharge. Please feel free to visit our website at www.azelisaes-us.com to view labels and product information

Should you have any questions or immediate needs, please contact me at the number below. We appreciate the opportunity to offer this quote and look forward to hearing from you soon.

Regards,

Dan McCombie

TSR

Azelis A&ES

daniel.mccombie@azelis.com

(314) 541-1972

Capital Outlay Update

	Budget	Actual Cost	Savings
Carryover from prior year budget			
51 Ton Hydraulic Trailer	\$ 53,500.00	\$ 47,510.40	Received \$ 5,989.60
Backhoe Loader	\$ 103,513.16	\$ 99,155.00	Received \$ 4,358.16
Capital Outlay Current Budget			
Land			
Administration Building	\$ 6,000,000.00	Carryover \$ 3,500.00	On-Going
Shop Building	\$ 3,030,000.00	Carryover	
Chicken Coop	\$ 35,000.00		
Machinery and Equipment			
CAT 308	\$ 158,000.00	\$ 152,733.00	Received \$ 5,267.00
Bush Hog	\$ 11,000.00	\$ 10,463.60	Received \$ 536.40
LSV's (Electric Golf Cart)	\$ 30,000.00	\$ 22,339.74	Received \$ 7,660.26
Single Axle International Dump Truck	\$ 137,000.00		
COBRA Mist Spray (A1) W/Hose Reel (Barrier Spray)	\$ 8,500.00	\$ 6,500.00	Received \$ 2,000.00
10' to 12' Wide Flat Bottom Boat w/small motor 48" wide	\$ 2,000.00		
Administrative Vehicle	\$ 52,000.00	\$ 46,834.00	Received \$ 5,166.00
Capital Outlay Additions through Budget Amendments			
Applicator Drone	\$ 200,000.00		
Server - State Contract Pricing	\$ 2,600.00		
Operational Necessity (Computers, printers, etc...over \$1,000)	\$ 15,000.00		
Public Outreach Computer	\$ 1,085.43	\$ 1,085.43	Received
Operations Computer - ARCGIS*	\$ 2,106.00	\$ 2,106.00	Received
EOM Computer - ARCGIS*	\$ 2,106.00	\$ 2,126.73	Received

Inspired Flight 1200A

Pros:

- Modular Payload capability (cameras, sensors, application)
- Made by a seasoned drone manufacturer
- Small footprint under 55 lbs

Cons:

- No waiver assistance writing or experience with waivers
- Low payload capacity (Appx 20 lbs max)
- No terrain awareness



PV40X



Pros:

- Waiver assistance
- Terrain avoidance
- High payload capacity (40 lbs)

Cons:

- Over 55 lbs will need waiver and will be subject to more regulation
- No way to know how much product remains available while in flight

Recommendation – PV40X

The organization has way more experience within the industry. The PV40 was tailored to our mission. Whereas the IF1200a was a drone for a different mission that they added a hopper to. The stability in inclement weather makes it a safer platform. Finally, the PV40 has a proven track record within the agriculture industry and mosquito control. The customer Service seems better.

Old Business



New Business

