



South Walton County Mosquito Control District
2022-2023 Regular Board Meeting
Thursday, March 16, 2023 – 10:00AM

UPDATED

Agenda

CALL TO ORDER

INVOCATION & PLEDGE OF ALLEGIANCE

APPROVAL OF MINUTES

February 16, 2023, Regular Board Meeting (motion)

PUBLIC COMMENT - NON-AGENDA ITEMS

ADMINISTRATION'S REPORT

Financial Report for February

Monthly Verification

February Expenditures (motion)

LEGAL

February Billing (motion)

OPERATIONS

February Summary

Resolution – DAG Service Order #7 (motion)

COMMISSIONERS

Seat – 1 Doug Liles

Seat – 2 (Open)

Seat – 3 Kristine Faulk

OLD BUSINESS

Insurance – Update – Teams presentation at 10:30

NEW BUSINESS

BCC Support of SWCMCD

COMMENTS BY COMMISSION AND PUBLIC

ADJOURNMENT (motion)

Next Scheduled
Meeting(s):

Regular Board Meeting:

April 20, 2023 – 10 AM

SWCMCD, 774 N County Hwy 393,

Santa Rosa Beach, FL 32459

774 North County Hwy 393
Santa Rosa Beach, FL 32459
(850) 267-2112 Office
(850) 267-2712 Fax



South Walton County Mosquito Control District
2021-2022 Regular Board Meeting
Thursday, February 16, 2023 – 10:00 AM
Minutes of Meeting

The Board of Commissioners of the South Walton County Mosquito Control District held its Regular Board Meeting at the District Office at 774 North Highway 393, Santa Rosa Beach, Florida on February 16, 2023, at 10:00 AM.

Chairman Doug Liles called the meeting to order February 16th at 10:00 AM and opened with a Prayer and Pledge of Allegiance to the American Flag.

The Commissioners attending the meeting were Doug Liles and Kristine Faulk. Amy Myers, Attorney, was in attendance.

Staff Present: Darrin Dunwald, Director
Cammie Henderson, Office Manager
Rich Mitchell, Environmental Ops Manager

Public: Steve Young
Adrienne Campbell

APPROVAL OF MINUTES

January 19, 2023, Regular Board Meeting

Motion to approve January 19, 2023, Regular Board Meeting Minutes as presented.

Motioned by: Commissioner Kristine Faulk

Seconded by: Chairman Doug Liles

Motion approved: Unanimously

PUBLIC COMMENT - NON-AGENDA ITEMS - None

ADMINISTRATION'S REPORT

Financial Report for January – Discussion Ensued

Monthly Verifications completed by Geraldine Via

January Expenditures

Request for motion to approve January Expenditures as presented to be filed to auditor.

Motioned by: Chairman Doug Liles

Seconded by: Commissioner Kristine Faulk

Motion approved: Unanimously

LEGAL

January Billing (motion) – Discussion Ensued.

Request for motion to approve legal billing as presented.

Motioned by: Commissioner Kristine Faulk

Seconded by: Chairman Doug Liles

Motion approved: Unanimously



South Walton County Mosquito Control District
2021-2022 Regular Board Meeting
Thursday, February 16, 2023 – 10:00 AM

OPERATIONS

- January Summary – Discussion Ensued
- Fishpond – Discussion Ensued
- DAG Update – Discussion Ensued

COMMISSIONERS

- Seat – 1 Doug Liles – None
- Seat – 2 (Open) – None
- Seat – 3 Kristine Faulk – None

OLD BUSINESS – None

- Benefit Insurance Update – Discussion Ensued

NEW BUSINESS – None

- Legislative Days FMCA and FASD
- Request to change working hours. Discussion Ensued. Tabled until more information can be presented.

COMMENTS BY COMMISSION AND PUBLIC

- Steve Young - Freeport – Questioned how we could proceed to help Freeport. Discussion Ensued
- Adrienne Campbell – Dog Flies – Do we currently do anything for the dog flies?
 - Dog fly treatment during the day was stopped about 15 years ago.
 - Dog flies bite but don't carry disease. Discussion Ensued.

Request for motion to Adjourn by Chairman Doug Liles

- Motioned by: Commissioner Doug Liles
- Seconded by: Chairman Kristine Faulk
- Motion approved: Unanimously

Adjourn meeting by Chairman Doug Liles at 10:55 AM.

Chairman Doug Liles: _____

Commissioner Kristine Faulk: _____

Next Scheduled Meeting(s):

Regular Board Meeting: March 16, 2023 – 10 AM – SWCMCD, 774 N County Hwy 393, Santa Rosa Beach, FL 32459

ADMINISTRATION

Memo

To: Commissioners and Director

From: Cammie Henderson, Office Manager

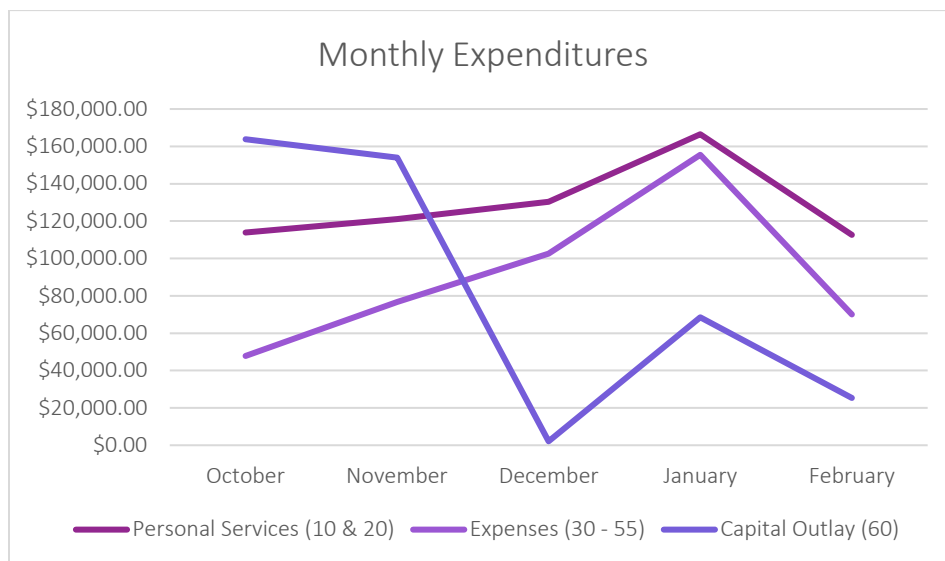
Review of the February 2023

Finances

At the end of February, we have collected 86.7% of our Ad Valorem for the year. Our interest income continues to climb with the Federal Reserve increasing the interest rates yet again; collected another \$43,851.02 this month. We have opened our Trustmark Wealth Management and secured a 6-month Treasury bond with pending construction funds.

February expenses were the lowest of the year. Personal Service shows a reduction due to 2 open positions during the month. Overall, all expenses were down due to the last quiet month before our season starts.

Expenses	October	November	December	January	February
Personal Services (10 & 20)	\$113,875.67	\$121,018.12	\$130,292.06	\$166,488.71	\$112,619.92
Expenses (30 - 55)	\$47,803.13	\$76,741.75	\$102,529.86	\$155,480.39	\$70,104.75
Capital Outlay (60)	\$163,818.43	\$153,989.00	\$2,106.00	\$68,403.36	\$25,321.40
Total Expenditures	\$325,497.23	\$351,748.87	\$234,927.92	\$390,372.46	\$208,046.07



Please review the additional detail on the Profit & Loss Budget Comparison worksheet that is provided in your packet. I have provided additional comments on the worksheet.

Cash Fund Balances as of 2/28/2023

Accounts	December 31, 2022	January 31, 2023	February 28, 2023
Trustmark Checking	\$ 115,051.73	\$ 6,286,898.50	\$ 2,100,363.43
Trustmark Savings	\$ 6,220,773.38	\$ 18,175.92	\$ 166,907.57
Trustmark Wealth			\$ 4,000,000.00
FL FIT Investments	\$ 7,594,397.00	\$ 7,623,576.38	\$ 7,651,115.32
FL Class Investments	\$ 2,089,884.53	\$ 2,098,003.54	\$ 2,105,623.90



Florida Department of Agriculture and Consumer Services
Division of Agricultural Environmental Services

MOSQUITO CONTROL MONTHLY REPORT - LOCAL FUNDS

Submit to:
Mosquito Control Program
3125 Conner Blvd, Suite E
Tallahassee, FL 32399-1650

NICOLE "NIKKI" FRIED
COMMISSIONER

Rule 5E-13.027, F.A.C.
Telephone: (850) 617-7911; Fax (850) 617-7939

COUNTY/ DISTRICT South Walton County Mosquito

FISCAL YEAR: 2022-2023

MONTH: February

LOCAL FUNDS RECEIPTS AND BALANCES

ACCT NO	DESCRIPTION	Budgeted Receipts	Monthly Receipts	Receipts Year to Date	Balance to Be Collected
311	Ad Valorem (Current/Delinquent)	\$ 6,309,405.00	\$ 151,767.01	\$ 5,470,910.42	\$ 838,494.58
334.1	State Grant	\$ -	\$ -	\$ -	\$ -
362	Equipment Rentals	\$ -	\$ -	\$ -	\$ -
337	Grants and Donations	\$ -	\$ -	\$ -	\$ -
361	Interest Earnings	\$ 20,000.00	\$ 43,851.02	\$ 148,046.00	\$ (128,046.00)
364	Equipment and/or Other Sales	\$ 60,000.00	\$ -	\$ 77,200.00	\$ (17,200.00)
369	Misc./Refunds (prior yr expenditures)	\$ 1,500.00	\$ 102.63	\$ 1,159.04	\$ 340.96
380	Other Sources	\$ -	\$ -	\$ (83.93)	\$ 83.93
389	Loans	\$ -	\$ -	\$ -	\$ -
TOTAL RECEIPTS		\$ 6,390,905.00	\$ 195,720.66	\$ 5,697,231.53	\$ 693,673.47
BEGINNING FUND BALANCE		\$ 11,606,154.50	\$ -	\$ -	\$ 11,606,154.50
Total Receipts & Balance		\$ 17,997,059.50	\$ 195,720.66	\$ 5,697,231.53	\$ 12,299,827.97

LOCAL FUNDS EXPENDITURES AND BALANCES

ACCT NO	Uniform Accounting System Transaction Code	Budgeted Expenditures	Monthly Expenditures	Expenditures Year to Date	Balance to Be Expended
10	Personal Services	\$ 1,274,755.00	\$ 74,213.59	\$ 431,181.54	\$ 843,573.46
20	Personal Services Benefits	\$ 588,364.00	\$ 38,406.33	\$ 213,112.94	\$ 375,251.06
30	Operating Expense	\$ 351,188.00	\$ 6,010.97	\$ 119,636.65	\$ 231,551.35
40	Travel & Per Diem	\$ 50,000.00	\$ 6,522.29	\$ 16,718.14	\$ 33,281.86
41	Communication Services	\$ 25,000.00	\$ 2,283.94	\$ 9,998.17	\$ 15,001.83
42	Freight Services	\$ 3,000.00	\$ -	\$ 3,975.51	\$ (975.51)
43	Utility Service	\$ 20,000.00	\$ 867.33	\$ 3,848.41	\$ 16,151.59
44	Rentals & Leases	\$ 50,000.00	\$ 1,386.15	\$ 7,400.41	\$ 42,599.59
45	Insurance	\$ 65,000.00	\$ 3,682.00	\$ 53,521.75	\$ 11,478.25
46	Repairs & Maintenance	\$ 77,710.00	\$ 3,052.23	\$ 20,345.18	\$ 57,364.82
47	Printing and Binding	\$ 2,500.00	\$ 452.88	\$ 881.94	\$ 1,618.06
48	Promotional Activities	\$ 10,000.00	\$ 767.60	\$ 2,008.06	\$ 7,991.94
49	Other Charges	\$ 8,000.00	\$ 1,658.86	\$ 3,954.08	\$ 4,045.92
51	Office Supplies	\$ 20,000.00	\$ 334.38	\$ 6,830.52	\$ 13,169.48
52.1	Gasoline/Oil/Lube	\$ 50,000.00	\$ 2,113.36	\$ 13,513.67	\$ 36,486.33
52.2	Chemicals	\$ 500,000.00	\$ 36,009.60	\$ 146,267.00	\$ 353,733.00
52.3	Protective Clothing	\$ 10,000.00	\$ (151.99)	\$ 1,203.87	\$ 8,796.13
52.4	Misc. Supplies	\$ 90,000.00	\$ 1,854.91	\$ 17,663.92	\$ 72,336.08
52.5	Tools & Implements	\$ 10,000.00	\$ -	\$ 1,374.00	\$ 8,626.00
54	Publications & Dues	\$ 35,000.00	\$ 445.00	\$ 9,648.46	\$ 25,351.54
55	Training	\$ 50,000.00	\$ 2,598.25	\$ 13,653.15	\$ 36,346.85
60	Capital Outlay	\$ 11,536,542.50	\$ 25,321.40	\$ 413,638.19	\$ 11,122,904.31
71	Principal	\$ -	\$ -	\$ -	\$ -
72	Interest	\$ -	\$ -	\$ -	\$ -
81	Aids to Government Agencies	\$ -	\$ -	\$ -	\$ -
83	Other Grants and Aids	\$ -	\$ -	\$ -	\$ -
89	Contingency (Current Year)	\$ 600,000.00	\$ -	\$ -	\$ 600,000.00
99	Payment of Prior Year Accounts	\$ -	\$ -	\$ -	\$ -
TOTAL BUDGET AND CHARGES		\$ 15,427,059.50	\$ 207,829.08	\$ 1,510,375.56	\$ 13,916,683.94
0.001	Reserves - Future Capital Outlay	\$ 1,400,000.00	\$ -	\$ -	\$ 1,400,000.00
0.002	Reserves - Self-Insurance	\$ -	\$ -	\$ -	\$ -
0.003	Reserves - Cash Balance to be Carried Forward	\$ 600,000.00	\$ -	\$ -	\$ 600,000.00
0.004	Reserves - Sick and Annual Leave	\$ 30,000.00	\$ -	\$ -	\$ 30,000.00
TOTAL RESERVES ENDING BALANCE		\$ 2,030,000.00	\$ -	\$ -	\$ 2,030,000.00
TOTAL BUDGETARY EXPENDITURES and BALANCES		\$ 17,457,059.50	\$ 207,829.08	\$ 1,510,375.56	\$ 15,946,683.94
ENDING FUND BALANCE		\$ 540,000.00	\$ (12,108.42)	\$ 4,186,855.97	\$ (3,646,855.97)

By submission of this monthly report of receipts, expenditures, and balances, I attest it is true and correct.

South Walton County Mosquito Control District
Profit & Loss Budget vs. Actual
October 2022 through February 2023

						TOTAL			
	Oct 22	Nov 22	Dec 22	Jan 23	Feb 23	Oct '22 - Feb 23	Budget	\$ Over Budget	% of Budget
Income									
130.005 · Receivable - Insurance	-83.93	0.00	0.00	0.00	0.00	-83.93			
311.000 · AD VALOREM									
311.001 · Prior Year Taxes/Other	133.57	21.10	62.55	6.12	2.04	225.38			
311.000 · AD VALOREM - Other	0.00	1,708,965.18	3,255,655.90	354,298.99	151,764.97	5,470,685.04	6,309,404.81		
Total 311.000 · AD VALOREM	133.57	1,708,986.28	3,255,718.45	354,305.11	151,767.01	5,470,910.42	6,309,404.81	-838,494.39	86.71%
364.000 · Disposition of Fixed Assets	0.00	0.00	32,100.00	45,100.00	0.00	77,200.00	60,000.00	17,200.00	128.67%
369.000 · Other Misc Revenues	41.81	46.62	64.18	45.49	102.63	300.73	1,500.00	-1,199.27	20.05%
380 · Other Sources	0.00	0.00	0.00	858.31	0.00	858.31			
402.001 · Interest income	9,946.60	16,462.60	35,009.34	42,776.44	43,851.02	148,046.00	20,000.00	128,046.00	740.23%
Total Income	10,038.05	1,725,495.50	3,322,891.97	443,085.35	195,720.66	5,697,231.53	6,390,904.81	-693,673.28	89.15%
Gross Profit	10,038.05	1,725,495.50	3,322,891.97	443,085.35	195,720.66	5,697,231.53	6,390,904.81	-693,673.28	89.15%
Expense									
10 · PERSONAL SERVICES									
11 · Commissioner Salaries	1,107.72	738.48	738.48	1,107.72	738.48	4,430.88	14,400.00	-9,969.12	30.77%
12 · Regular Salaries and wages									
16 · Compensated annual leave	2,810.60	2,883.17	2,437.40	8,588.96	5,484.80	22,204.93			
12 · Regular Salaries and wages - Other	72,484.33	77,289.34	78,382.99	105,715.33	67,972.74	401,844.73			
Total 12 · Regular Salaries and wages	75,294.93	80,172.51	80,820.39	114,304.29	73,457.54	424,049.66	1,215,355.00	-791,305.34	34.89%
13 · Other salaries and wages	0.00	0.00	0.00	0.00	0.00	0.00	25,000.00	-25,000.00	
14 · Overtime									
18 · Compensated Compensatory Leave	567.82	60.54	84.75	223.25	17.57	953.93			
14 · Overtime - Other	1,317.77	357.75	71.55	0.00	0.00	1,747.07			
Total 14 · Overtime	1,885.59	418.29	156.30	223.25	17.57	2,701.00	20,000.00	-17,299.00	13.51%
10 · PERSONAL SERVICES - Other	0.00	0.00	0.00	0.00	0.00	0.00			
Total 10 · PERSONAL SERVICES	78,288.24	81,329.28	81,715.17	115,635.26	74,213.59	431,181.54	1,274,755.00	-843,573.46	33.83%
20 · PERSONAL SERVICES BENEFITS									
21 · FICA Taxes	5,827.62	5,986.14	6,010.75	8,488.60	5,432.26	31,745.37	97,518.76	-65,773.39	32.55%
21.3 · Federal Unemployment	87.10	89.67	43.02	620.84	86.66	927.29			
22 · Retirement contributions									
22.2 · FRS paid by District	10,920.50	11,286.23	11,437.82	16,832.67	10,700.74	61,177.96			
22 · Retirement contributions - Other	0.00	0.00	0.00	0.00	0.00	0.00			
Total 22 · Retirement contributions	10,920.50	11,286.23	11,437.82	16,832.67	10,700.74	61,177.96	135,845.27	-74,667.31	45.04%
23 · Life and Health Insurance									
23.1 · AFLAC	50.84	47.94	47.94	-380.01	25.50	-207.79			
23.2 · Walton County Group Medical	15,291.55	18,198.13	19,977.29	17,895.92	18,128.91	89,491.80			
23.3 · Walton County Vision	38.81	36.34	18.62	-28.78	27.48	92.47			
23.35 · Walton County Life (OCHS)	-69.34	76.64	76.82	-173.69	-14.56	-104.13			
23.4 · METLIFE	244.10	326.30	350.10	387.50	328.90	1,636.90			
23.5 · Unum	928.53	1,141.66	1,665.41	1,403.29	1,261.37	6,400.26			
23.55 · Unum Dental	638.41	978.48	846.26	831.80	799.76	4,094.71			
23.7 · Supplement Insurance Program	20.00	20.00	20.00	1,136.00	20.00	1,216.00			
Total 23 · Life and Health Insurance - Other	0.00	0.00	0.00	0.00	0.00	0.00			
Total 23 · Life and Health Insurance	17,142.90	20,825.49	23,002.44	21,072.03	20,577.36	102,620.22	325,000.00	-222,379.78	31.58%
24 · WORKERS COMP	0.00	0.00	3,980.75	0.00	0.00	3,980.75	15,000.00	-11,019.25	26.54%
25 · Unemployment Compensation	0.00	-108.00	0.00	0.00	0.00	-108.00	15,000.00	-15,108.00	-0.72%
26 · Other postemployment benefits									
26.2 · Jose Hernandez	790.52	790.52	3,283.32	790.52	790.52	6,445.40			
26.3 · Geraldine Via	818.79	818.79	818.79	3,048.79	818.79	6,323.95			
Total 26 · Other postemployment benefits	1,609.31	1,609.31	4,102.11	3,839.31	1,609.31	12,769.35			
Total 20 · PERSONAL SERVICES BENEFITS	35,587.43	39,688.84	48,576.89	50,853.45	38,406.33	213,112.94	588,364.03	-375,251.09	36.22%
30 · OPERATING EXPENSES									
30.3 · Kristine Faulk	150.00	300.00	0.00	150.00	150.00	750.00	1,800.00	-1,050.00	41.67%
30.4 · Donna Johns	150.00	0.00	0.00	0.00	145.22	295.22	1,800.00	-1,504.78	16.4%
30.5 · J Doug Liles	150.00	150.00	150.00	150.00	150.00	750.00	1,800.00	-1,050.00	41.67%
31 · Professional Services									
31.1 · Property Appraiser Fees	18,286.91	0.00	0.00	18,286.91	0.00	36,573.82	70,000.00	-33,426.18	52.25%
31.2 · Tax Collector Fees	-47,383.63	34,417.89	65,114.38	7,030.75	3,035.36	62,214.75	126,188.10	-63,973.35	49.3%
31.4 · Medical Services	463.00	0.00	0.00	0.00	136.00	599.00	5,000.00	-4,401.00	11.98%
Total 31 · Professional Services	-28,633.72	34,417.89	65,114.38	25,317.66	3,171.36	99,387.57	201,188.10	-101,800.53	49.4%
31.3 · Legal and Engineering Service									

South Walton County Mosquito Control District
Profit & Loss Budget vs. Actual
October 2022 through February 2023

						TOTAL			
	Oct 22	Nov 22	Dec 22	Jan 23	Feb 23	Oct '22 - Feb 23	Budget	\$ Over Budget	% of Budget
31.6 - Legal Services	0.00	1,187.50	112.50	1,450.00	1,339.57	4,089.57			
31.3 - Legal and Engineering Service - Other	0.00	0.00	0.00	0.00	0.00	0.00			
Total 31.3 - Legal and Engineering Service	0.00	1,187.50	112.50	1,450.00	1,339.57	4,089.57	100,000.00	-95,910.43	4.09%
32 - ACCOUNTING & AUDITING	0.00	0.00	1,500.00	0.00	0.00	1,500.00	25,000.00	-23,500.00	6.0%
34.00 - Other Services									
34.12 - Other services IT Hosting									
34.125 - Cumulus	1,944.00	0.00	0.00	0.00	0.00	1,944.00			
Total 34.12 - Other services IT Hosting	1,944.00	0.00	0.00	0.00	0.00	1,944.00			
34.20 - UNIFIRST	1,574.07	910.48	494.61	463.08	817.35	4,259.59			
34.31 - IFIXCOMPUTERS MONTHLY FEES	1,140.25	1,243.25	1,245.25	1,245.25	0.00	4,874.00			
34.33 - Other Contractual Services	38.47	233.60	633.03	124.90	405.74	1,435.74			
34.00 - Other Services - Other	0.00	0.00	285.00	0.00	0.00	285.00			
Total 34.00 - Other Services	4,696.79	2,387.33	2,657.89	1,833.23	1,223.09	12,798.33	19,600.00	-6,801.67	65.3%
30 - OPERATING EXPENSES - Other	65.96	0.00	0.00	0.00	0.00	65.96			
Total 30 - OPERATING EXPENSES	-23,420.97	38,442.72	69,534.77	28,900.89	6,179.24	119,636.65	351,188.10	-231,551.45	34.07%
40 - TRAVEL & PER DIEM									
40.1 - PER DIEM OR MEALS	0.00	810.00	576.04	813.50	1,230.24	3,429.78	20,000.00	-16,570.22	17.15%
40.2 - INCIDENTAL TRAVEL	0.00	40.00	12.00	0.00	60.00	112.00	1,000.00	-888.00	11.2%
40.3 - PRIVATE VEHICLES	0.00	465.16	566.67	0.00	1,453.02	2,484.85	9,000.00	-6,515.15	27.61%
40.4 - Hotel	1,008.00	2,394.17	407.15	582.35	3,749.03	8,140.70	20,000.00	-11,859.30	40.7%
40.5 - Air Lines	0.00	817.92	910.74	780.15	30.00	2,538.81			
40 - TRAVEL & PER DIEM - Other	0.00	0.00	12.00	0.00	0.00	12.00			
Total 40 - TRAVEL & PER DIEM	1,008.00	4,527.25	2,484.60	2,176.00	6,522.29	16,718.14	50,000.00	-33,281.86	33.44%
41 - COMMUNICATION SERVICES									
41.1 - Cellular Service	0.00	1,093.89	1,325.86	1,291.01	1,263.64	4,974.40			
41.2 - Office Phone & Internet	0.00	973.11	990.53	1,007.26	1,020.30	3,991.20			
41 - COMMUNICATION SERVICES - Other	986.74	45.83	0.00	0.00	0.00	1,032.57			
Total 41 - COMMUNICATION SERVICES	986.74	2,112.83	2,316.39	2,298.27	2,283.94	9,998.17	25,000.00	-15,001.83	39.99%
42 - FREIGHT SERVICES	854.96	181.88	92.36	2,846.31	0.00	3,975.51	3,000.00	975.51	132.52%
43 - UTILITY SERVICES									
43.02 - Water/Sewer	0.00	65.61	0.00	180.38	196.76	442.75			
43.03 - Electrical	651.81	649.37	389.14	667.97	576.37	2,934.66			
43.04 - GARBAGE SOLID WASTE SERVICES	94.20	94.20	94.20	94.20	94.20	471.00			
43 - UTILITY SERVICES - Other	0.00	0.00	0.00	0.00	0.00	0.00			
Total 43 - UTILITY SERVICES	746.01	809.18	483.34	942.55	867.33	3,848.41	20,000.00	-16,151.59	19.24%
44 - RENTALS & LEASES	1,359.48	1,477.81	1,790.82	1,386.15	1,386.15	7,400.41	50,000.00	-42,599.59	14.8%
45 - INSURANCE									
45.3 - FLOOD INSURANCE	0.00	0.00	0.00	0.00	3,682.00	3,682.00			
45.6 - General liability	0.00	0.00	0.00	46,264.00	0.00	46,264.00			
45 - INSURANCE - Other	3,575.75	0.00	0.00	0.00	0.00	3,575.75			
Total 45 - INSURANCE	3,575.75	0.00	0.00	46,264.00	3,682.00	53,521.75	65,000.00	-11,478.25	82.34%
46 - REPAIR & MAINTENANCE SERVICES									
46.11 - Maint Bldg/Ground by others	0.00	0.00	0.00	0.00	0.00	0.00	10,000.00	-10,000.00	0.0%
46.2 - Maintenance of Automotive Equip	0.00	0.00	0.00	575.57	0.00	575.57	3,000.00	-2,424.43	19.19%
46.3 - Maintenance of Equipment Office									
46.31 - Software Maintenance Office Eq	1,378.99	1,856.12	202.99	5,578.99	2,310.39	11,327.48	31,000.00	-19,672.52	36.54%
46.33 - IFIX COMPUTERS	1,032.97	503.93	0.00	429.75	725.79	2,692.44			
46.3 - Maintenance of Equipment Office - Other	0.00	0.00	0.00	1,245.25	0.00	1,245.25	2,000.00	-754.75	62.26%
Total 46.3 - Maintenance of Equipment Office	2,411.96	2,360.05	202.99	7,253.99	3,036.18	15,265.17	33,000.00	-17,734.83	46.26%
46.4 - Maint Other Equipment by others	0.00	0.00	322.52	0.00	0.00	322.52	5,450.00	-5,127.48	5.92%
46.5 - Maint of Build & Grounds by Dis	0.00	27.73	36.22	1,162.30	10.98	1,237.23	10,000.00	-8,762.77	12.37%
46.6 - Maint of equipment by Dstrict	896.63	844.22	0.00	1,198.77	0.00	2,939.62	16,260.00	-13,320.38	18.08%
46.61 - Maintenance material	0.00	0.00	0.00	0.00	5.07	5.07			
Total 46 - REPAIR & MAINTENANCE SERVICES	3,308.59	3,232.00	561.73	10,190.63	3,052.23	20,345.18	77,710.00	-57,364.82	26.18%
47 - PRINTING & BINDING	0.00	229.06	200.00	0.00	452.88	881.94	2,500.00	-1,618.06	35.28%
48 - PROMOTIONAL ACTIVITIES	962.00	168.46	25.00	85.00	767.60	2,008.06	10,000.00	-7,991.94	20.08%
49 - OTHER CURRENT CHARGES									
49.1 - Other Government Agencies	530.28	192.00	0.00	0.00	32.95	755.23			
49.2 - advertising required by law	618.65	195.25	5.50	515.74	1,593.31	2,928.45			
49 - OTHER CURRENT CHARGES - Other	51.80	103.60	37.00	45.40	32.60	270.40			
Total 49 - OTHER CURRENT CHARGES	1,200.73	490.85	42.50	561.14	1,658.86	3,954.08	8,000.00	-4,045.92	49.43%

QuickBooks
Annual
Software
Fee.

South Walton County Mosquito Control District
Profit & Loss Budget vs. Actual
October 2022 through February 2023

	TOTAL					Oct '22 - Feb 23	Budget	\$ Over Budget	% of Budget
	Oct 22	Nov 22	Dec 22	Jan 23	Feb 23				
50 · SUPPLIES/MATERIALS									
50.1 · Culligan	56.90	48.50	56.90	48.50	49.72	260.52			
50.3 · Employee Committee	336.97	173.31	3,393.00	126.16	75.29	4,104.73			
51 · Office Supplies	555.71	628.36	890.57	132.54	258.09	2,465.27			
Total 50 · SUPPLIES/MATERIALS	949.58	850.17	4,340.47	307.20	383.10	6,830.52	20,000.00	-13,169.48	34.15%
52 · Operating Supplies									
52.1 · Gasoline Oil Lubricant									
52.11 · Gasoline	2,276.94	3,123.08	1,008.33	2,049.62	1,064.90	9,522.87			
52.12 · Diesel	27.31	2,064.19	0.00	850.84	866.36	3,808.70			
52.1 · Gasoline Oil Lubricant - Other	182.10	0.00	0.00	0.00	0.00	182.10			
Total 52.1 · Gasoline Oil Lubricant	2,486.35	5,187.27	1,008.33	2,900.46	1,931.26	13,513.67	50,000.00	-36,486.33	27.03%
52.2 · Chemicals Solvents Additives									
52.20 · VECTOLEX FG	14,630.00	14,630.00	14,630.00	0.00	0.00	43,890.00			
52.202 · Fyfanon	19,001.00	0.00	0.00	0.00	0.00	19,001.00			
52.21 · Natular XRT Tablet	8,606.40	0.00	0.00	0.00	0.00	8,606.40			
52.23 · NatularG30 Clarke	0.00	0.00	0.00	38,760.00	0.00	38,760.00			
52.26 · Altosid XR Slim	0.00	0.00	0.00	0.00	36,009.60	36,009.60			
52.2 · Chemicals Solvents Additives - Other	0.00	0.00	0.00	0.00	0.00	0.00			
Total 52.2 · Chemicals Solvents Additives	42,237.40	14,630.00	14,630.00	38,760.00	36,009.60	146,267.00	500,000.00	-353,733.00	29.25%
52.3 · Clothing and Wearing Apparel									
52.32 · Boots	583.41	78.78	164.95	0.00	-151.99	675.15			
52.3 · Clothing and Wearing Apparel - Other	429.80	55.98	42.94	0.00	0.00	528.72			
Total 52.3 · Clothing and Wearing Apparel	1,013.21	134.76	207.89	0.00	-151.99	1,203.87	10,000.00	-8,796.13	12.04%
52.4 · Misc Supplies & Incidentals									
52.411 · UAS - Drone Supplies	269.50	574.99	26.00	0.00	0.00	870.49			
52.42 · Mosquito	269.16	0.00	45.97	171.46	97.78	584.37			
52.43 · DITCHES	0.00	0.00	0.00	1,096.34	177.20	1,273.54			
52.44 · Safety	155.63	1,497.96	-1,677.54	0.00	12.47	-11.48			
52.45 · Shop	121.28	459.16	294.71	223.65	346.90	1,445.70			
52.47 · Chickens	123.92	89.75	203.71	617.16	0.00	1,034.54			
52.48 · Lab	5,685.00	0.00	58.56	0.00	572.56	6,316.12			
52.49 · Fish	0.00	0.00	0.00	1,791.26	830.10	2,621.36			
52.4 · Misc Supplies & Incidentals - Other	714.00	0.00	2,737.26	78.02	0.00	3,529.28			
Total 52.4 · Misc Supplies & Incidentals	7,338.49	2,621.86	1,688.67	3,977.89	2,037.01	17,663.92	90,000.00	-72,336.08	19.63%
52.5 · Tool and small implements	0.00	1,175.00	0.00	199.00	0.00	1,374.00	10,000.00	-8,626.00	13.74%
Total 52 · Operating Supplies	53,075.45	23,748.89	17,534.89	45,837.35	39,825.88	180,022.46	660,000.00	-479,977.54	27.28%
54 · BOOKS, DUES & SUBSCRIPTIONS	404.82	470.65	242.99	8,085.00	445.00	9,648.46	35,000.00	-25,351.54	27.57%
55 · TRAINING									
55.1 · Conferences	2,475.00	0.00	90.00	485.00	375.00	3,425.00			
55.2 · Classroom Education	0.00	0.00	2,370.00	4,934.90	2,208.25	9,513.15			
55 · TRAINING - Other	100.00	0.00	420.00	180.00	15.00	715.00			
Total 55 · TRAINING	2,575.00	0.00	2,880.00	5,599.90	2,598.25	13,653.15	50,000.00	-36,346.85	27.31%
60 · CAPITAL OUTLAY									
60.1 · DAG	3,500.00	0.00	0.00	0.00	14,857.80	18,357.80			
60 · CAPITAL OUTLAY - Other	160,318.43	153,989.00	2,106.00	68,403.36	10,463.60	395,280.39			
Total 60 · CAPITAL OUTLAY	163,818.43	153,989.00	2,106.00	68,403.36	25,321.40	413,638.19	9,463,500.00	-9,049,861.81	4.37%
66900 · Reconciliation Discrepancies	168.27	0.00	0.00	0.00	0.00	168.27			
89 · CONTINGENCY	0.00	0.00	0.00	0.00	0.00	0.00	600,000.00	-600,000.00	0.0%
Total Expense	325,448.51	351,748.87	234,927.92	390,372.46	208,046.07	1,510,543.83	13,354,017.13	-11,843,473.30	11.31%
Net Income	-316,410.46	1,373,746.63	3,087,964.06	52,712.89	-12,326.41	4,186,687.70	-6,963,112.32	11,149,800.02	-60.13%

This month product purchase preparation for storm drain treatment.

Capital Purchase of Bush Hog mower.

South Walton County Mosquito Control District Profit & Loss Prev Year Comparison October 2022 through February 2023

	Oct '22 - Feb 23	Oct '21 - Feb 22	\$ Change	% Change
Income				
130.005 · Receivable - Insurance	-83.93	0.00	-83.93	-100.0%
311.000 · AD VALOREM				
311.001 · Prior Year Taxes/Other	225.38	10,915.14	-10,689.76	-97.94%
311.000 · AD VALOREM - Other	5,470,685.04	4,812,021.68	658,663.36	13.69%
Total 311.000 · AD VALOREM	5,470,910.42	4,822,936.82	647,973.60	13.44%
364.000 · Disposition of Fixed Assets	77,200.00	80,500.00	-3,300.00	-4.1%
369.000 · Other Misc Revenues	300.73	518.87	-218.14	-42.04%
380 · Other Sources	858.31	0.00	858.31	100.0%
402.001 · Interest income	148,046.00	2,809.13	145,236.87	5,170.17%
Total Income	5,697,231.53	4,906,764.82	790,466.71	16.11%
Gross Profit	5,697,231.53	4,906,764.82	790,466.71	16.11%
Expense				
10 · PERSONAL SERVICES				
11 · Commissioner Salaries	4,430.88	5,538.60	-1,107.72	-20.0%
12 · Regular Salaries and wages				
16 · Compensated annual leave	22,204.93	22,533.57	-328.64	-1.46%
12 · Regular Salaries and wages - Other	401,844.73	285,626.18	116,218.55	40.69%
Total 12 · Regular Salaries and wages	424,049.66	308,159.75	115,889.91	37.61%
14 · Overtime				
18 · Compensated Compensatory Leave	953.93	3,338.88	-2,384.95	-71.43%
14 · Overtime - Other	1,747.07	467.63	1,279.44	273.6%
Total 14 · Overtime	2,701.00	3,806.51	-1,105.51	-29.04%
10 · PERSONAL SERVICES - Other	0.00	0.00	0.00	0.0%
Total 10 · PERSONAL SERVICES	431,181.54	317,504.86	113,676.68	35.8%
20 · PERSONAL SERVICES BENEFITS				
21 · FICA Taxes	31,745.37	23,514.27	8,231.10	35.01%
21.3 · Federal Unemployment	927.29	1,210.03	-282.74	-23.37%
22 · Retirement contributions				
22.2 · FRS paid by District	61,177.96	40,476.13	20,701.83	51.15%
Total 22 · Retirement contributions	61,177.96	40,476.13	20,701.83	51.15%

Due to interest rate hikes.

South Walton County Mosquito Control District
Profit & Loss Prev Year Comparison
October 2022 through February 2023

	<u>Oct '22 - Feb 23</u>	<u>Oct '21 - Feb 22</u>	<u>\$ Change</u>	<u>% Change</u>
23 · Life and Health Insurance				
23.1 · AFLAC	-207.79	605.34	-813.13	-134.33%
23.2 · Walton County Group Medical	89,491.80	89,543.51	-51.71	-0.06%
23.3 · Walton County Vision	92.47	189.26	-96.79	-51.14%
23.35 · Walton County Life (OCHS)	-104.13	-146.98	42.85	29.15%
23.4 · METLIFE	1,636.90	1,342.90	294.00	21.89%
23.5 · Unum	6,400.26	5,559.33	840.93	15.13%
23.55 · Unum Dental	4,094.71	2,796.61	1,298.10	46.42%
23.6 · Guardian	0.00	0.00	0.00	0.0%
23.7 · Supplement Insurance Program	1,216.00	1,234.00	-18.00	-1.46%
Total 23 · Life and Health Insurance	<u>102,620.22</u>	<u>101,123.97</u>	<u>1,496.25</u>	<u>1.48%</u>
24 · WORKERS COMP	3,980.75	6,228.50	-2,247.75	-36.09%
25 · Unemployment Compensation	-108.00	-1,472.35	1,364.35	92.67%
26 · Other postemployment benefits				
26.2 · Jose Hernandez	6,445.40	8,938.20	-2,492.80	-27.89%
26.3 · Geraldine Via	6,323.95	6,323.95	0.00	0.0%
Total 26 · Other postemployment benefits	<u>12,769.35</u>	<u>15,262.15</u>	<u>-2,492.80</u>	<u>-16.33%</u>
Total 20 · PERSONAL SERVICES BENEFITS	213,112.94	186,342.70	26,770.24	14.37%
30 · OPERATING EXPENSES				
30.3 · Kristine Faulk	750.00	750.00	0.00	0.0%
30.4 · Donna Johns	295.22	750.00	-454.78	-60.64%
30.5 · J Doug Liles	750.00	750.00	0.00	0.0%
31 · Professional Services				
31.1 · Property Appraiser Fees	36,573.82	32,998.30	3,575.52	10.84%
31.2 · Tax Collector Fees	62,214.75	95,833.26	-33,618.51	-35.08%
31.4 · Medical Services	599.00	501.00	98.00	19.56%
31 · Professional Services - Other	0.00	261.79	-261.79	-100.0%
Total 31 · Professional Services	<u>99,387.57</u>	<u>129,594.35</u>	<u>-30,206.78</u>	<u>-23.31%</u>
31.3 · Legal and Engineering Service				
31.5 · Hydro Engineering Services	0.00	15,160.00	-15,160.00	-100.0%
31.6 · Legal Services	4,089.57	13,238.80	-9,149.23	-69.11%
31.3 · Legal and Engineering Service - Other	0.00	-3,626.00	3,626.00	100.0%
Total 31.3 · Legal and Engineering Service	<u>4,089.57</u>	<u>24,772.80</u>	<u>-20,683.23</u>	<u>-83.49%</u>

South Walton County Mosquito Control District Profit & Loss Prev Year Comparison October 2022 through February 2023

	Oct '22 - Feb 23	Oct '21 - Feb 22	\$ Change	% Change
32 · ACCOUNTING & AUDITING	1,500.00	8.70	1,491.30	17,141.38%
34.00 · Other Services				
34.12 · Other services IT Hosting				
34.125 · Cumulus	1,944.00	1,811.48	132.52	7.32%
34.12 · Other services IT Hosting - Other	0.00	537.34	-537.34	-100.0%
Total 34.12 · Other services IT Hosting	1,944.00	2,348.82	-404.82	-17.24%
34.20 · UNIFIRST	4,259.59	2,129.29	2,130.30	100.05%
34.31 · IFIXCOMPUTERS MONTHLY FEES	4,874.00	4,101.00	773.00	18.85%
34.33 · Other Contractual Services	1,435.74	279.29	1,156.45	414.07%
34.00 · Other Services - Other	285.00	585.00	-300.00	-51.28%
Total 34.00 · Other Services	12,798.33	9,443.40	3,354.93	35.53%
30 · OPERATING EXPENSES - Other	65.96	0.00	65.96	100.0%
Total 30 · OPERATING EXPENSES	119,636.65	166,069.25	-46,432.60	-27.96%
40 · TRAVEL & PER DIEM				
40.1 · PER DIEM OR MEALS	3,429.78	4,621.49	-1,191.71	-25.79%
40.2 · INCIDENTAL TRAVEL	112.00	496.14	-384.14	-77.43%
40.3 · PRIVIATE VEHICLES	2,484.85	4,944.08	-2,459.23	-49.74%
40.4 · Hotel	8,140.70	11,405.08	-3,264.38	-28.62%
40.5 · Air Lines	2,538.81	817.32	1,721.49	210.63%
40 · TRAVEL & PER DIEM - Other	12.00	66.65	-54.65	-82.0%
Total 40 · TRAVEL & PER DIEM	16,718.14	22,350.76	-5,632.62	-25.2%
41 · COMMUNICATION SERVICES				
41.1 · Cellular Service	4,974.40	4,589.04	385.36	8.4%
41.2 · Office Phone & Internet	3,991.20	4,168.10	-176.90	-4.24%
41 · COMMUNICATION SERVICES - Other	1,032.57	0.00	1,032.57	100.0%
Total 41 · COMMUNICATION SERVICES	9,998.17	8,757.14	1,241.03	14.17%
42 · FREIGHT SERVICES	3,975.51	848.92	3,126.59	368.3%
43 · UTILITY SERVICES				
43.02 · Water/Sewer	442.75	706.27	-263.52	-37.31%
43.03 · Electrical	2,934.66	2,597.75	336.91	12.97%
43.04 · GARBAGE SOLID WASTE SERVICES	471.00	637.90	-166.90	-26.16%
Total 43 · UTILITY SERVICES	3,848.41	3,941.92	-93.51	-2.37%
44 · RENTALS & LEASES	7,400.41	601.65	6,798.76	1,130.02%

Addition of Streamline website mgmt \$300 p/month.

South Walton County Mosquito Control District Profit & Loss Prev Year Comparison October 2022 through February 2023

	Oct '22 - Feb 23	Oct '21 - Feb 22	\$ Change	% Change
45 · INSURANCE				
45.3 · FLOOD INSURANCE	3,682.00	0.00	3,682.00	100.0%
45.6 · General liability	46,264.00	35,379.00	10,885.00	30.77%
45 · INSURANCE - Other	3,575.75	0.00	3,575.75	100.0%
Total 45 · INSURANCE	53,521.75	35,379.00	18,142.75	51.28%
46 · REPAIR & MAINTENANCE SERVICES				
46.11 · Maint Bldg/Ground by others	0.00	1,112.00	-1,112.00	-100.0%
46.2 · Maintenance of Automotive Equip	575.57	0.00	575.57	100.0%
46.3 · Maintenance of Equipment Office				
46.31 · Software Maintenance Office Eq	11,327.48	10,917.39	410.09	3.76%
46.33 · IFIX COMPUTERS	2,692.44	1,514.24	1,178.20	77.81%
46.3 · Maintenance of Equipment Office - Other	1,245.25	2,268.25	-1,023.00	-45.1%
Total 46.3 · Maintenance of Equipment Office	15,265.17	14,699.88	565.29	3.85%
46.4 · Maint Other Equipment by others	322.52	0.00	322.52	100.0%
46.5 · Maint of Build & Grounds by Dis	1,237.23	539.12	698.11	129.49%
46.6 · Maint of equipment by District	2,939.62	2,779.51	160.11	5.76%
46.61 · Maintenance material	5.07	0.00	5.07	100.0%
Total 46 · REPAIR & MAINTENANCE SERVICES	20,345.18	19,130.51	1,214.67	6.35%
47 · PRINTING & BINDING	881.94	293.93	588.01	200.05%
48 · PROMOTIONAL ACTIVITIES	2,008.06	0.00	2,008.06	100.0%
49 · OTHER CURRENT CHARGES				
49.1 · Other Government Agencies	755.23	675.00	80.23	11.89%
49.2 · advertising required by law	2,928.45	915.11	2,013.34	220.01%
49 · OTHER CURRENT CHARGES - Other	270.40	157.50	112.90	71.68%
Total 49 · OTHER CURRENT CHARGES	3,954.08	1,747.61	2,206.47	126.26%
50 · SUPPLIES/MATERIALS				
50.1 · Culligan	260.52	227.00	33.52	14.77%
50.3 · Employee Committee	4,104.73	1,579.33	2,525.40	159.9%
51 · Office Supplies	2,465.27	3,153.86	-688.59	-21.83%
Total 50 · SUPPLIES/MATERIALS	6,830.52	4,960.19	1,870.33	37.71%
52 · Operating Supplies				

Maintenance on facility due to cold & broken water

Promotional for FASD display & promotional items.

Additional position postings on Indeed & social media.

South Walton County Mosquito Control District
Profit & Loss Prev Year Comparison
October 2022 through February 2023

	<u>Oct '22 - Feb 23</u>	<u>Oct '21 - Feb 22</u>	<u>\$ Change</u>	<u>% Change</u>
52.1 · Gasoline Oil Lubricant				
52.11 · Gasoline	9,522.87	7,605.06	1,917.81	25.22%
52.12 · Diesel	3,808.70	2,301.10	1,507.60	65.52%
52.1 · Gasoline Oil Lubricant - Other	182.10	0.00	182.10	100.0%
Total 52.1 · Gasoline Oil Lubricant	13,513.67	9,906.16	3,607.51	36.42%
52.2 · Chemicals Solvents Additives				
52.20 · VECTOLEX FG	43,890.00	0.00	43,890.00	100.0%
52.202 · Fyfanon	19,001.00	16,421.00	2,580.00	15.71%
52.21 · Natular XRT Tablet	8,606.40	0.00	8,606.40	100.0%
52.22 · VLX VCTOLEX WDG	0.00	4,486.07	-4,486.07	-100.0%
52.23 · NatularG30 Clarke	38,760.00	0.00	38,760.00	100.0%
52.25 · Fourstar BTI CRG 35 lb	0.00	16,200.45	-16,200.45	-100.0%
52.26 · Altosid XR Slim	36,009.60	0.00	36,009.60	100.0%
Total 52.2 · Chemicals Solvents Additives	146,267.00	37,107.52	109,159.48	294.17%
52.3 · Clothing and Wearing Apparel				
52.32 · Boots	675.15	931.45	-256.30	-27.52%
52.33 · Misc. clothing	0.00	20.71	-20.71	-100.0%
52.3 · Clothing and Wearing Apparel - Other	528.72	0.00	528.72	100.0%
Total 52.3 · Clothing and Wearing Apparel	1,203.87	952.16	251.71	26.44%
52.4 · Misc Supplies & Incidentals				
52.411 · UAS - Drone Supplies	870.49	0.00	870.49	100.0%
52.42 · Mosquito	584.37	288.22	296.15	102.75%
52.43 · DITCHES	1,273.54	0.00	1,273.54	100.0%
52.44 · Safety				
52.441 · COVID	0.00	265.92	-265.92	-100.0%
52.44 · Safety - Other	-11.48	857.42	-868.90	-101.34%
Total 52.44 · Safety	-11.48	1,123.34	-1,134.82	-101.02%
52.45 · Shop	1,445.70	1,821.82	-376.12	-20.65%
52.47 · Chickens	1,034.54	1,954.48	-919.94	-47.07%
52.48 · Lab	6,316.12	7,599.46	-1,283.34	-16.89%
52.49 · Fish	2,621.36	121.29	2,500.07	2,061.23%
52.4 · Misc Supplies & Incidentals - Other	3,529.28	747.72	2,781.56	372.01%
Total 52.4 · Misc Supplies & Incidentals	17,663.92	13,656.33	4,007.59	29.35%

New fish pond.

South Walton County Mosquito Control District
Profit & Loss Prev Year Comparison
October 2022 through February 2023

	<u>Oct '22 - Feb 23</u>	<u>Oct '21 - Feb 22</u>	<u>\$ Change</u>	<u>% Change</u>
52.5 · Tool and small implements	1,374.00	4,272.54	-2,898.54	-67.84%
Total 52 · Operating Supplies	180,022.46	65,894.71	114,127.75	173.2%
54 · BOOKS, DUES & SUBSCRIPTIONS	9,648.46	11,156.32	-1,507.86	-13.52%
55 · TRAINING				
55.1 · Conferences	3,425.00	6,778.69	-3,353.69	-49.47%
55.2 · Classroom Education	9,513.15	8,372.88	1,140.27	13.62%
55 · TRAINING - Other	715.00	0.00	715.00	100.0%
Total 55 · TRAINING	13,653.15	15,151.57	-1,498.42	-9.89%
60 · CAPITAL OUTLAY				
60.1 · DAG	18,357.80	19,906.25	-1,548.45	-7.78%
60 · CAPITAL OUTLAY - Other	395,280.39	629,568.74	-234,288.35	-37.21%
Total 60 · CAPITAL OUTLAY	413,638.19	649,474.99	-235,836.80	-36.31%
66900 · Reconciliation Discrepancies	168.27	0.00	168.27	100.0%
Total Expense	1,510,543.83	1,509,606.03	937.80	0.06%
Net Income	<u>4,186,687.70</u>	<u>3,397,158.79</u>	<u>789,528.91</u>	<u>23.24%</u>

South Walton County Mosquito Control District

3/11/2023 12:40 PM

Register: 102.001 · Trustmark Checking

From 02/01/2023 through 02/28/2023

Sorted by: Date, Type, Number/Ref

Date	Number	Payee	Account	Memo	Payment	C	Deposit	Balance
02/01/2023	ACH	METLIFE	20 · PERSONAL SER...	tm055620000001	338.90	X		5,950,057.45
02/01/2023	ACH	UNUM	-split-	0298361-001	2,154.13	X		5,947,903.32
02/01/2023	7204	DEFUNIAK HERALD	202.000 · Accounts Pa...		7.00			5,947,896.32
02/01/2023	7205	TARGET SPECIAL...	202.000 · Accounts Pa...	205074	36,009.60			5,911,886.72
02/01/2023	7206	Tech Planet	202.000 · Accounts Pa...		121.12			5,911,765.60
02/01/2023	7207	UNIFIRST	202.000 · Accounts Pa...	331036	468.99			5,911,296.61
02/01/2023	7208	Walton Area Chamb...	202.000 · Accounts Pa...		445.00			5,910,851.61
02/01/2023	7209	WRIGHT NATION...	202.000 · Accounts Pa...		3,682.00			5,907,169.61
02/01/2023	7210	XEROX CORPOPR...	202.000 · Accounts Pa...		72.05			5,907,097.56
02/03/2023	ACH	Lumen	41 · COMMUNICATI...	311800522	1,020.30	X		5,906,077.26
02/03/2023	ACH	AFLAC	20 · PERSONAL SER...		1,101.12	X		5,904,976.14
02/03/2023	ACH	FL DOR	208.000 · Payroll Liabi...		301.85	X		5,904,674.29
02/06/2023			102.002 · Trustmark S...	Funds Transfer		X	350,000.00	6,254,674.29
02/07/2023	ACH	Jack Doug Liles	30 · OPERATING EX...	FEB 2023	150.00	X		6,254,524.29
02/07/2023	ACH	Kristine A Faulk	30 · OPERATING EX...	FEB 2023	150.00	X		6,254,374.29
02/07/2023	ACH	Trustmark Credit Card	204.000 · Trustmark C...	Confernece #1...	13,197.85	X		6,241,176.44
02/08/2023	7199	HAND ARENDALL...	202.000 · Accounts Pa...		1,339.57	X		6,239,836.87
02/08/2023	7200	Tech Planet	202.000 · Accounts Pa...		1,245.25	X		6,238,591.62
02/08/2023	7201	FASD	202.000 · Accounts Pa...	Darrin Dunwald	125.00	X		6,238,466.62
02/09/2023			-split-	Deposit		X	232.50	6,238,699.12
02/09/2023	7202	FASD	202.000 · Accounts Pa...		250.00	X		6,238,449.12
02/10/2023	ACH	Amy L Anguiano	40 · TRAVEL & PER ...	DODD FInal P...	12.00	X		6,238,437.12
02/10/2023	ACH	Cammie L Henderson	-split-		552.88	X		6,237,884.24
02/10/2023	ACH	Zachary B Donovan	40 · TRAVEL & PER ...	Final DODD	12.00	X		6,237,872.24
02/10/2023	ACH	David C Towery	40 · TRAVEL & PER ...	Final Dodd	28.00	X		6,237,844.24
02/10/2023	ACH	Dylan T Sharbutt	40 · TRAVEL & PER ...	Final Dodd	12.00	X		6,237,832.24
02/10/2023	ACH	Teahna R Ratliff	40 · TRAVEL & PER ...	FMCA DODD ...	12.00	X		6,237,820.24
02/10/2023	ACH	Richard R Mitchell	-split-		428.88	X		6,237,391.36
02/10/2023	ACH	Timothy R Yandell	-split-		292.00	X		6,237,099.36
02/10/2023	ACH	Darrin E Dunwald	-split-		498.88	X		6,236,600.48
02/13/2023	ACH	AT&T	41 · COMMUNICATI...	Inv# 28731977...	1,263.64	X		6,235,336.84
02/13/2023	E-pay	United States Treasury	-split-	59-1089665 Q...	8,206.14	X		6,227,130.70
02/13/2023		Arnold Joe Deel	-split-		134.02	X		6,226,996.68
02/13/2023		Richard R Mitchell	-split-		134.02	X		6,226,862.66
02/14/2023	ACH	NATIONWIDE	235.900 · Net pension l...		100.00	X		6,226,762.66
02/14/2023		Amy L Anguiano	-split-		1,445.08	X		6,225,317.58
02/14/2023		Arnold Joe Deel	-split-		1,833.11	X		6,223,484.47
02/14/2023		Bernadette K Canut	-split-		1,555.07	X		6,221,929.40
02/14/2023		Cameron L Williams	-split-		1,604.85	X		6,220,324.55
02/14/2023		David C Towery	-split-		1,593.17	X		6,218,731.38

South Walton County Mosquito Control District

3/11/2023 12:40 PM

Register: 102.001 · Trustmark Checking

From 02/01/2023 through 02/28/2023

Sorted by: Date, Type, Number/Ref

Date	Number	Payee	Account	Memo	Payment	C	Deposit	Balance
02/14/2023		Dylan T Sharbutt	-split-		1,240.32	X		6,217,491.06
02/14/2023		Kenneth G Hobbs	-split-		1,629.61	X		6,215,861.45
02/14/2023		Norman E Pruett	-split-		1,647.42	X		6,214,214.03
02/14/2023		Teahna R Ratliff	-split-		1,913.11	X		6,212,300.92
02/14/2023		Thomas K Hilaman	-split-		1,382.76	X		6,210,918.16
02/14/2023		Timothy R Yandell	-split-		1,834.37	X		6,209,083.79
02/14/2023		Zachary B Donovan	-split-		1,103.22	X		6,207,980.57
02/14/2023		Cammie L Henderson	-split-		2,268.80	X		6,205,711.77
02/14/2023		Darrin E Dunwald	-split-		2,863.97	X		6,202,847.80
02/14/2023		Gerald D Williams	-split-		1,866.93	X		6,200,980.87
02/14/2023		Jack Doug Liles	-split-		164.95	X		6,200,815.92
02/14/2023		Kristine A Faulk	-split-		164.95	X		6,200,650.97
02/14/2023		Richard R Mitchell	-split-		1,888.42	X		6,198,762.55
02/14/2023		Thomas E Mahn	-split-		169.71	X		6,198,592.84
02/15/2023	ACH	WASTE MANAGE...	43 · UTILITY SERVI...		94.20	X		6,198,498.64
02/16/2023		MBDV	202.000 · Accounts Pa...	QuickBooks ge...		X		6,198,498.64
02/16/2023		MBDV	202.000 · Accounts Pa...	QuickBooks ge...		X		6,198,498.64
02/16/2023	7203	Fl Hwy Safety and M...	202.000 · Accounts Pa...		8.00	X		6,198,490.64
02/17/2023			-split-	Deposit		X	556.41	6,199,047.05
02/17/2023	ACH	FL DOR	208.000 · Payroll Liabi...		301.85	X		6,198,745.20
02/17/2023			102.003 · Trustmark W...	Funds Transfer	4,000,000.00	X		2,198,745.20
02/22/2023	ACH	Jack Doug Liles	-split-		522.48	X		2,198,222.72
02/22/2023	ACH	Kristine A Faulk	-split-		465.02	X		2,197,757.70
02/23/2023	7214	BEARD	202.000 · Accounts Pa...	88002-26803	10,463.60			2,187,294.10
02/24/2023	ACH	CHELCO	43 · UTILITY SERVI...	700109304	576.37	X		2,186,717.73
02/27/2023	ACH	Teahna R Ratliff	40 · TRAVEL & PER ...	Advance on me...	270.00	X		2,186,447.73
02/27/2023	E-pay	United States Treasury	-split-	59-1089665 Q...	8,178.38			2,178,269.35
02/28/2023			55 · TRAINING:55.2 · ...	Deposit		X	260.00	2,178,529.35
02/28/2023			402.001 · Interest inco...	Interest		X	8,691.72	2,187,221.07
02/28/2023			49 · OTHER CURREN...	Service Charge	32.60	X		2,187,188.47
02/28/2023	ACH	NATIONWIDE	235.900 · Net pension l...		100.00	X		2,187,088.47
02/28/2023	ACH	FRS Employee FLD...	-split-		12,916.29	X		2,174,172.18
02/28/2023	ACH	RETIF	202.000 · Accounts Pa...		1,797.44			2,172,374.74
02/28/2023	7212	WALTON COUNT...	202.000 · Accounts Pa...		22,388.38			2,149,986.36
02/28/2023		Amy L Anguiano	-split-		1,435.73	X		2,148,550.63
02/28/2023		Arnold Joe Deel	-split-		1,833.10	X		2,146,717.53
02/28/2023		Bernadette K Canut	-split-		1,555.07	X		2,145,162.46
02/28/2023		Cameron L Williams	-split-		1,604.83	X		2,143,557.63
02/28/2023		David C Towery	-split-		1,656.66	X		2,141,900.97
02/28/2023		Dylan T Sharbutt	-split-		1,231.95	X		2,140,669.02

South Walton County Mosquito Control District

3/11/2023 12:40 PM

Register: 102.001 · Trustmark Checking

From 02/01/2023 through 02/28/2023

Sorted by: Date, Type, Number/Ref

Date	Number	Payee	Account	Memo	Payment	C	Deposit	Balance
02/28/2023		Kenneth G Hobbs	-split-		1,629.61	X		2,139,039.41
02/28/2023		Norman E Pruett	-split-		1,647.42	X		2,137,391.99
02/28/2023		Teahna R Ratliff	-split-		1,923.64	X		2,135,468.35
02/28/2023		Thomas E Mahn	-split-		164.39	X		2,135,303.96
02/28/2023		Thomas K Hilaman	-split-		1,382.76	X		2,133,921.20
02/28/2023		Timothy R Yandell	-split-		1,834.39	X		2,132,086.81
02/28/2023		Zachary B Donovan	-split-		1,103.22	X		2,130,983.59
02/28/2023		Cammie L Henderson	-split-		2,268.80	X		2,128,714.79
02/28/2023		Darrin E Dunwald	-split-		2,863.98	X		2,125,850.81
02/28/2023		Gerald D Williams	-split-		1,866.93	X		2,123,983.88
02/28/2023		Jack Doug Liles	-split-		164.97	X		2,123,818.91
02/28/2023		Kristine A Faulk	-split-		164.97	X		2,123,653.94
02/28/2023		Richard R Mitchell	-split-		1,888.42	X		2,121,765.52

South Walton County Mosquito Control District

3/11/2023 12:41 PM

Register: 102.002 · Trustmark Savings

From 02/01/2023 through 02/28/2023

Sorted by: Date, Type, Number/Ref

Date	Number	Payee	Account	Memo	Payment	C	Deposit	Balance
02/06/2023			102.001 · Trustmark C...	Funds Transfer	350,000.00	X		18,175.92
02/27/2023			-split-	Deposit		X	2.00	18,177.92
02/27/2023			-split-	Deposit		X	148,729.65	166,907.57

South Walton County Mosquito Control District

3/11/2023 12:42 PM

Register: 102.003 · Trustmark Wealth Account

From 01/01/2023 through 03/11/2023

Sorted by: Date, Type, Number/Ref

Date	Number	Payee	Account	Memo	Payment	C	Deposit	Balance
02/17/2023			102.001 · Trustmark C...	Funds Transfer			4,000,000.00	4,000,000.00

South Walton County Mosquito Control District

3/11/2023 12:42 PM

Register: 102.008 · FL FIT

From 02/01/2023 through 02/28/2023

Sorted by: Date, Type, Number/Ref

Date	Number	Payee	Account	Memo	Payment	C	Deposit	Balance
02/28/2023			402.001 · Interest inco...	Interest		X	27,538.94	7,651,115.32

South Walton County Mosquito Control District

3/11/2023 12:43 PM

Register: 102.009 · FL CLASS

From 02/01/2023 through 02/28/2023

Sorted by: Date, Type, Number/Ref

Date	Number	Payee	Account	Memo	Payment	C	Deposit	Balance
02/28/2023			402.001 · Interest inco...	Interest		X	7,620.36	2,105,623.90

Request to approved expenses for February

Capital Outlay Update

	Budget	Actual Cost	Savings
Carryover from prior year budget			
51 Ton Hydraulic Trailer	\$ 53,500.00	\$ 47,510.40	Received \$ 5,989.60
Backhoe Loader	\$ 103,513.16	\$ 99,155.00	Received \$ 4,358.16
Capital Outlay Current Budget			
Land	\$ 9,463,500.00		
Administration Building	\$ 6,000,000.00	Carryover \$ 3,500.00	On-Going
Shop Building	\$ 3,030,000.00	Carryover	
Chicken Coop	\$ 35,000.00		
Machinery and Equipment			
CAT 308	\$ 158,000.00	\$ 152,733.00	Received \$ 5,267.00
Bush Hog	\$ 11,000.00	\$ 10,463.60	Received \$ 536.40
LSV's (Electric Golf Cart)	\$ 30,000.00	\$ 22,339.74	Received \$ 7,660.26
Single Axle International Dump Truck	\$ 137,000.00		
COBRA Mist Spray (A1) W/Hose Reel (Barrier Spray)	\$ 8,500.00	\$ 6,500.00	Received \$ 2,000.00
10' to 12' Wide Flat Bottom Boat w/small motor 48" wide	\$ 2,000.00		
Admiistrative Vehicle	\$ 52,000.00	\$ 46,834.00	Received \$ 5,166.00
Capital Outlay Additions through Budget Amendments			
Applicator Drone	\$ 200,000.00		
Server - State Contract Pricing	\$ 2,600.00		
Operational Necessity (Computers, printers, etc...over \$1,000)	\$ 15,000.00		
Public Outreach Computer	\$ 1,085.43	\$ 1,085.43	Received
Operations Computer - ARCGIS*	\$ 2,106.00	\$ 2,106.00	Received
EOM Computer - ARCGIS*	\$ 2,106.00	\$ 2,126.73	Received

PURCHASER'S NAME - First Signer (First, Middle Initial, Last) SOUTH WALTON MOSQUITO CONTROL DISTRICT			DATE OF ORDER Feb 23, 2023	COMPANY UNIT 01	DEALER ACCOUNT NO. 013575
(SECOND LINE OF OWNER NAME)			DEALER ORDER NO.		
STREET OR RR 774 N COUNTY HIGHWAY 393			SOC.SEC.	IRS NO.	EIN.NO.
TOWN SANTA ROSA BEACH	STATE FL	ZIP CODE 32459	TRANSACTION TYPE Cash Sale		PURCHASER SALES TAX EXEMPT
COUNTY Walton	PURCHASER ACCT.		PHONE NO. 850-267-2112		
REWARDS # 994494235			SELLER'S NAME & ADDRESS Beard Equipment Company 33 INDUSTRIAL CT FREEPORT, FL 32439 850-835-3337		
E-MAIL ADDRESS			I (We), the undersigned, hereby order from Dealer the Equipment described below, to be delivered as shown below. This order is subject to Dealer's ability to obtain such Equipment from the manufacturer and Dealer shall be under no liability if delivery of the Equipment is delayed or prevented due to labor disturbances, transportation difficulties, or for any reason beyond Dealer's control. The price shown below is subject to Dealer's receipt of the Equipment prior to any change in price by the manufacturer. It is also subject to any new or increased taxes imposed upon the sale of the Equipment after the date of this order.		
PURCHASER'S NAME - Second Signer					
STREET OR RR					
TOWN	STATE	ZIP CODE			
REWARDS #					
Use County WALTON		Use State/Province FL			

QTY	NEW	DEMO	RENTAL	USED	Equipment & Value Added Service (Give Model, Size & Description)	Hours of Use	PRODUCT IDENTIFICATION NUMBER	DELIVERED CASH PRICE (Or Total Lease Payments)
1	X				BUSH HOG 3308-2 Stock # 503684	0	1HHLR1222770417	\$ 10,463 60

I (We) offer to sell, transfer, and convey the following item(s) at or prior to the time of delivery of the above Equipment, as a "trade-in" to be applied against the cash price. Such item(s) shall be free and clear of all security agreements, liens, and encumbrances at the time of transfer to you. The following is a description and the price to be allowed for each item.

QTY	DESCRIPTION OF TRADE-IN	Hours of Use	PRODUCT IDENTIFICATION NUMBER	AMOUNT
			TOTAL CASH PRICE	\$ 10,463 60
			TOTAL TRADE-IN ALLOWANCE	\$ 0 00
			1. TOTAL CASH-PRICE	\$ 10,463 60
			2. TOTAL TRADE-IN ALLOWANCE	\$ 0 00
			3. TOTAL TRADE-IN PAY-OFF	\$ 0 00
			4. BALANCE	\$ 10,463 60

PURCHASER TYPE 4 Use County		MARKET USE 17 General Utility		COMMENTS: Sourcewell Contract # 070821-BHG	
				8. EST. SERVICE AGREEMENT TAXES	\$ 0 00
				9. SUB-TOTAL	\$ 10,463 60
				10. CASH WITH ORDER	\$ 0 00
				11. RENTAL APPLIED	\$ 0 00
				12. CASH DISCOUNT	\$ 0 00
				13. BALANCE DUE	\$ 10,463 60

IMPORTANT WARRANTY NOTICE: The John Deere warranty applicable to new John Deere Equipment is printed and included with this document. There is no warranty on used equipment. The new equipment warranty is part of this contract. Please read it carefully. **YOUR RIGHTS AND REMEDIES PERTAINING TO THIS PURCHASE ARE LIMITED AS SET FORTH IN THE WARRANTY AND THIS CONTRACT. IMPLIED WARRANTIES OF MERCHANTABILITY AND FITNESS ARE NOT MADE AND ARE EXCLUDED UNLESS SPECIFICALLY PROVIDED IN THE JOHN DEERE WARRANTY.**

Telematics: Orders of telematic devices include only the hardware. Where available, telematics software, including JDLink™ connectivity service, may be enabled from your local John Deere Operations Center or JDLink website. Please see your authorized John Deere dealer for assistance.

DISCLOSURE OF REGULATION APPLICABILITY: When operated in California, any off-road diesel vehicle may be subject to the California Air Resources Board. In-Use Off-Road Diesel Vehicle Regulation. It therefore could be subject to retrofit or accelerated turnover requirements to reduce emissions of air pollutants.

ACKNOWLEDGEMENTS- I (We) promise to pay the Balance Due (line13) shown above in cash, or to execute a Time Sale Agreement (Retail Installment Contract), or a Loan Agreement, for the purchase price of the Equipment, plus additional charges shown thereon or execute a Lease Agreement, on or before delivery of the Equipment ordered herein. Despite physical delivery of the Equipment, title shall remain in the seller until one of the foregoing is accomplished.

USE OF INFORMATION/PRIVACY NOTICE I understand that Deere & Company and its affiliates ("John Deere") and Dealer collect information, including my personal information and machine data to provide warranty, customer service, product and customer support, marketing and promotional information about Dealer, John Deere and their equipment, products and services and to support other business processes and purposes. See the John Deere Privacy Statement (<https://www.deere.com/en/privacy-and-data/privacy-statements/>) for additional information on the types of personal information and machine data John Deere collects, how it is collected, used and disclosed. See Dealer directly for information about its privacy policy.



Purchase Order for
John Deere Equipment (U.S. Only)

PO# 09435716
PO Revision# Original

Quote ID: 28084881

Purchaser Name: SOUTH WALTON MOSQUITO CONTROL DISTRICT

Purchaser's Signature _____	Accepted By _____		
Purchaser's Signature _____	Date Accepted _____	Salesperson	CAMPBELL, DAVID

Delivery Acknowledgement			
Delivered On:	<input type="text"/>	_____	
Warranty Begins:	<input type="text"/>	Signature	Date

Show Details



**WARRANTY FOR NEW JOHN DEERE AGRICULTURAL EQUIPMENT AND
LIMITED WARRANTY FOR NEW TURF & UTILITY EQUIPMENT (US & CANADA ONLY)**

A. GENERAL PROVISIONS – With respect to purchasers in the United States, "John Deere" means Deere & Company, 1 John Deere Place, Moline, IL 61265, and with respect to purchasers in Canada, "John Deere" means John Deere Canada ULC, 295 Hunter Road, P. O. Box 1000, Grimsby, Ontario L3M 4H5. The warranties described below are provided by John Deere to the original purchasers of new Agricultural, Turf and Utility Equipment ("Equipment") purchased from John Deere or authorized John Deere dealers (the "Selling Dealer"). These warranties apply only to Equipment intended for sale in Canada and the US. Under these warranties, John Deere will repair or replace, at its option, any part covered under these warranties which is found to be defective in material or workmanship during the applicable warranty term. Warranty service must be performed by a dealer or service center located in Canada or the US, and authorized by John Deere to sell and/or service the type of Equipment involved (the "Authorized Dealer"). The Authorized Dealer will use only new or remanufactured parts or components furnished or approved by John Deere. Warranty service will be performed without charge to the purchaser for parts and/or labor. However, the purchaser will be responsible for any service call and/or transportation of Equipment to and from the Authorized Dealer's place of business (except where prohibited by law), for any premium charged for overtime labor requested by the purchaser and for any service and/or maintenance not directly related to any defect covered under these warranties. These warranties are transferable, provided an authorized John Deere dealer is notified of the ownership change, and John Deere approves the warranty transfer.

B. WHAT IS WARRANTED – Subject to paragraph C, all parts of any new Equipment are warranted for the number of months or operating hours specified below. Each warranty term begins on the date of delivery of the Equipment to the original purchaser, (except for certain agricultural tillage, planting, cultivating, harvesting, and application Equipment which may have a delayed warranty start date, but only if established by John Deere and noted by Selling Dealer on the Purchase Order). **Included In 5E Series Tractor and Compact Utility Tractor Powertrain Warranty - Engine:** cylinder block, cylinder head, valve covers, oil pan, emissions control components, timing gear covers, flywheel housing, and all parts contained therein. **Powertrain:** transmission, transmission case, differential and axle housings, clutch housings, MFWD front axle assembly, and all parts contained therein (does not include external drivelines, dry clutch parts, or steering cylinders). **SWEEPS, SHOVELS, PLOWSHARES, AND DISK BLADES:** A replacement part will be furnished without charge if breakage occurs and the amount of wear is less than the wear limits established by John Deere.

AGRICULTURAL EQUIPMENT	WARRANTY TERM
Tractors	24 Months or 2000 Hours, Whichever Comes First
Tractors used in Heavy Duty Land Leveling applications exceeding 150 hours per year (except 9R Series Tractors factory equipped with required option codes and tire specifications for Heavy Duty Land Leveling, as specified in the Operators Manual). Contact Selling Dealer for additional information.	90 Days
Scraper Special Tractors	24 Months or 2000 Hours, Whichever Comes First
5E Series Tractors	24 Months or 2000 Hours, Whichever Comes First
a) Powertrain on 5E Series Tractors (components as per B above)	a) 60 Months or 2000 Hours, Whichever Comes First
Scrapers	6 Months for MY14 and earlier 12 Months for D Series and MY15 and later
Frontier™ Equipment	12 months
Sugar Cane Harvesters and Loaders	12 months or 1500 hours, Whichever Comes First
All other Equipment (includes Ag Management Solutions (AMS) products)	12 Months
Premium Round Balers 469, 569, 460R, 560R	24 Months or 12,000 bales, Whichever Comes First; First 12 Months, No Bale Limitation
Large Square Balers	12 Months, No Bale Limitation
a) Powertrain on Large Square Balers	a) 24 Months or 20,000 bales, Whichever Comes First
Hagie Manufacturing Company LLC Sprayers and Detassellers	24 Months or 1000 Hours, Whichever Comes First
Engines in Self-Propelled Equipment except Tractors*	24 Months or 2000 Hours, Whichever Comes First
*Engine Items Covered in months 13 through 24 – Engine block, cylinder head, rocker arm cover, timing gear cover, crankcase pan and all parts enclosed within these units. Also included are the fuel injection pump, turbocharger, water pump, torsion damper, manifolds, and engine oil cooler. All other engine related items are not covered in months 13 through 24.	
TURF & UTILITY EQUIPMENT	WARRANTY TERM
1) Z335E, Z345M, Z345R, Z355E, Z355R, Z365R, Z375R Series ZTrak™ Mowers, Z525E ZTrak™ Mowers, and 100 Series Tractors**	24 Months or 120 Hours, Whichever Comes First
2) 200 Series Tractors, Z315E, Z325E, Z320M, Z320R, Z330M, Z330R, and Z370R Series ZTrak™ Mowers**	36 Months or 200 Hours, Whichever Comes First
3) X300 Series Tractors, Z515E, and Z500M Series ZTrak™ Mowers**	48 Months or 300 Hours, Whichever Comes First
4) X500 Series Tractors, Z700E, and Z500R Series ZTrak™ Mowers**	48 Months or 500 Hours, Whichever Comes First
5) X700 Series Tractors**	48 Months or 700 Hours, Whichever Comes First
6) Z700M Series ZTrak™ Mowers**	48 Months or 750 Hours, Whichever Comes First
7) Z700R Series ZTrak™ Mowers**	48 Months or 1000 Hours, Whichever Comes First
8) JS Series Residential Walk-Behind Mowers	24 Months in Private Residential – Personal Use or 90 Days in Any Other Application
9) Wide Area Mowers, Front Mower Traction Units and Mower Decks, QuikTrak™ Mowers, and M Series Commercial Walk Behind Mowers	24 Months
10) Z900B, Z900E, Z900M Series ZTrak™ Mowers, and R Series Commercial Walk Behind Mowers	36 Months or 1200 Hours, Whichever Comes First; First 24 Months, No Hour Limitation
11) Z997R, Z900A Series, and Z900R Series ZTrak™ Mowers	36 Months or 1500 Hours, Whichever Comes First; First 24 Months, No Hour Limitation
12) Compact Utility Tractors	24 Months or 2000 Hours, Whichever Comes First
a) Powertrain on Compact Utility Tractors (components as per B above)	a) 72 Months or 2000 Hours, Whichever Comes First
b) Compact Utility Tractor Loaders D120, 120E, 120R, 220R, 300E, 300R, 320R, 400E, 440R	b) 24 Months
13) GATOR™ Utility Vehicles	12 Months or 1000 Hours, Whichever Comes First
14) Except as provided above, all other Implements/Attachments sold separately or purchased on the same Purchase Order as Equipment listed in 9 through 13	12 Months
15) All other Turf & Utility Equipment	24 Months in Private Residential - Personal Use or 12 Months in Any Other Application

**Implements/Attachments purchased on the same Purchase Order as the Equipment listed will be covered by the Equipment's warranty terms. Implements/Attachments purchased separately will be covered by the warranty term on line 14.

C. (I) ITEMS COVERED SEPARATELY – (1) Tires - contact manufacturer for warranty terms and conditions, (2) Rubber track belts, elastomeric coated wheels (drive wheels, idlers, mid-rollers) and batteries - contact Selling Dealer for warranty terms and conditions (note: terms of warranties on these parts may be less than Equipment warranty), (3) When applicable, a separate emissions warranty statement will be provided by Selling Dealer.

(II) WHAT IS NOT WARRANTED – Pursuant to the terms of these warranties, JOHN DEERE IS NOT RESPONSIBLE FOR THE FOLLOWING: (1) Used Equipment; (2) Any Equipment that has been altered or modified in ways not approved by John Deere, including, but not limited to, setting injection pump fuel delivery above John Deere specifications, modifying combine grain tanks, and modifying self-propelled sprayers with unapproved wheels, tracks, tanks or booms; (3) Depreciation or damage caused by normal wear, lack of reasonable and proper

maintenance, failure to follow operating instructions/recommendations; misuse, lack of proper protection during storage, vandalism, the elements or collision or accident; (4) Normal maintenance parts and/or service, including but not limited to, oil, filters, coolants and conditioners, cutting parts, belts, brake and clutch linings; (5) Any Utility Vehicle used for racing or other competitive purpose; (6) Chains on Premium Balers.

D. SECURING WARRANTY SERVICE – To secure warranty service the purchaser must, (1) Report the Equipment defect to an Authorized Dealer and request warranty service within the applicable warranty term; (2) Present evidence of the warranty start date with valid proof of purchase; and (3) Make the Equipment available to an Authorized Dealer within a reasonable time.

E. NO IMPLIED WARRANTY, REPRESENTATION OR CONDITION – To the extent permitted by law, neither John Deere nor any company affiliated with it makes any warranties, representations, conditions or promises express or implied as to the quality, performance or freedom from defect of the Equipment covered by these warranties other than those set forth above, AND NO STATUTORY OR IMPLIED WARRANTIES OR CONDITIONS OF MERCHANTABILITY OR FITNESS ARE MADE. TO THE EXTENT LEGALLY REQUIRED, ANY IMPLIED WARRANTIES OR CONDITIONS SHALL BE LIMITED IN DURATION TO THE APPLICABLE PERIOD OF WARRANTY SET FORTH ON THIS PAGE. THE PURCHASER'S ONLY REMEDIES IN CONNECTION WITH THE BREACH OR PERFORMANCE OF ANY WARRANTY ON JOHN DEERE EQUIPMENT ARE THOSE SET FORTH ON THIS PAGE. IN NO EVENT WILL THE DEALER, JOHN DEERE OR ANY COMPANY AFFILIATED WITH JOHN DEERE BE LIABLE FOR INCIDENTAL OR CONSEQUENTIAL DAMAGES. (Note: Some jurisdictions do not allow limitations on how long an implied warranty lasts or the exclusion or limitation of incidental or consequential damages so the above limitations and exclusions may not apply to you.) In the event the above warranty fails to correct purchaser's performance problems caused by defects in workmanship and/or materials, purchaser's exclusive remedy shall be limited to payment by John Deere of actual damages in an amount not to exceed the amount paid for the Equipment. This warranty gives you specific legal rights, and you may also have other rights which vary from jurisdiction to jurisdiction.

F. NO DEALER WARRANTY THE DEALER HAS NO AUTHORITY TO MAKE ANY WARRANTY, REPRESENTATION, CONDITION OR PROMISE ON BEHALF OF JOHN DEERE, OR TO MODIFY THE TERMS OR LIMITATIONS OF THIS WARRANTY IN ANY WAY.

G. If further information is desired, contact Selling Dealer or John Deere at 1-866-993-3373 (Agricultural) or 1-800-537-8233 (Turf & Utility Equipment).



POSITION AND WAGE SCALE

Office Coordinator

\$17.25 – \$27.30

Interns

\$17.00 - \$20.00

Labor Report

New Hire Position

Mechanic \$22.00 p/h

Pending Background check

Open Positions

Office Coordinator

Interviewing

Summer Interns

Advertised

LEGAL
LEGAL

HAND ARENDALL HARRISON SALE LLC

304 MAGNOLIA AVENUE
PANAMA CITY, FLORIDA 32401
(850) 769-3434 Facsimile: (850) 769-6121
FED. I.D. NO. 63-0259798

Invoice 362060
March 8, 2023

South Walton County Mosquito Control District
Attn: Executive Director
Post Office Box 1130
Santa Rosa Beach, FL. 32459
US

ID: 36694-227912

Billing Attorney: Amy E. Myers

Re: General Representation

For Services Rendered Through February 28, 2023

PAYMENT DUE UPON RECEIPT

If you would like to submit payment by Credit Card, please use the following link:
<https://secure.lawpay.com/pages/handarendall/operating>
or please contact Accounts Receivable at 251-694-6329.

Balance Forward		0.00
Current Fees	2,500.00	
Total Current Charges		2,500.00
Total Due		2,500.00

PLEASE RETURN THIS PAGE WITH YOUR PAYMENT

For Billing Inquiries, Please Call Our Billing Department at (850) 769-3434.

Hand Arendall Harrison Sale LLC
304 MAGNOLIA AVENUE PANAMA CITY, FLORIDA 32401 (850) 769-3434

South Walton County Mosquito Control District
I.D. 36694-227912 - AEM
Re: General Representation

March 8, 2023
Invoice 362060
Page 2

Fees			
Date	Atty	Description	Hours
02/07/23	AEM	Email from and to Darrin Dunwald re DAG.	0.10
02/07/23	AEM	Telephone conference with District staff re DAG contract/507, and OPPAUGA audit.	0.40
02/08/23	AEM	Email from Darrin Dunwald re Service Order 7. Email to Charlie Clary re S07. Telephone conference with Charlie and Alex.	0.75
02/08/23	AEM	Consider elements of easement for drone usage over private property.	0.40
02/14/23	AEM	Email from and to Darrin Dunwald re S03.	0.75
02/16/23	AEM	Prepare for meeting. Office conference with staff re insurance, pending matters, DAG.	1.80
02/16/23	AEM	Attend Board meeting.	0.90
02/22/23	AEM	Email from and to Darrin Dunwald re County Resolution in support of District.	0.30
02/22/23	AEM	Review DAG Contract documents. Draft DAG termination letter. Draft suspension letter.	0.30
02/22/23	AEM	Travel to District for meeting with Staff. (Billed at half rate)	0.50
02/22/23	AEM	Meet with staff re DAG. Meet with DAG.	3.50
02/23/23	AEM	Email from and to Darrin Dunwald re S07, OPPAGA audit materials. Review SO7.	0.25
02/28/23	AEM	Email from and to Darrin Dunwald re OPPAUGA audit. Email to Darrin Dunwald re Resolution for SO7.	0.30
Total Hours			10.25

Hand Arendall Harrison Sale LLC
304 MAGNOLIA AVENUE PANAMA CITY, FLORIDA 32401 (850) 769-3434

South Walton County Mosquito Control District
I.D. 36694-227912 - AEM
Re: General Representation

March 8, 2023
Invoice 362060
Page 3

Fee Recap

Name/Desc	Init	Classification	Hours	Rate/Hour	Amount
Amy E. Myers	AEM	Member	0.50	125.00	62.50
Amy E. Myers	AEM	Member	9.75	250.00	2,437.50
Totals			10.25		2,500.00

OPERATIONS

SOUTH WALTON COUNTY MOSQUITO CONTROL DISTRICT

Operations Report February 2023

MONTHLY VALUES

ON HAND

ADULTICIDE

CHEMICAL	MONTHLY OUTPUT	UNIT	UNIT VALUE	MONTHLY \$ VALUE	MONTHLY INVENTORY	INVENTORY \$\$
ML KONTROL 30-30	0	GAL	\$54.50	\$0.00	0	\$0.00
DELTAGARD ULV	0	GAL	\$173.67	\$0.00	37.75	\$6,556.04
DUET	0	OZ	\$1.50	\$0.00	528	\$792.00
PERMASEASE 3-15	0	GAL	\$45.00	\$0.00	0	\$0.00
Fyfanon EW	0	GAL	\$54.74	\$0.00	285	\$15,600.90
TOTAL				\$0.00	TOTAL	
						\$22,948.94

LARVICIDE

CHEMICAL	MONTHLY OUTPUT	UNIT	UNIT VALUE	MONTHLY \$ VALUE	MONTHLY INVENTORY	INVENTORY \$\$
ABATE WDG	0	POUND	\$10.61		132	\$1,400.52
ALTOSID XR	0	EACH	\$3.42	\$0.00	639	\$2,185.38
ALTOSID SBG	0	POUND	\$3.06	\$0.00	0	\$0.00
VECTOBAC WDG	5	POUND	\$35.00	\$175.00	51	\$1,785.00
Vectolex FG	30	POUND	\$6.26	\$187.80	0	\$0.00
COCO BEAR	52	OUNCE	\$0.15	\$7.94	13,496	\$2,060.84
VECTOLEX WDG	0	POUND	\$62.31	\$0.00	48.5	\$3,022.04
FOURSTAR BTI CRG	644	POUND	\$11.93	\$7,682.92	299	\$3,567.07
BACTIMOS	0	EACH	\$0.57	\$0.00	0	\$0.00
NATULAR G30	0	POUND	\$15.83	\$0.00	0	\$0.00
NATULAR XRT	0	EACH	\$4.63	\$0.00	0	\$0.00
Vectolex wsp	0	EACH	\$0.00	\$0.00	14	\$0.00
Altosid Liquid	0	GAL	\$0.00	\$0.00	1	\$0.00
TOTAL			TOTAL	\$8,053.66	TOTAL	
						\$12,620.32

HERBICIDE

Cornerstone	0	OZ	\$0.10	\$0.00	1085	\$108.50
SURF AC	0	OZ	\$0.10		5488	\$548.80
LESCO 3WY	0	OZ	\$0.90		150	\$135.00
TOTAL				\$0.00	TOTAL	
						\$792.30
TOTAL				\$8,053.66	TOTAL	
						\$36,361.57

OTHER SERVICES

SERVICE REQUEST	3					
SPRAY MISSIONS	0					

2 service requests
1 ditch inspection request

COMMENTS

AIA[®] Document B221™ – 2018

Service Order for use with *Master Agreement Between Owner and Architect*

SERVICE ORDER number Seven made as of the Twenty Fourth day of January in the year Two Thousand Twenty Three
(In words, indicate day, month, and year.)

BETWEEN the Owner:
(Name, legal status, address, and other information)

South Walton County Mosquito Control District
774 N. County Hwy 393
Santa Rosa Beach, Florida 32459

and the Architect:
(Name, legal status, address, and other information)

DAG Architects, Inc. A Sub-Chapter S Corporation
1223 Airport Road
Destin, Florida 32541

for the following **PROJECT**:
(Name, location, and detailed description)

South Walton County Mosquito Control District Headquarters

THE SERVICE AGREEMENT

This Service Order, together with the Master Agreement between Owner and Architect dated the second day of January in the year Two Thousand Nineteen
(In words, indicate day, month, and year.)

form a Service Agreement.

The Owner and Architect agree as follows.
Architect and consulting engineers shall provide civil, construction documents, bidding, and construction administration services as outlined in Exhibit "A".

ADDITIONS AND DELETIONS:

The author of this document has added information needed for its completion. The author may also have revised the text of the original AIA standard form. An *Additions and Deletions Report* that notes added information as well as revisions to the standard form text is available from the author and should be reviewed. A vertical line in the left margin of this document indicates where the author has added necessary information and where the author has added to or deleted from the original AIA text.

This document has important legal consequences. Consultation with an attorney is encouraged with respect to its completion or modification.

This document provides the Architect's scope of services for the Service Order only and is intended to be used with AIA Document B121™–2018, Standard Form of Master Agreement Between Owner and Architect

TABLE OF ARTICLES

- 1 INITIAL INFORMATION**
- 2 SERVICES UNDER THIS SERVICE ORDER**
- 3 DATE OF COMMENCEMENT AND SUBSTANTIAL COMPLETION**
- 4 COMPENSATION**
- 5 INSURANCE**
- 6 PARTY REPRESENTATIVES**
- 7 ATTACHMENTS AND EXHIBITS**

ARTICLE 1 INITIAL INFORMATION

§ 1.1 Unless otherwise provided in an exhibit to this Service Order, this Service Order and the Service Agreement are based on the Initial Information set forth below:

(State below details of the Project's site and program, Owner's contractors and consultants, Architect's consultants, Owner's budget and schedule, anticipated procurement method, Owner's Sustainable Objective, and other information relevant to the Project.)

See EXHIBIT "A"

§ 1.2 The Owner and Architect may rely on the Initial Information. Both parties, however, recognize that such information may materially change and, in that event, the Owner and the Architect shall appropriately adjust the schedule, the Architect's services, and the Architect's compensation. The Owner shall adjust the Owner's budget for the Cost of the Work and the Owner's anticipated design and construction milestones, as necessary, to accommodate material changes in the Initial Information.

ARTICLE 2 SERVICES UNDER THIS SERVICE ORDER

§ 2.1 The Architect's Services under this Service Order are described below or in an exhibit to this Service Order, such as a Scope of Architect's Services document.

§ 2.1.1 Basic Services

(Describe below the Basic Services the Architect shall provide pursuant to this Service Order or state whether the services are described in documentation attached to this Service Order.)

See EXHIBIT "A"

§ 2.1.2 Additional Services

(Describe below the Additional Services the Architect shall provide pursuant to this Service Order or state whether the services are described in documentation attached to this Service Order.)

See EXHIBIT "A"

ARTICLE 3 DATE OF COMMENCEMENT AND SUBSTANTIAL COMPLETION

§ 3.1 Unless otherwise provided in an exhibit to this Service Order, the Owner's anticipated dates for commencement of work and Substantial Completion of the Work are set forth below:

.1 Commencement of work date: February 23, 2023

.2 Substantial Completion date: May 23, 2023

Init.

AIA Document B221™ – 2018. Copyright © 2014 and 2018 by The American Institute of Architects. All rights reserved. The "American Institute of Architects," "AIA," the AIA Logo, and "AIA Contract Documents" are registered trademarks and may not be used without permission. This document was produced by AIA software at 15:37:13 ET on 01/24/2023 under Order No.2114393436 which expires on 01/14/2024, is not for resale, is licensed for one-time use only, and may only be used in accordance with the AIA Contract Documents® Terms of Service. To report copyright violations, e-mail copyright@aia.org.
User Notes:

(1515274553)

ARTICLE 4 COMPENSATION

§ 4.1 For Basic Services described under Section 2.1.1, the Owner shall compensate the Architect as follows:

- .1 Stipulated Sum
(Insert amount)

- .2 Percentage Basis
(Insert percentage value)

() % of the Owner’s budget for the Cost of the Work, as calculated in accordance with Section 4.4.

- .3 Other
(Describe the method of compensation)

§ 4.2 For Additional Services described under Section 2.1.2 or in the Master Agreement, the Architect shall be compensated in accordance with the Master Agreement unless otherwise set forth below:
(Insert amount of, or basis for, compensation if other than as set forth in the Master Agreement. Where the basis of compensation is set forth in an exhibit to this Service Order, such as a Scope of Architect’s Services document, list the exhibit below.)

See Exhibit "A" \$105,000.00

§ 4.3 For Reimbursable Expenses described in the Master Agreement, the Architect shall be compensated in accordance with the Master Agreement unless otherwise set forth below:
(Insert amount of, or basis for, compensation if other than as set forth in the Master Agreement. Where the basis of compensation is set forth in an exhibit to this Service Order, such as a Scope of Architect’s Services document, list the exhibit below.)

§ 4.4 When compensation identified in Section 4.1 is on a percentage basis, progress payments for each phase of Basic Services shall be calculated by multiplying the percentages identified in this Article by the Owner’s most recent budget for the Cost of the Work. Compensation paid in previous progress payments shall not be adjusted based on subsequent updates to the Owner’s budget for the Cost of the Work.

ARTICLE 5 INSURANCE

§ 5.1 Insurance shall be in accordance with section 3.3 of the Master Agreement, except as indicated below:
(Insert any insurance requirements that differ from those stated in the Master Agreement, such as coverage types, coverage limits, and durations for professional liability or other coverages.)

§ 5.2 In addition to insurance requirements in the Master Agreement, the Architect shall carry the following types of insurance.
(List below any other insurance coverage to be provided by the Architect, not otherwise set forth in the Master Agreement, and any applicable limits.)

Coverage	Limits
----------	--------

ARTICLE 6 PARTY REPRESENTATIVES

§ 6.1 The Owner identifies the following representative in accordance with Section 1.4.1 of the Master Agreement:
(List name, address, and other information.)

Darrin Dunwald / District Director
South Walton County Mosquito Control District
774 N. County Hwy 393
Santa Rosa Beach, Florida 32549

§ 6.2 The Architect identifies the following representative in accordance with Section 1.5.1 of the Master Agreement:
(List name, address, and other information.)

Charlie Clary, AIA, FCP, Principal
DAG Architects, Inc.
1223 Airport Road
Destin, Florida 32541

ARTICLE 7 ATTACHMENTS AND EXHIBITS


§ 7.1 The following attachments and exhibits, if any, are incorporated herein by reference:

- .1 AIA Document, B121™-2018, Standard Form of Master Agreement Between Owner and Architect for Services provided under multiple Service Orders;
- .2 Other Exhibits incorporated into this Agreement:
(Clearly identify any other exhibits incorporated into this Agreement.)

EXHIBIT "A"

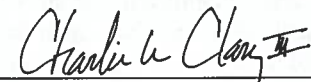
- .3 Other documents:
(List other documents, if any, including additional scopes of service forming part of this Service Order.)

This Service Order entered into as of the day and year first written above.



OWNER (Signature)

Darrin Dunwald, District Director
South Walton County Mosquito Control District
DARRIN DUNWALD / DIRECTOR
(Printed name and title)



ARCHITECT (Signature)

Charlie Clary, AIA, FCP, Principal
DAG Architects, Inc.

(Printed name, title, and license number, if required)

Init.



South Walton County Mosquito Control District

Director
Darrin Dunwald

Commissioners
Seat 1 – Doug Liles
Seat 2 –
Seat 3 – Kristine Faulk

RESOLUTION 23-004

A RESOLUTION OF THE SOUTH WALTON MOSQUITO CONTROL DISTRICT, RATIFYING AND CONFIRMING APPROVING OF DAG SERVICE ORDER 7 RELATED TO THE MASTER PLANNING, CIVIL ENGINEERING, CONSTRUCTION ADMINISTRATION AND PERMITTING OF THE ENTIRE DISTRICT HEADQUARTERS PROPERTY.

BE IT RESOLVED by the Board of Commissioners of the South Walton County Mosquito Control District, that Service Order 7 to the Master Service Agreement between the District and DAG Architects, related to the Master Planning, Civil Engineering, Construction Administration and Permitting of the entire District Headquarters site, in the basic amount of \$105,000, as presented to the Board in the attached Exhibit A today, is hereby ratified and confirmed.

This Resolution shall take effect immediately upon passage.

PASSED, APPROVED and ADOPTED in regular session this 16th day of March 2023.

SOUTH WALTON COUNTY
MOSQUITO CONTROL DISTRICT

By: _____
Chairman

ATTEST:

Secretary

774 North County Hwy 393
Santa Rosa Beach, FL 32459
(850) 267-2112 Office
(850) 267-2712 Fax

OLD BUSINESS

NEW BUSINESS



South Walton County Mosquito Control District

Director
Darrin Dunwald

Commissioners
Seat 1 – Doug Liles
Seat 2 –
Seat 3 – Kristine Faulk

A RESOLUTION OF THE BOARD OF COUNTY COMMISSIONERS OF WALTON COUNTY, FLORIDA, EXPRESSING THE BOARD’S SUPPORT FOR THE SOUTH WALTON COUNTY MOSQUITO CONTROL DISTRICT AND CALLING ON THE FLORIDA LEGISLATURE TO LEAVE THE DISTRICT INTACT AS AN INDEPENDENT SPECIAL DISTRICT THAT HAS A PRIMARY FOCUS OF PROTECTING THE HEALTH, SAFETY AND WELFARE OF THE RESIDENTS OF AND VISITORS TO SOUTH WALTON COUNTY FROM MOSQUITOES AND MOSQUITO- BORNE DISEASES.

WHEREAS, South Walton County is comprised of 1,240 square miles, of which 1,038 square miles is land and 202 square miles is water. The South Walton County Mosquito Control District services 123.3 square miles between Choctawhatchee Bay and the Gulf of Mexico; and

WHEREAS, South Walton County is a major tourist destination drawing visitors from all over the globe and generating an average of \$100 million in sales and bed tax revenue for the State of Florida; and

WHEREAS, Tourism’s value to State of Florida and South Walton County is over \$2.7 billion; and

WHEREAS, the climate of South Walton County supports over 30 species of mosquitoes; and

WHEREAS, those mosquitoes carry Zika, Dengue, Malaria, Encephalitis, Chikungunya, and other mosquito - borne, diseases which can be extremely harmful to human health if not addressed promptly and professionally; and

WHEREAS, the South Walton County peninsula would be virtually uninhabitable were it not for mosquito control activities currently undertaken by the South Walton County Mosquito Control District (hereinafter “SWCMCD” or “the District”); and

WHEREAS, South Walton County contains coastal dune lakes, which are rare ecosystems that occur in only a few places in the world and therefore mosquito control must be conducted in a highly technical and environmentally sensitive manner; and

774 North County Hwy 393
Santa Rosa Beach, FL 32459
(850) 267-2112 Office
(850) 267-2712 Fax



South Walton County Mosquito Control District

Director
Darrin Dunwald

Commissioners
Seat 1 – Doug Liles
Seat 2 –
Seat 3 – Kristine Faulk

WHEREAS, the quality of life for tourists and residents would be greatly diminished without the mosquito control activities currently undertaken by the District; and

WHEREAS, the Board of County Commissioners of Walton County originally established, by public referendum, the SWCMCD as an independent special district in 1964; and

WHEREAS, the Office of Program Policy Analysis and Government Accountability (“OPPAGA”) of the Florida Legislature recently notified the SWCMCD’s Executive Director, as well as the County Administrator, and the County Attorney that OPPAGA had selected a vendor to conduct a performance review of the District; and

WHEREAS, not every county in Florida enjoys the benefits of a professionally run, independent special district charged solely with combatting mosquitoes and the associated illnesses; and

WHEREAS, the citizens of South Walton County benefit from an independent special district focused solely on combatting mosquitoes and their associated illnesses; and

WHEREAS, because the SWCMCD is an independent special district focused solely on combatting mosquitoes and their associated illnesses, the district is a pioneer in developing cutting edge techniques for controlling mosquitoes, which is especially important given the fragile ecosystems found in South Walton County; and

WHEREAS, the Walton County Commission has no desire or resources to assume the duties of the SWCMCD, nor does County staff possess the professional and technical expertise possessed by SWCMCD staff; and

WHEREAS, if mosquito control duties were turned over to the Walton County Commission, those responsibilities would compete for funding with the many other worthy priorities that the County Commission currently funds.

NOW THEREFORE, BE IT RESOLVED BY THE BOARD OF COUNTY COMMISSIONERS OF WALTON COUNTY FLORIDA:

1. The recitals set forth above are incorporated as findings of fact of the Board.

774 North County Hwy 393
Santa Rosa Beach, FL 32459
(850) 267-2112 Office
(850) 267-2712 Fax



South Walton County Mosquito Control District

Director
Darrin Dunwald

Commissioners
Seat 1 – Doug Liles
Seat 2 –
Seat 3 – Kristine Faulk

-
2. The Board expresses its unqualified support for the South Walton County Mosquito Control District, its Board, and its staff; and
 3. The Board urges the Florida Legislature to leave mosquito control responsibilities in South Walton County in the more than capable hands of the South Walton County Mosquito Control District; and
 4. The Clerk is directed to send this resolution to:
 - Governor Ron DeSantis The Capitol
400 S. Monroe Street Tallahassee, FL 32399-0001

 - The Honorable Kathleen Passidomo Florida Senate President
404 S. Monroe Street Tallahassee, FL 32399-1100

 - The Honorable Shane Abbott
402 S. Monroe Street Tallahassee, FL 32399-1100

 - The Honorable Jay Trumbull
404 S. Monroe Street Tallahassee, FL 32399-1100

 - PK Jameson, Coordinator
Office of Program Policy Analysis & Government Accountability
111 West Madison Street, Room 312
Tallahassee, FL 32399-1475
 5. This Resolution shall take effect immediately upon adoption.

PASSED AND ADOPTED by the Board of County Commissioners of Walton County, Florida, at a regular meeting of the Board held on the _____ day of _____, 2023.

BOARD OF COUNTY COMMISSIONERS OF WALTON COUNTY, FLORIDA

(SEAL)

BY

ATTEST:

774 North County Hwy 393
Santa Rosa Beach, FL 32459
(850) 267-2112 Office
(850) 267-2712 Fax