

SWCMCD Board Packet





South Walton County Mosquito Control District
2022-2023 Regular Board Meeting
Thursday, May 18, 2023 – 10:00AM

Agenda

CALL TO ORDER (State Time)

INVOCATION & PLEDGE OF ALLEGIANCE

APPROVAL OF MINUTES

April 20, 2023, Regular Board Meeting (motion)

PUBLIC COMMENT - NON-AGENDA ITEMS

ADMINISTRATION'S REPORT

Financial Report for April

Monthly Verification

April Expenditures (motion)

LEGAL

April Billing (motion)

OPERATIONS

April Summary

COMMISSIONERS

Seat – 1 Doug Liles

Seat – 2 Steve Young

Seat – 3 Kristine Faulk

OLD BUSINESS

Insurance Questions – Kevin Kussro

Compensation & Classification Study – Provide Job Descriptions

Public Deposits – Florida Department of Treasurer Office

The deposited public funds held in excess of the FDIC insurance limit will be identified as uninsured deposits, those deposits will still be secured and guaranteed by the designated financial institutions through Florida's public deposits program. This guarantee is accomplished through collateral requirements and through the contingent liability agreement by QPDs. For information relating to mutual responsibility and contingent liability, s. 280.07, F.S. speaks specifically to the requirement.

Next Scheduled Meeting(s):

Regular Board Meetings:

June 8, 2023 – 10 AM

July 13, 2023 – 10 AM

1st Budget Workshop:

June 28, 2023 – 10AM

2ND Budget Workshop:

July 6, 2023 – 10AM

All Meetings/Workshop Held At:

SWCMCD

774 N County Hwy 393

Santa Rosa Beach, FL 32459

774 North County Hwy 393
Santa Rosa Beach, FL 32459
(850) 267-2112 Office
(850) 267-2712 Fax



South Walton County Mosquito Control District
2022-2023 Regular Board Meeting
Thursday, May 18, 2023 – 10:00AM

SUMMARY OF ACTION ITEMS

1. Why is the Western Gambusia fish invasive in Florida?
2. Chairman Doug Liles would like to know why the Salary Survey was completed.
3. Sharable Calendar for all Commissioners?
4. Chairman Doug Liles would like to get plants we remove from ditches.
5. Commissioner Steve Young wants CAPX on capital purchases of drones.
6. Chairman Doug Liles asked for the website for vendor to the state and Demand Star on RFPs.
7. Chairman Doug Liles volunteered to help produce a new logo design for review next meeting.

NEW BUSINESS

COMMENTS BY COMMISSION AND PUBLIC

ADJOURNMENT (motion) (State time of closure)

774 North County Hwy 393
Santa Rosa Beach, FL 32459
(850) 267-2112 Office
(850) 267-2712 Fax



South Walton County Mosquito Control District
2021-2022 Regular Board Meeting
Thursday, April 20, 2023 – 10:00 AM
Minutes of Meeting

The Board of Commissioners of the South Walton County Mosquito Control District held its Regular Board Meeting at the District Office at 774 North Highway 393, Santa Rosa Beach, Florida on April 20, 2023, at 10:00 AM.

Chairman Doug Liles called the meeting to order April 20th at 10:00 AM and opened with a Prayer and Pledge of Allegiance to the American Flag.

The Commissioners attending the meeting were Doug Liles, Kristine Faulk, and newly appointed Steve Young. SWCMCD attorney, Amy Myers, was in attendance.

Staff Present: Darrin Dunwald, Director
Cammie Henderson, Office Manager
Gerry Williams, Operations Manager
Rich Mitchell, Environmental Operations Manager

Public: Adrienne Campbell

Oath of Office

Newly appointed Seat 2 Commissioner Steve Young was sworn into office.

APPROVAL OF MINUTES

March 16, 2023, Regular Board Meeting

Motion to approve March 16, 2023, Regular Board Meeting Minutes as presented.

Motioned by: Commissioner Steve Young

Seconded by: Commissioner Kristine Faulk

Motion approved: Unanimously

PUBLIC COMMENT - NON-AGENDA ITEMS - None

ADMINISTRATION'S REPORT

Financial Report for March – Discussion Ensued

Chairman Doug Liles asked about the Yellow Fly Kit distribution.

Monday – Friday 7 AM to 4 PM and Saturday, May 20th 9 AM to 1 PM.

Monthly Verifications completed by Geraldine Via

March Expenditures – Discussion Ensured.

Request for motion to approve March Expenditures as presented to be filed to auditor.

Motioned by: Commissioner Kristine Faulk

Seconded by: Commissioner Steve Young

Motion approved: Unanimously

Bank Information – provided documentation that was compiled from other districts.

Discussion Ensued.

Budget Workshop #1 rescheduled for June 28 at 10AM.



South Walton County Mosquito Control District
2021-2022 Regular Board Meeting
Thursday, April 20, 2023 – 10:00 AM

LEGAL

March Billing (motion) – Discussion Ensued.

Request for motion to approve legal billing as presented.

Motioned by: Commissioner Kristine Faulk

Seconded by: Commissioner Steve Young

Motion approved: Unanimously

OPERATIONS

March Summary – Discussion Ensued

Adulticide Purchase – Discussion Ensued

Chairman Doug Liles questioned storage. Confirmed we are within regulations.

Capital Purchases

Request for motion to add capital budget for 4 pickups and removing the Dump truck from capital budget in current fiscal year.

Motioned by: Commissioner Steve Young

Seconded by: Commissioner Kristine Faulk

Motion approved: Unanimously

Discuss moved to TRC board seat and exfiltration systems. Discussion Ensued.

Drone Presentation by Reed Yandell – Discussion Ensued.

Request to purchase 2 – PV40 Application Drones

Motioned by: Commissioner Kristine Faulk

Seconded by: Commissioner Steve Young

Motion approved: Unanimously

DAG Update – Discussion Ensued.

Performance Review – Update – Discussion Ensued.

COMMISSIONERS

Seat – 1 Doug Liles – None

Seat – 2 Steve Young – None

Seat – 3 Kristine Faulk – Summary of action items added to the end of each meeting.

OLD BUSINESS

BCC Support of SWCMCD – Discussion Ensued. Received the approved Resolution.

Insurance Questions – Discussion Ensued.

Compensation & Classification Study – Provide Job Descriptions – Will be provided next month.

Doug Liles requests clarification on how Steve Young was appointed – Discussion Ensued.

NEW BUSINESS

Logo – Discussion Ensued. Vintage Design out of Niceville. Chairman Doug Liles volunteered to do the logo with AI. Text Doug Liles next week about assisting with a new logo.



South Walton County Mosquito Control District
2021-2022 Regular Board Meeting
Thursday, April 20, 2023 – 10:00 AM

COMMENTS BY COMMISSION AND PUBLIC

Adrienne Campbell – Brought up North Walton Mosquito District. What do you think about the rate for this service? Chairman Doug Liles states that we are in support of North Walton. We will not make a comment on their budget.

Request for motion to Adjourn by Chairman Doug Liles

Motioned by: Commissioner Steve Young

Seconded by: Chairman Doug Liles

Motion approved: Unanimously

Adjourn meeting by Chairman Doug Liles at 12:00 PM.

Chairman Doug Liles: _____

Commissioner Kristine Faulk: _____

Commissioner Steve Young: _____

Summary of To Do Items:

1. Why is the Western Gambusia fish invasive in Florida?
2. Chairman Doug Liles would like us to purchase a logo tent.
3. Chairman Doug Liles would like to know why the Salary Survey was completed.
4. Incentives from product distributors?
5. How secure are public funds?
6. Sharable Calendar for all Commissioners?
7. Chairman Doug Liles would like to have the plants we remove from ditches.
8. Do we get a fee from TRC for our reviews?
9. Commissioner Steve Young wants CAPX on capital purchases of drones.
10. Chairman Doug Liles would like us to share the BCC Resolution with other districts.
11. Chairman Doug Liles asked for the website for vendor to the state and Demand Star on RFPs.
12. Chairman Doug Liles asked Amy Myers to supply him with information regarding RFQs.
13. Amy – what is our Inverse Condemnation Liability?
14. Chairman Doug Liles volunteered to help produce a new logo design for review next meeting.

Next Scheduled Meeting(s):

Regular Board Meeting: May 18, 2023 – 10 AM – SWCMCD, 774 N County Hwy 393, Santa Rosa Beach, FL 32459



Administration

Memo

To: Commissioners and Director

From: Cammie Henderson, Office Manager

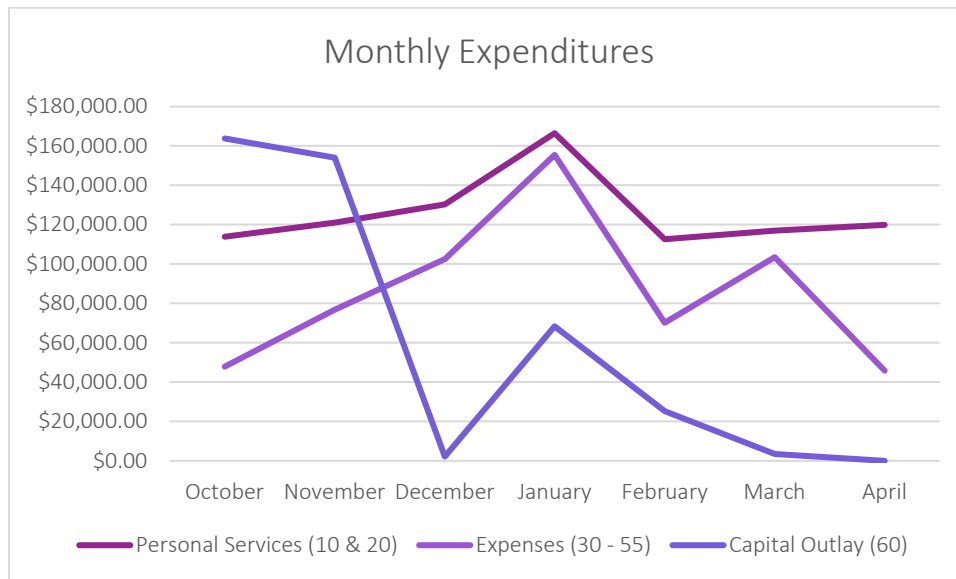
Review of the April 2023

Finances

We have collected 93.34% of our Ad Valorem for the year. Our interest income continues to climb to \$44,165.66 this month or a total of \$236,620.72 for the year.

April expenses were down to the lowest of the year. Personal Service shows a slight increase over the prior month. Overall, all expenses are down and zero capital expenditures.

Expenses	October	November	December	January	February	March	April
Personal Services (10 & 20)	\$113,875.67	\$121,018.12	\$130,292.06	\$166,488.71	\$112,619.92	\$117,020.83	\$119,942.25
Expenses (30 - 55)	\$47,803.13	\$76,741.75	\$102,529.86	\$155,480.39	\$70,104.75	\$103,490.41	\$45,820.96
Capital Outlay (60)	\$163,818.43	\$153,989.00	\$2,106.00	\$68,403.36	\$25,321.40	\$3,432.34	\$0.00
Total Expenditures	\$325,497.23	\$351,748.87	\$234,927.92	\$390,372.46	\$208,046.07	\$220,511.24	\$165,763.21



Please review the additional detail on the Profit & Loss Budget Comparison worksheet that is provided in your packet. I have provided additional narratives on the worksheet.

Cash Fund Balances as of 4/30/2023

Accounts	February 28, 2023	March 31, 2023	April 30, 2023
Trustmark Checking	\$ 2,100,363.43	\$ 2,070,237.52	\$ 1,877,829.74
Trustmark Savings	\$ 166,907.57	\$ 184,899.28	\$ 427,314.24
Trustmark Wealth	\$ 4,003,432.00	\$ 4,024,506.28	\$ 4,040,804.00
FL FIT Investments	\$ 7,651,115.32	\$ 7,682,155.33	\$ 7,713,489.17
FL Class Investments	\$ 2,105,623.90	\$ 2,114,251.54	\$ 2,122,935.28

South Walton County Mosquito Control District
Profit & Loss Budget vs. Actual
October 2022 through April 2023

	TOTAL										
	Oct 22	Nov 22	Dec 22	Jan 23	Feb 23	Mar 23	Apr 23	Oct '22 - Apr 23	Budget	\$ Over Budget	% of Budget
Income											
130.005 · Receivable - Insurance	-83.93	0.00	0.00	0.00	0.00	0.00	0.00	-83.93			
311.000 · AD VALOREM											
311.001 · Prior Year Taxes/Other	133.57	21.10	62.55	6.12	2.04	0.00	0.00	225.38			
311.000 · AD VALOREM - Other	0.00	1,708,965.18	3,255,655.90	354,298.99	151,764.97	171,260.26	247,301.77	5,889,247.07			
Total 311.000 · AD VALOREM	133.57	1,708,986.28	3,255,718.45	354,305.11	151,767.01	171,260.26	247,301.77	5,889,472.45	6,309,404.81	-419,932.36	93.34%
364.000 · Disposition of Fixed Assets	0.00	0.00	32,100.00	45,100.00	0.00	0.00	0.00	77,200.00	60,000.00	17,200.00	128.67%
369.000 · Other Misc Revenues	41.81	46.62	64.18	45.49	102.63	70.52	45.60	416.85	1,500.00	-1,083.15	27.79%
370 · Insurance Proceeds	0.00	0.00	0.00	0.00	0.00	100.00	0.00	100.00			
380 · Other Sources	0.00	0.00	0.00	858.31	0.00	0.00	0.00	858.31			
402.001 · Interest income	9,946.60	16,462.60	35,009.34	42,776.44	43,851.02	44,409.06	44,165.66	236,620.72	20,000.00	216,620.72	1,183.1%
Total Income	10,038.05	1,725,495.50	3,322,891.97	443,085.35	195,720.66	215,839.84	291,513.03	6,204,584.40	6,390,904.81	-186,320.41	97.09%
Gross Profit	10,038.05	1,725,495.50	3,322,891.97	443,085.35	195,720.66	215,839.84	291,513.03	6,204,584.40	6,390,904.81	-186,320.41	97.09%
Expense											
10 · PERSONAL SERVICES											
11 · Commissioner Salaries	1,107.72	738.48	738.48	1,107.72	738.48	738.48	923.10	6,092.46	14,400.00	-8,307.54	42.31%
12 · Regular Salaries and wages											
16 · Compensated annual leave	2,810.60	2,883.17	2,437.40	8,588.96	5,484.80	2,886.15	5,486.86	30,577.94			
12 · Regular Salaries and wages - Other	72,484.33	77,289.34	78,382.99	105,715.33	67,972.74	70,901.43	73,412.52	546,158.68			
Total 12 · Regular Salaries and wages	75,294.93	80,172.51	80,820.39	114,304.29	73,457.54	73,787.58	78,899.38	576,736.62	1,215,355.00	-638,618.38	47.45%
13 · Other salaries and wages	0.00	0.00	0.00	0.00	0.00	0.00	0.00	0.00	25,000.00	-25,000.00	0.0%
14 · Overtime											
18 · Compensated Compensatory Leave	567.82	60.54	84.75	223.25	17.57	579.71	183.94	1,717.58			
14 · Overtime - Other	1,317.77	357.75	71.55	0.00	0.00	28.28	7.13	1,782.48			
Total 14 · Overtime	1,885.59	418.29	156.30	223.25	17.57	607.99	191.07	3,500.06	20,000.00	-16,499.94	17.5%
10 · PERSONAL SERVICES - Other	0.00	0.00	0.00	0.00	0.00	0.00	0.00	0.00			
Total 10 · PERSONAL SERVICES	78,288.24	81,329.28	81,715.17	115,635.26	74,213.59	75,134.05	80,013.55	586,329.14	1,274,755.00	-688,425.86	46.0%
20 · PERSONAL SERVICES BENEFITS											
21 · FICA Taxes	5,827.62	5,986.14	6,010.75	8,488.60	5,432.26	5,500.99	5,874.25	43,120.61	97,518.76	-54,398.15	44.22%
21.3 · Federal Unemployment	87.10	89.67	43.02	620.84	86.66	13.16	42.82	983.27			
22 · Retirement contributions											
22.2 · FRS paid by District	10,920.50	11,286.23	11,437.82	16,832.67	10,700.74	10,828.01	11,480.90	83,486.87			
22 · Retirement contributions - Other	0.00	0.00	0.00	0.00	0.00	0.00	0.00	0.00			
Total 22 · Retirement contributions	10,920.50	11,286.23	11,437.82	16,832.67	10,700.74	10,828.01	11,480.90	83,486.87	135,845.27	-52,358.40	61.46%
23 · Life and Health Insurance											
23.1 · AFLAC	50.84	47.94	47.94	-380.01	25.50	73.65	73.65	-60.49			
23.2 · Walton County Group Medical	15,291.55	18,198.13	19,977.29	17,895.92	18,128.91	18,286.63	18,128.91	125,907.34			
23.3 · Walton County Vision	38.81	36.34	18.62	-28.78	27.48	-130.24	54.06	16.29			

**South Walton County Mosquito Control District
Profit & Loss Budget vs. Actual
October 2022 through April 2023**

									TOTAL		
	Oct 22	Nov 22	Dec 22	Jan 23	Feb 23	Mar 23	Apr 23	Oct '22 - Apr 23	Budget	\$ Over Budget	% of Budget
23.35 · Walton County Life (OCHS)	-69.34	76.64	76.82	-173.69	-14.56	-11.78	6.28	-109.63			
23.4 · METLIFE	244.10	326.30	350.10	387.50	328.90	307.70	328.90	2,273.50			
23.5 · Unum	928.53	1,141.66	1,665.41	1,403.29	1,261.37	1,213.11	1,272.72	8,886.09			
23.55 · Unum Dental	638.41	978.48	846.26	831.80	799.76	760.49	799.76	5,654.96			
23.7 · Supplement Insurance Program	20.00	20.00	20.00	1,136.00	20.00	20.00	20.00	1,256.00			
23 · Life and Health Insurance - Other	0.00	0.00	0.00	0.00	0.00	0.00	0.00	0.00			
Total 23 · Life and Health Insurance	17,142.90	20,825.49	23,002.44	21,072.03	20,577.36	20,519.56	20,684.28	143,824.06	325,000.00	-181,175.94	44.25%
24 · WORKERS COMP	0.00	0.00	3,980.75	0.00	0.00	3,415.75	0.00	7,396.50	15,000.00	-7,603.50	49.31%
25 · Unemployment Compensation	0.00	-108.00	0.00	0.00	0.00	0.00	237.14	129.14	15,000.00	-14,870.86	0.86%
26 · Other postemployment benefits											
26.2 · Jose Hernandez	790.52	790.52	3,283.32	790.52	790.52	790.52	790.52	8,026.44			
26.3 · Geraldine Via	818.79	818.79	818.79	3,048.79	818.79	818.79	818.79	7,961.53			
Total 26 · Other postemployment benefits	1,609.31	1,609.31	4,102.11	3,839.31	1,609.31	1,609.31	1,609.31	15,987.97			
Total 20 · PERSONAL SERVICES BENEFITS	35,587.43	39,688.84	48,576.89	50,853.45	38,406.33	41,886.78	39,928.70	294,928.42	588,364.03	-293,435.61	50.13%
30 · OPERATING EXPENSES											
30.3 · Kristine Faulk	150.00	300.00	0.00	150.00	150.00	150.00	150.00	1,050.00	1,800.00	-750.00	58.33%
30.4 · Donna Johns	150.00	0.00	0.00	0.00	145.22	0.00	0.00	295.22	1,800.00	-1,504.78	16.4%
30.5 · J Doug Liles	150.00	150.00	150.00	150.00	150.00	150.00	150.00	1,050.00	1,800.00	-750.00	58.33%
31 · Professional Services											
31.1 · Property Appraiser Fees (quarterly pymt)	18,286.91	0.00	0.00	18,286.91	0.00	18,286.91	0.00	54,860.73	70,000.00	-15,139.27	78.37%
31.2 · Tax Collector Fees	2.67	34,417.89	65,114.38	7,030.75	3,035.36	3,425.19	4,886.81	117,913.05	126,188.10	-8,275.05	93.44%
31.4 · Medical Services	463.00	0.00	0.00	0.00	136.00	88.00	0.00	687.00	5,000.00	-4,313.00	13.74%
Total 31 · Professional Services	18,752.58	34,417.89	65,114.38	25,317.66	3,171.36	21,800.10	4,886.81	173,460.78	201,188.10	-27,727.32	86.22%
31.3 · Legal and Engineering Service											
31.6 · Legal Services	0.00	1,187.50	112.50	1,450.00	1,339.57	2,500.00	912.50	7,502.07			
31.3 · Legal and Engineering Service - Other	0.00	0.00	0.00	0.00	0.00	48.00	0.00	48.00			
Total 31.3 · Legal and Engineering Service	0.00	1,187.50	112.50	1,450.00	1,339.57	2,548.00	912.50	7,550.07	100,000.00	-92,449.93	7.55%
32 · ACCOUNTING & AUDITING	0.00	0.00	1,500.00	0.00	0.00	2,625.00	0.00	4,125.00	25,000.00	-20,875.00	16.5%
34.00 · Other Services											
34.12 · Other services IT Hosting											
34.125 · Cumulus	1,944.00	0.00	0.00	0.00	0.00	0.00	0.00	1,944.00			
34.12 · Other services IT Hosting - Other	0.00	0.00	0.00	0.00	0.00	0.00	0.00	0.00			
Total 34.12 · Other services IT Hosting	1,944.00	0.00	0.00	0.00	0.00	0.00	0.00	1,944.00			
34.20 · UNIFIRST	1,574.07	910.48	494.61	463.08	817.35	1,034.42	672.84	5,966.85			
34.31 · Tech Planet MONTHLY FEES	1,140.25	1,243.25	1,245.25	1,245.25	0.00	1,296.25	1,316.75	7,487.00			
34.33 · Other Contractual Services	38.47	233.60	633.03	124.90	405.74	396.53	391.23	2,223.50			
34.00 · Other Services - Other	0.00	0.00	285.00	0.00	0.00	0.00	240.00	525.00			
Total 34.00 · Other Services	4,696.79	2,387.33	2,657.89	1,833.23	1,223.09	2,727.20	2,620.82	18,146.35	19,600.00	-1,453.65	92.58%

South Walton County Mosquito Control District
Profit & Loss Budget vs. Actual
October 2022 through April 2023

									TOTAL		
	Oct 22	Nov 22	Dec 22	Jan 23	Feb 23	Mar 23	Apr 23	Oct '22 - Apr 23	Budget	\$ Over Budget	% of Budget
30 · OPERATING EXPENSES - Other	65.96	0.00	0.00	0.00	0.00	0.00	0.00	65.96			
Total 30 · OPERATING EXPENSES	23,965.33	38,442.72	69,534.77	28,900.89	6,179.24	30,000.30	8,720.13	205,743.38	351,188.10	-145,444.72	58.59%
40 · TRAVEL & PER DIEM											
40.1 · PER DIEM OR MEALS	0.00	810.00	576.04	813.50	1,230.24	543.39	230.33	4,203.50	20,000.00	-15,796.50	21.02%
40.2 · INCIDENTAL TRAVEL	0.00	40.00	12.00	0.00	60.00	79.20	-136.22	54.98	1,000.00	-945.02	5.5%
40.3 · PRIVATE VEHICLES	0.00	465.16	566.67	0.00	1,453.02	610.77	369.76	3,465.38	9,000.00	-5,534.62	38.5%
40.4 · Hotel	1,008.00	2,394.17	407.15	582.35	3,749.03	3,712.81	0.00	11,853.51	20,000.00	-8,146.49	59.27%
40.5 · Air Lines	0.00	817.92	910.74	780.15	30.00	0.00	0.00	2,538.81			
40 · TRAVEL & PER DIEM - Other	0.00	0.00	12.00	0.00	0.00	0.00	0.00	12.00			
Total 40 · TRAVEL & PER DIEM	1,008.00	4,527.25	2,484.60	2,176.00	6,522.29	4,946.17	463.87	22,128.18	50,000.00	-27,871.82	44.26%
41 · COMMUNICATION SERVICES											
41.1 · Cellular Service	0.00	1,093.89	1,325.86	1,291.01	1,263.64	1,439.46	1,332.73	7,746.59			
41.2 · Office Phone & Internet	986.74	973.11	990.53	1,007.26	1,020.30	1,020.30	1,020.30	7,018.54			
41 · COMMUNICATION SERVICES - Other	0.00	45.83	0.00	0.00	0.00	0.00	0.00	45.83			
Total 41 · COMMUNICATION SERVICES	986.74	2,112.83	2,316.39	2,298.27	2,283.94	2,459.76	2,353.03	14,810.96	25,000.00	-10,189.04	59.24%
42 · FREIGHT SERVICES	854.96	181.88	92.36	2,846.31	0.00	44.84	168.47	4,188.82	3,000.00	1,188.82	139.63%
43 · UTILITY SERVICES											
43.02 · Water/Sewer	0.00	65.61	0.00	180.38	196.76	70.14	65.61	578.50			
43.03 · Electrical	651.81	649.37	389.14	667.97	576.37	495.14	0.00	3,429.80			
43.04 · GARBAGE SOLID WASTE SERVICES	94.20	94.20	94.20	94.20	94.20	94.20	94.20	659.40			
43 · UTILITY SERVICES - Other	0.00	0.00	0.00	0.00	0.00	0.00	602.46	602.46			
Total 43 · UTILITY SERVICES	746.01	809.18	483.34	942.55	867.33	659.48	762.27	5,270.16	20,000.00	-14,729.84	26.35%
44 · RENTALS & LEASES	1,359.48	1,477.81	1,790.82	1,386.15	1,386.15	1,386.15	1,494.56	10,281.12	50,000.00	-39,718.88	20.56%
45 · INSURANCE											
45.3 · FLOOD INSURANCE	0.00	0.00	0.00	0.00	3,682.00	0.00	0.00	3,682.00			
45.6 · General liability	3,575.75	0.00	0.00	46,264.00	0.00	0.00	0.00	49,839.75			
45 · INSURANCE - Other	0.00	0.00	0.00	0.00	0.00	0.00	0.00	0.00			
Total 45 · INSURANCE	3,575.75	0.00	0.00	46,264.00	3,682.00	0.00	0.00	53,521.75	65,000.00	-11,478.25	82.34%
46 · REPAIR & MAINTENANCE SERVICES											
46.11 · Maint Bldg/Ground by others	0.00	0.00	0.00	0.00	0.00	999.99	0.00	999.99	10,000.00	-9,000.01	10.0%
46.2 · Maintenance of Automotive Equip	0.00	0.00	0.00	575.57	0.00	70.00	1,752.00	2,397.57	3,000.00	-602.43	79.92%
46.3 · Maintenance of Equipment Office											
46.31 · Software Maintenance Office Eq	1,378.99	1,856.12	202.99	5,578.99	2,310.39	167.99	1,899.99	13,395.46	31,000.00	-17,604.54	43.21%
46.33 · IFIX COMPUTERS	1,032.97	503.93	0.00	429.75	725.79	0.00	503.90	3,196.34			
46.3 · Maintenance of Equipment Office - Other	0.00	0.00	0.00	1,245.25	0.00	0.00	0.00	1,245.25	2,000.00	-754.75	62.26%
Total 46.3 · Maintenance of Equipment Office	2,411.96	2,360.05	202.99	7,253.99	3,036.18	167.99	2,403.89	17,837.05	33,000.00	-15,162.95	54.05%
46.4 · Maint Other Equipment by others	0.00	0.00	322.52	0.00	0.00	0.00	108.00	430.52	5,450.00	-5,019.48	7.9%
46.5 · Maint of Build & Grounds by Dis	0.00	27.73	36.22	1,162.30	10.98	24.48	0.00	1,261.71	10,000.00	-8,738.29	12.62%

Drone Software \$1,700

South Walton County Mosquito Control District
Profit & Loss Budget vs. Actual
October 2022 through April 2023

									TOTAL		
	Oct 22	Nov 22	Dec 22	Jan 23	Feb 23	Mar 23	Apr 23	Oct '22 - Apr 23	Budget	\$ Over Budget	% of Budget
46.6 · Maint of equipment by District	896.63	844.22	0.00	1,198.77	0.00	104.88	209.45	3,253.95	16,260.00	-13,006.05	20.01%
46.61 · Maintenance material	0.00	0.00	0.00	0.00	5.07	0.00	0.00	5.07			
Total 46 · REPAIR & MAINTENANCE SERVICES	3,308.59	3,232.00	561.73	10,190.63	3,052.23	1,367.34	4,473.34	26,185.86	77,710.00	-51,524.14	33.7%
47 · PRINTING & BINDING	0.00	229.06	200.00	0.00	452.88	362.00	52.85	1,296.79	2,500.00	-1,203.21	51.87%
48 · PROMOTIONAL ACTIVITIES	962.00	168.46	25.00	85.00	767.60	310.16	1,297.91	3,616.13	10,000.00	-6,383.87	36.16%
49 · OTHER CURRENT CHARGES											
49.1 · Other Government Agencies	530.28	192.00	0.00	0.00	32.95	74.85	1,995.00	2,825.08			
49.2 · advertising required by law	618.65	195.25	5.50	515.74	1,593.31	7.00	22.75	2,958.20			
49 · OTHER CURRENT CHARGES - Other	51.80	103.60	37.00	45.40	32.60	34.60	36.20	341.20			
Total 49 · OTHER CURRENT CHARGES	1,200.73	490.85	42.50	561.14	1,658.86	116.45	2,053.95	6,124.48	8,000.00	-1,875.52	76.56%
50 · SUPPLIES/MATERIALS											
50.1 · Culligan	56.90	48.50	56.90	48.50	49.72	0.00	87.02	347.54			
50.3 · Employee Committee	336.97	173.31	3,393.00	126.16	75.29	101.83	45.93	4,252.49			
51 · Office Supplies	555.71	628.36	890.57	132.54	258.09	1,394.08	365.49	4,224.84			
Total 50 · SUPPLIES/MATERIALS	949.58	850.17	4,340.47	307.20	383.10	1,495.91	498.44	8,824.87	20,000.00	-11,175.13	44.12%
52 · Operating Supplies											
52.1 · Gasoline Oil Lubricant											
52.11 · Gasoline	2,276.94	3,123.08	1,008.33	2,049.62	1,064.90	1,543.41	2,701.06	13,767.34			
52.12 · Diesel	27.31	2,064.19	0.00	850.84	866.36	0.00	827.56	4,636.26			
52.1 · Gasoline Oil Lubricant - Other	182.10	0.00	0.00	0.00	0.00	677.68	0.00	859.78			
Total 52.1 · Gasoline Oil Lubricant	2,486.35	5,187.27	1,008.33	2,900.46	1,931.26	2,221.09	3,528.62	19,263.38	50,000.00	-30,736.62	38.53%
52.2 · Chemicals Solvents Additives											
52.20 · VECTOLEX FG	14,630.00	14,630.00	14,630.00	0.00	0.00	0.00	0.00	43,890.00			
52.202 · Fyfanon	19,001.00	0.00	0.00	0.00	0.00	0.00	0.00	19,001.00			
52.204 · VMX Vectomax FG	0.00	0.00	0.00	0.00	0.00	15,398.00	15,398.00	30,796.00			
52.21 · Natular XRT Tablet	8,606.40	0.00	0.00	0.00	0.00	0.00	0.00	8,606.40			
52.22 · VLX VCTOLEX WDG	0.00	0.00	0.00	0.00	0.00	3,049.50	0.00	3,049.50			
52.23 · NatularG30 Clarke	0.00	0.00	0.00	38,760.00	0.00	0.00	0.00	38,760.00			
52.25 · Fourstar BTI CRG 35 lb	0.00	0.00	0.00	0.00	0.00	18,513.60	0.00	18,513.60			
52.26 · Altosid XR Slim	0.00	0.00	0.00	0.00	36,009.60	3,273.60	0.00	39,283.20			
52.2 · Chemicals Solvents Additives - Other	0.00	0.00	0.00	0.00	0.00	0.00	0.00	0.00			
Total 52.2 · Chemicals Solvents Additives	42,237.40	14,630.00	14,630.00	38,760.00	36,009.60	40,234.70	15,398.00	201,899.70	500,000.00	-298,100.30	40.38%
52.3 · Clothing and Wearing Apparel											
52.31 · uniforms	0.00	0.00	0.00	0.00	0.00	0.00	0.00	0.00			
52.32 · Boots	583.41	78.78	164.95	0.00	-151.99	72.69	216.43	964.27			
52.3 · Clothing and Wearing Apparel - Other	429.80	55.98	42.94	0.00	0.00	0.00	0.00	528.72			
Total 52.3 · Clothing and Wearing Apparel	1,013.21	134.76	207.89	0.00	-151.99	72.69	216.43	1,492.99	10,000.00	-8,507.01	14.93%
52.4 · Misc Supplies & Incidentals											

Assistance on waiver for FAA on Drone

Additional driving with night spray missions.

South Walton County Mosquito Control District
Profit & Loss Budget vs. Actual
October 2022 through April 2023

									TOTAL		
	Oct 22	Nov 22	Dec 22	Jan 23	Feb 23	Mar 23	Apr 23	Oct '22 - Apr 23	Budget	\$ Over Budget	% of Budget
52.41 · Yellow Fly	0.00	0.00	0.00	0.00	0.00	10,362.99	0.00	10,362.99			
52.411 · UAS - Drone Supplies	269.50	574.99	26.00	0.00	0.00	1,052.24	0.00	1,922.73			
52.42 · Mosquito	269.16	0.00	45.97	171.46	97.78	294.56	312.00	1,190.93			
52.43 · DITCHES	0.00	0.00	0.00	1,096.34	177.20	0.00	0.00	1,273.54			
52.44 · Safety	155.63	1,497.96	-1,677.54	0.00	12.47	1,002.93	119.68	1,111.13			
52.45 · Shop	121.28	459.16	294.71	223.65	346.90	574.92	550.54	2,571.16			
52.47 · Chickens	123.92	89.75	203.71	617.16	0.00	606.77	443.31	2,084.62			
52.48 · Lab	5,685.00	0.00	58.56	0.00	572.56	20.76	71.54	6,408.42			
52.49 · Fish	0.00	0.00	0.00	1,791.26	830.10	1,188.05	0.00	3,809.41			
52.4 · Misc Supplies & Incidentals - Other	714.00	0.00	2,737.26	78.02	0.00	74.22	0.00	3,603.50			
Total 52.4 · Misc Supplies & Incidentals	7,338.49	2,621.86	1,688.67	3,977.89	2,037.01	15,177.44	1,497.07	34,338.43	90,000.00	-55,661.57	38.15%
52.5 · Tool and small implements	0.00	1,175.00	0.00	199.00	0.00	38.59	52.50	1,465.09	10,000.00	-8,534.91	14.65%
Total 52 · Operating Supplies	53,075.45	23,748.89	17,534.89	45,837.35	39,825.88	57,744.51	20,692.62	258,459.59	660,000.00	-401,540.41	39.16%
54 · BOOKS, DUES & SUBSCRIPTIONS	404.82	470.65	242.99	8,085.00	445.00	0.00	467.94	10,116.40	35,000.00	-24,883.60	28.9%
55 · TRAINING											
55.1 · Conferences	2,475.00	0.00	90.00	485.00	375.00	0.00	0.00	3,425.00			
55.2 · Classroom Education	0.00	0.00	2,370.00	4,934.90	2,208.25	-910.00	1,805.40	10,408.55			
55 · TRAINING - Other	100.00	0.00	420.00	180.00	15.00	75.00	690.00	1,480.00			
Total 55 · TRAINING	2,575.00	0.00	2,880.00	5,599.90	2,598.25	-835.00	2,495.40	15,313.55	50,000.00	-34,686.45	30.63%
60 · CAPITAL OUTLAY											
60.1 · DAG	3,500.00	0.00	0.00	0.00	14,857.80	3,432.34	0.00	21,790.14			
60 · CAPITAL OUTLAY - Other	160,318.43	153,989.00	2,106.00	68,403.36	10,463.60	0.00	0.00	395,280.39			
Total 60 · CAPITAL OUTLAY	163,818.43	153,989.00	2,106.00	68,403.36	25,321.40	3,432.34	0.00	417,070.53	9,463,500.00	-9,046,429.47	4.41%
66900 · Reconciliation Discrepancies	168.27	0.00	0.00	0.00	0.00	0.00	-173.82	-5.55			
89 · CONTINQUENCY	0.00	0.00	0.00	0.00	0.00	0.00	0.00	0.00	600,000.00	-600,000.00	0.0%
Total Expense	372,834.81	351,748.87	234,927.92	390,372.46	208,046.07	220,511.24	165,763.21	1,944,204.58	13,354,017.13	-11,409,812.55	14.56%
Net Income	-362,796.76	1,373,746.63	3,087,964.05	52,712.89	-12,325.41	-4,671.40	125,749.82	4,260,379.82	-6,963,112.32	11,223,492.14	-61.19%

South Walton County Mosquito Control District Profit & Loss Prev Year Comparison October 2022 through April 2023

	Oct '22 - Apr 23	Oct '21 - Apr 22	\$ Change	% Change
Income				
130.005 · Receivable - Insurance	-83.93	0.00	-83.93	-100.0%
311.000 · AD VALOREM				
311.001 · Prior Year Taxes/Other	225.38	16,242.29	-16,016.91	-98.61%
311.000 · AD VALOREM - Other	5,889,247.07	5,074,548.38	814,698.69	16.06%
Total 311.000 · AD VALOREM	<u>5,889,472.45</u>	<u>5,090,790.67</u>	<u>798,681.78</u>	<u>15.69%</u>
364.000 · Disposition of Fixed Assets	77,200.00	157,000.00	-79,800.00	-50.83%
369.000 · Other Misc Revenues	416.85	597.34	-180.49	-30.22%
370 · Insurance Proceeds	100.00	0.00	100.00	100.0%
380 · Other Sources	858.31	0.00	858.31	100.0%
402.001 · Interest income	236,620.72	6,044.05	230,576.67	3,814.94%
Total Income	<u>6,204,584.40</u>	<u>5,254,432.06</u>	<u>950,152.34</u>	<u>18.08%</u>
Gross Profit	6,204,584.40	5,254,432.06	950,152.34	18.08%
Expense				
10 · PERSONAL SERVICES				
11 · Commissioner Salaries	6,092.46	8,307.90	-2,215.44	-26.67%
12 · Regular Salaries and wages				
16 · Compensated annual leave	30,577.94	29,783.86	794.08	2.67%
12 · Regular Salaries and wages - Other	546,158.68	438,496.64	107,662.04	24.55%
Total 12 · Regular Salaries and wages	<u>576,736.62</u>	<u>468,280.50</u>	<u>108,456.12</u>	<u>23.16%</u>
14 · Overtime				
18 · Compensated Compensatory Leave	1,717.58	3,405.86	-1,688.28	-49.57%
14 · Overtime - Other	1,782.48	483.98	1,298.50	268.3%
Total 14 · Overtime	<u>3,500.06</u>	<u>3,889.84</u>	<u>-389.78</u>	<u>-10.02%</u>
10 · PERSONAL SERVICES - Other	<u>0.00</u>	<u>0.00</u>	<u>0.00</u>	<u>0.0%</u>
Total 10 · PERSONAL SERVICES	586,329.14	480,478.24	105,850.90	22.03%
20 · PERSONAL SERVICES BENEFITS				
21 · FICA Taxes	43,120.61	35,691.31	7,429.30	20.82%
21.3 · Federal Unemployment	983.27	1,300.42	-317.15	-24.39%
22 · Retirement contributions				
22.2 · FRS paid by District	83,486.87	61,706.58	21,780.29	35.3%
Total 22 · Retirement contributions	<u>83,486.87</u>	<u>61,706.58</u>	<u>21,780.29</u>	<u>35.3%</u>
23 · Life and Health Insurance				

South Walton County Mosquito Control District Profit & Loss Prev Year Comparison October 2022 through April 2023

	Oct '22 - Apr 23	Oct '21 - Apr 22	\$ Change	% Change
23.1 · AFLAC	-60.49	390.68	-451.17	-115.48%
23.2 · Walton County Group Medical	125,907.34	126,405.93	-498.59	-0.39%
23.3 · Walton County Vision	16.29	167.70	-151.41	-90.29%
23.35 · Walton County Life (OCHS)	-109.63	-327.73	218.10	66.55%
23.4 · METLIFE	2,273.50	1,950.70	322.80	16.55%
23.5 · Unum	8,886.09	7,497.20	1,388.89	18.53%
23.55 · Unum Dental	5,654.96	4,227.95	1,427.01	33.75%
23.6 · Guardian	0.00	0.00	0.00	0.0%
23.7 · Supplement Insurance Program	1,256.00	1,284.00	-28.00	-2.18%
Total 23 · Life and Health Insurance	143,824.06	141,596.43	2,227.63	1.57%
24 · WORKERS COMP	7,396.50	9,262.75	-1,866.25	-20.15%
25 · Unemployment Compensation	129.14	-1,364.35	1,493.49	109.47%
26 · Other postemployment benefits				
26.2 · Jose Hernandez	8,026.44	8,153.54	-127.10	-1.56%
26.3 · Geraldine Via	7,961.53	8,066.93	-105.40	-1.31%
Total 26 · Other postemployment benefits	15,987.97	16,220.47	-232.50	-1.43%
Total 20 · PERSONAL SERVICES BENEFITS	294,928.42	264,413.61	30,514.81	11.54%
30 · OPERATING EXPENSES				
30.3 · Kristine Faulk	1,050.00	1,050.00	0.00	0.0%
30.4 · Donna Johns	295.22	1,050.00	-754.78	-71.88%
30.5 · J Doug Liles	1,050.00	1,050.00	0.00	0.0%
31 · Professional Services				
31.1 · Property Appraiser Fees	54,860.73	49,497.46	5,363.27	10.84%
31.2 · Tax Collector Fees	117,913.05	101,093.40	16,819.65	16.64%
31.4 · Medical Services	687.00	761.00	-74.00	-9.72%
31 · Professional Services - Other	0.00	261.79	-261.79	-100.0%
Total 31 · Professional Services	173,460.78	151,613.65	21,847.13	14.41%
31.3 · Legal and Engineering Service				
31.5 · Hydro Engineering Services	0.00	15,160.00	-15,160.00	-100.0%
31.6 · Legal Services	7,502.07	14,838.80	-7,336.73	-49.44%
31.3 · Legal and Engineering Service - Other	48.00	-3,626.00	3,674.00	101.32%
Total 31.3 · Legal and Engineering Service	7,550.07	26,372.80	-18,822.73	-71.37%

South Walton County Mosquito Control District Profit & Loss Prev Year Comparison October 2022 through April 2023

	Oct '22 - Apr 23	Oct '21 - Apr 22	\$ Change	% Change
32 · ACCOUNTING & AUDITING				
32.2 · OPEB	0.00	1,850.00	-1,850.00	-100.0%
32 · ACCOUNTING & AUDITING - Other	4,125.00	8.70	4,116.30	47,313.79%
Total 32 · ACCOUNTING & AUDITING	4,125.00	1,858.70	2,266.30	121.93%
34.00 · Other Services				
34.12 · Other services IT Hosting				
34.125 · Cumulus	1,944.00	1,811.48	132.52	7.32%
34.12 · Other services IT Hosting - Other	0.00	765.34	-765.34	-100.0%
Total 34.12 · Other services IT Hosting	1,944.00	2,576.82	-632.82	-24.56%
34.20 · UNIFIRST	5,966.85	3,429.58	2,537.27	73.98%
34.31 · Tech Planet MONTHLY FEES	7,487.00	6,191.50	1,295.50	20.92%
34.33 · Other Contractual Services	2,223.50	458.54	1,764.96	384.91%
34.00 · Other Services - Other	525.00	601.00	-76.00	-12.65%
Total 34.00 · Other Services	18,146.35	13,257.44	4,888.91	36.88%
30 · OPERATING EXPENSES - Other	65.96	0.00	65.96	100.0%
Total 30 · OPERATING EXPENSES	205,743.38	196,252.59	9,490.79	4.84%
40 · TRAVEL & PER DIEM				
40.1 · PER DIEM OR MEALS	4,203.50	5,772.47	-1,568.97	-27.18%
40.2 · INCIDENTAL TRAVEL	54.98	496.14	-441.16	-88.92%
40.3 · PRIVIATE VEHICLES	3,465.38	7,525.59	-4,060.21	-53.95%
40.4 · Hotel	11,853.51	17,927.27	-6,073.76	-33.88%
40.5 · Air Lines	2,538.81	817.32	1,721.49	210.63%
40 · TRAVEL & PER DIEM - Other	12.00	167.83	-155.83	-92.85%
Total 40 · TRAVEL & PER DIEM	22,128.18	32,706.62	-10,578.44	-32.34%
41 · COMMUNICATION SERVICES				
41.1 · Cellular Service	7,746.59	6,489.74	1,256.85	19.37%
41.2 · Office Phone & Internet	7,018.54	5,900.13	1,118.41	18.96%
41 · COMMUNICATION SERVICES - Other	45.83	0.00	45.83	100.0%
Total 41 · COMMUNICATION SERVICES	14,810.96	12,389.87	2,421.09	19.54%
42 · FREIGHT SERVICES	4,188.82	1,172.64	3,016.18	257.21%
43 · UTILITY SERVICES				
43.02 · Water/Sewer	578.50	835.52	-257.02	-30.76%
43.03 · Electrical	3,429.80	3,580.19	-150.39	-4.2%

South Walton County Mosquito Control District Profit & Loss Prev Year Comparison October 2022 through April 2023

	Oct '22 - Apr 23	Oct '21 - Apr 22	\$ Change	% Change
43.04 · GARBAGE SOLID WASTE SERVICES	659.40	819.06	-159.66	-19.49%
43 · UTILITY SERVICES - Other	602.46	0.00	602.46	100.0%
Total 43 · UTILITY SERVICES	5,270.16	5,234.77	35.39	0.68%
44 · RENTALS & LEASES	10,281.12	710.06	9,571.06	1,347.92%
45 · INSURANCE				
45.3 · FLOOD INSURANCE	3,682.00	5,215.00	-1,533.00	-29.4%
45.6 · General liability	49,839.75	34,645.00	15,194.75	43.86%
Total 45 · INSURANCE	53,521.75	39,860.00	13,661.75	34.27%
46 · REPAIR & MAINTENANCE SERVICES				
46.11 · Maint Bldg/Ground by others	999.99	1,112.00	-112.01	-10.07%
46.2 · Maintenance of Automotive Equip	2,397.57	550.00	1,847.57	335.92%
46.3 · Maintenance of Equipment Office				
46.31 · Software Maintenance Office Eq	13,395.46	11,168.02	2,227.44	19.95%
46.33 · IFIX COMPUTERS	3,196.34	4,026.03	-829.69	-20.61%
46.3 · Maintenance of Equipment Office - Other	1,245.25	2,268.25	-1,023.00	-45.1%
Total 46.3 · Maintenance of Equipment Office	17,837.05	17,462.30	374.75	2.15%
46.4 · Maint Other Equipment by others	430.52	0.00	430.52	100.0%
46.5 · Maint of Build & Grounds by Dis	1,261.71	882.76	378.95	42.93%
46.6 · Maint of equipment by District	3,253.95	3,543.60	-289.65	-8.17%
46.61 · Maintenance material	5.07	0.00	5.07	100.0%
Total 46 · REPAIR & MAINTENANCE SERVICES	26,185.86	23,550.66	2,635.20	11.19%
47 · PRINTING & BINDING	1,296.79	374.53	922.26	246.25%
48 · PROMOTIONAL ACTIVITIES	3,616.13	554.99	3,061.14	551.57%
49 · OTHER CURRENT CHARGES				
49.1 · Other Government Agencies	2,825.08	784.80	2,040.28	259.98%
49.2 · advertising required by law	2,958.20	1,526.96	1,431.24	93.73%
49 · OTHER CURRENT CHARGES - Other	341.20	53.30	287.90	540.15%
Total 49 · OTHER CURRENT CHARGES	6,124.48	2,365.06	3,759.42	158.96%
50 · SUPPLIES/MATERIALS				
50.1 · Culligan	347.54	378.60	-31.06	-8.2%
50.3 · Employee Committee	4,252.49	1,608.98	2,643.51	164.3%
51 · Office Supplies	4,224.84	4,919.34	-694.50	-14.12%
Total 50 · SUPPLIES/MATERIALS	8,824.87	6,906.92	1,917.95	27.77%

South Walton County Mosquito Control District Profit & Loss Prev Year Comparison October 2022 through April 2023

	Oct '22 - Apr 23	Oct '21 - Apr 22	\$ Change	% Change
52 · Operating Supplies				
52.1 · Gasoline Oil Lubricant				
52.11 · Gasoline	13,767.34	11,996.22	1,771.12	14.76%
52.12 · Diesel	4,636.26	4,405.18	231.08	5.25%
52.1 · Gasoline Oil Lubricant - Other	859.78	0.00	859.78	100.0%
Total 52.1 · Gasoline Oil Lubricant	19,263.38	16,401.40	2,861.98	17.45%
52.2 · Chemicals Solvents Additives				
52.20 · VECTOLEX FG	43,890.00	10,538.00	33,352.00	316.49%
52.201 · PermaSease	0.00	77,588.00	-77,588.00	-100.0%
52.202 · Fyfanon	19,001.00	16,421.00	2,580.00	15.71%
52.203 · Metalarv XRP	0.00	21,158.00	-21,158.00	-100.0%
52.204 · VMX Vectomax FG	30,796.00	0.00	30,796.00	100.0%
52.21 · Natular XRT Tablet	8,606.40	0.00	8,606.40	100.0%
52.22 · VLX VCTOLEX WDG	3,049.50	4,486.07	-1,436.57	-32.02%
52.23 · NatularG30 Clarke	38,760.00	30,740.00	8,020.00	26.09%
52.25 · Fourstar BTI CRG 35 lb	18,513.60	16,200.45	2,313.15	14.28%
52.26 · Altosid XR Slim	39,283.20	0.00	39,283.20	100.0%
Total 52.2 · Chemicals Solvents Additives	201,899.70	177,131.52	24,768.18	13.98%
52.3 · Clothing and Wearing Apparel				
52.31 · uniforms	0.00	0.00	0.00	0.0%
52.32 · Boots	964.27	931.45	32.82	3.52%
52.33 · Misc. clothing	0.00	20.71	-20.71	-100.0%
52.3 · Clothing and Wearing Apparel - Other	528.72	0.00	528.72	100.0%
Total 52.3 · Clothing and Wearing Apparel	1,492.99	952.16	540.83	56.8%
52.4 · Misc Supplies & Incidentals				
52.41 · Yellow Fly	10,362.99	2,078.83	8,284.16	398.5%
52.411 · UAS - Drone Supplies	1,922.73	0.00	1,922.73	100.0%
52.42 · Mosquito	1,190.93	1,088.26	102.67	9.43%
52.43 · DITCHES	1,273.54	854.40	419.14	49.06%
52.44 · Safety				
52.441 · COVID	0.00	265.92	-265.92	-100.0%
52.44 · Safety - Other	1,111.13	2,785.15	-1,674.02	-60.11%
Total 52.4 · Safety	1,111.13	3,051.07	-1,939.94	-63.58%

South Walton County Mosquito Control District Profit & Loss Prev Year Comparison October 2022 through April 2023

	Oct '22 - Apr 23	Oct '21 - Apr 22	\$ Change	% Change
52.45 · Shop	2,571.16	1,852.80	718.36	38.77%
52.47 · Chickens	2,084.62	2,480.49	-395.87	-15.96%
52.48 · Lab	6,408.42	7,815.33	-1,406.91	-18.0%
52.49 · Fish	3,809.41	293.49	3,515.92	1,197.97%
52.4 · Misc Supplies & Incidentals - Other	3,603.50	1,538.33	2,065.17	134.25%
Total 52.4 · Misc Supplies & Incidentals	34,338.43	21,053.00	13,285.43	63.11%
52.5 · Tool and small implements	1,465.09	4,753.63	-3,288.54	-69.18%
Total 52 · Operating Supplies	258,459.59	220,291.71	38,167.88	17.33%
54 · BOOKS, DUES & SUBSCRIPTIONS	10,116.40	11,386.32	-1,269.92	-11.15%
55 · TRAINING				
55.1 · Conferences	3,425.00	9,943.69	-6,518.69	-65.56%
55.2 · Classroom Education	10,408.55	8,672.88	1,735.67	20.01%
55 · TRAINING - Other	1,480.00	7,642.21	-6,162.21	-80.63%
Total 55 · TRAINING	15,313.55	26,258.78	-10,945.23	-41.68%
60 · CAPITAL OUTLAY				
60.1 · DAG	21,790.14	47,565.06	-25,774.92	-54.19%
60 · CAPITAL OUTLAY - Other	395,280.39	629,568.74	-234,288.35	-37.21%
Total 60 · CAPITAL OUTLAY	417,070.53	677,133.80	-260,063.27	-38.41%
66900 · Reconciliation Discrepancies	-5.55	0.00	-5.55	-100.0%
Total Expense	1,944,204.58	2,002,041.17	-57,836.59	-2.89%
Net Income	4,260,379.82	3,252,390.89	1,007,988.93	30.99%



Legal



Operations

SOUTH WALTON COUNTY MOSQUITO CONTROL DISTRICT

Operations Report April 2023

MONTHLY VALUES				ON HAND		
ADULTICIDE						
CHEMICAL	MONTHLY OUTPUT	UNIT	UNIT VALUE	MONTHLY \$ VALUE	MONTHLY INVENTORY	INVENTORY \$\$
PERMASEASE 3-15	57	GAL	\$51.73	\$2,948.61	143	\$7,397.39
Fyfanon EW	24.5	GAL	\$54.74	\$600.25	65.5	\$3,585.47
TOTAL				\$3,548.86	TOTAL	
					\$10,982.86	
LARVICIDE						
CHEMICAL	MONTHLY OUTPUT	UNIT	UNIT VALUE	MONTHLY \$ VALUE	MONTHLY INVENTORY	INVENTORY \$\$
	0	POUND	\$0.00		0	\$0.00
ALTOSID XR	1	EACH	\$3.42	\$3.44	871	\$2,978.82
	0	POUND	\$0.00	\$0.00	0	\$0.00
VECTOBAC WDG	0	POUND	\$35.00	\$0.00	27.25	\$953.75
Vectolex FG	0	POUND	\$6.26	\$0.00	0	\$0.00
COCO BEAR	2	OUNCE	\$0.15	\$0.31	12,890	\$1,968.30
VECTOLEX WDG	2.5	POUND	\$62.31	\$155.78	62.5	\$3,894.38
FOURSTAR BTI CRG	0	POUND	\$11.93	\$0.00	0	\$0.00
MetaLarv	4	EACH	\$1.89	\$7.56	454	\$857.65
NATULAR G30	0	POUND	\$15.83	\$0.00	0	\$0.00
NATULAR XRT	0	EACH	\$4.63	\$0.00	1366	\$6,324.58
VectoMax FG	1436.5	EACH	\$8.75	\$12,569.38	1076	\$9,415.00
	0	GAL	\$0.00	\$0.00	0	\$0.00
TOTAL			\$12,736.45		TOTAL	
					\$26,392.48	
HERBICIDE						
Cornerstone	0	OZ	\$0.10	\$0.00	512	\$51.20
Rodeo	0	OZ	\$0.00	\$0.00	4480	\$0.00
SURF AC	0	OZ	\$0.10	\$0.00	5488	\$548.80
LESCO 3WY	0	OZ	\$0.90	\$0.00	150	\$135.00
			TOTAL		TOTAL	
			\$0.00		\$735.00	
TOTAL				\$16,285.31	TOTAL	
					\$38,110.34	
OTHER SERVICES						
SERVICE REQUEST	18					
SPRAY MISSIONS	6					
1 service requests for truck spray						
14 service requests for property check						
2 service requests for ditch inspection						
1 service request for fish						
COMMENTS						



APRIL LAB REPORT

South Walton County Mosquito Control District

Teahna Ratliff

Operations

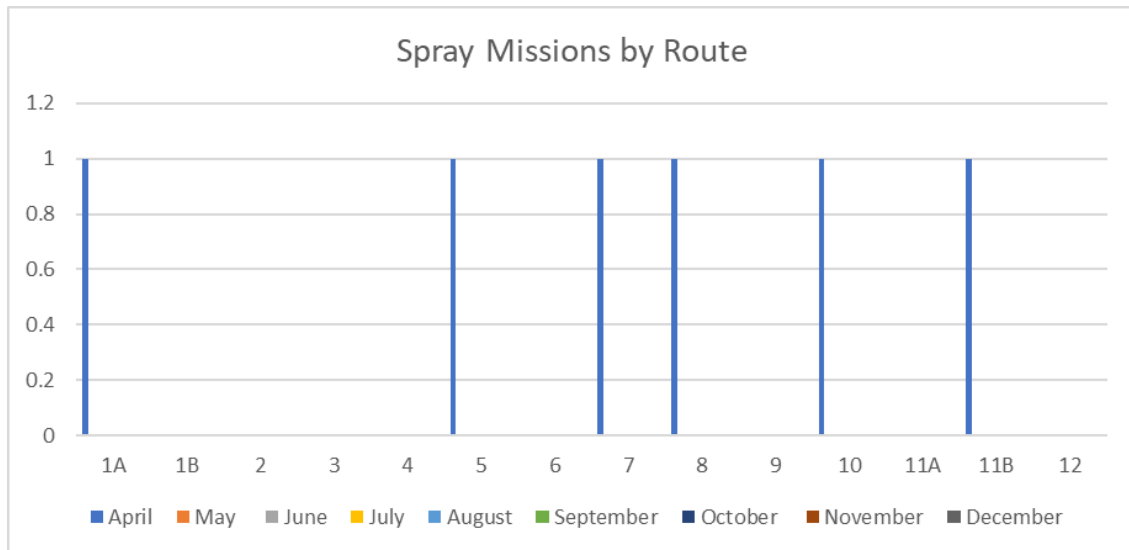
1. Larvicide

There was 1 larvicide mission in April.

- 3/31/23-4/1/23: Routes 5, & 6 were treated with Vectolex.

2. Adulticide Mission

There were 6 adulticide missions during April.



Lab

1. Mosquito Surveillance

In April there were a total of 2,518 adult mosquitoes in our weekly collections.

Below shows the average number of mosquitos compared to the average rain in each route for each month.

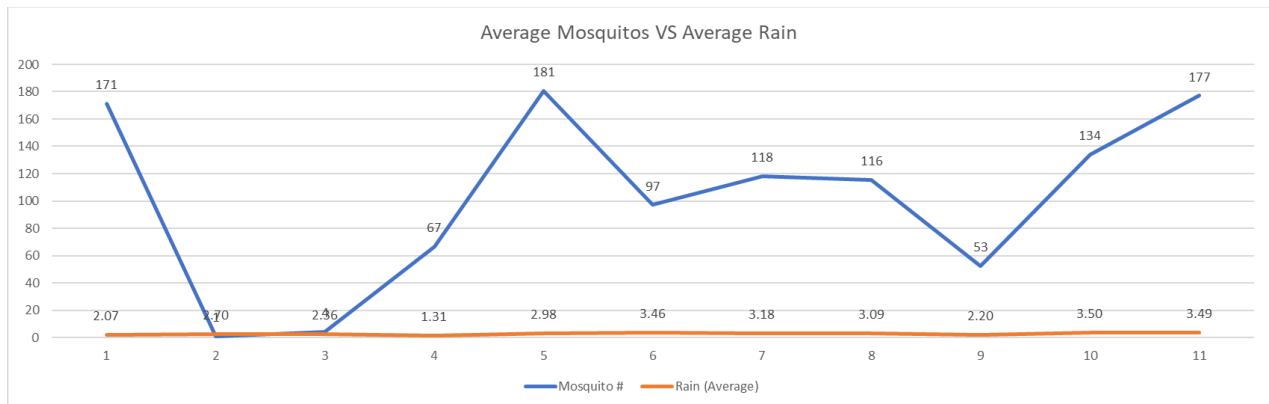


Figure 1 April trap counts vs rain

From service request- there were 3 CDC light traps baited with CO2 with 235 mosquitoes.

There were 0 aspirator samples brought in by the technicians.

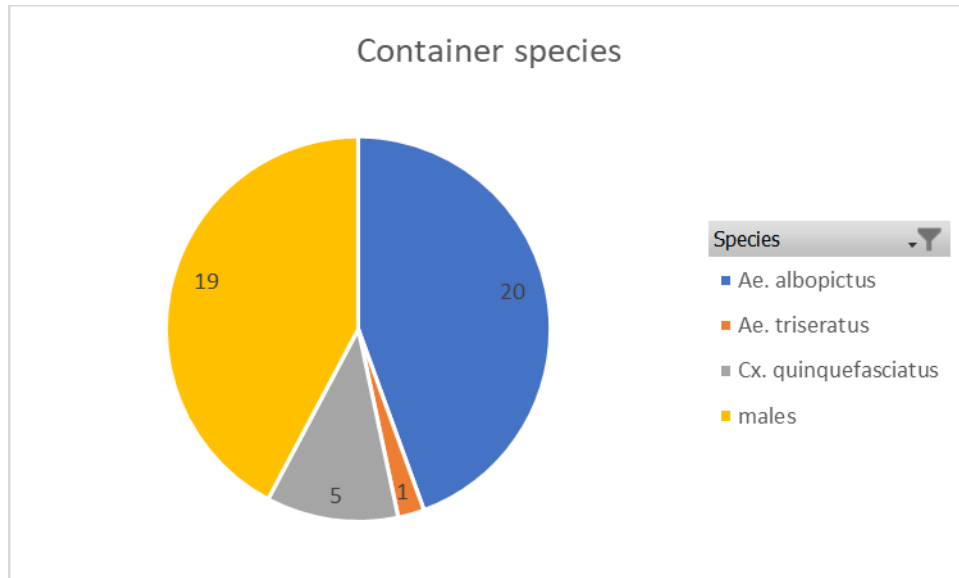
2. Arbovirus Surveillance

Chickens were deployed on March 13th. We are working on setting another chicken coop at Mack Bayou Fire Department (Route 3).

In 2023, we have had 1 chicken with EEE from the first test. The chicken could have possibly caught the disease from our district.

3. Container Breeding Surveillance Program (began in April)

There were 71 mosquitoes caught in the BG Sentinel 2 traps in April. Of those 45 are considered container breeding mosquitoes.



May Goals:

Lab:

- Research ways to collect *Culex nigripalpus* eggs on a regular basis for resistance / virus testing.
 - Had an unsuccessful trial in April- caught *Culex quinquefasciatus* instead of *Culex nigripalpus*.
- Internship interviews.
- Possibly setting up collaboration with SC Johnson Center for Insect Science- testing local *Ae. albopictus* in area for repellants.
- FDACS committee work- reviewing research proposals.
- New coop site at Mack Bayou Fire Department (Route 3)- going out mid-May.

Operations:

- Technicians will be monitoring pools and source sites.
- In-process of updating larvicide mission program to the same as used for the adulticide program.
- Field test larvicide program on frontier/ULV office.
- Order application drones.
- Walton Way WALS and special adulticide mission for *Cq.* Perturbans (EEE vector)

Old Business



PUBLIC ENTITY

PREFERRED ENDORSEMENT

THIS ENDORSEMENT CHANGES THE AGREEMENT. PLEASE READ IT CAREFULLY.

This endorsement modifies coverage provided under the **GENERAL LIABILITY COVERAGE FORM, PGIT MN-200, and LAW ENFORCEMENT LIABILITY PGIT MN-208:**

This coverage does not apply to any liability:

A. Arising out of or caused or contributed to by any ownership, maintenance, operation, use, loading, unloading or control of or responsibility for any airfield, aircraft, runway, hangar, building or other property or facility designed for, used, connected, associated or affiliated with or in any way related to aviation or aviation activities; this exclusion does not apply to premises exposure for those common areas open to the public including but not limited to parking areas, sidewalks, and terminal buildings.

B. Alleging, based upon, arising out of or attributable to **inverse condemnation**, eminent domain, temporary or permanent taking, adverse possession, dedication by adverse use, condemnation proceedings, or claims brought under Florida Statute 70.001, the "Bert J. Harris, Jr., Private Property Rights Protection Act," or any similar claim by whatever name called.

However, we will pay up to \$100,000 per occurrence and aggregate, inclusive of expenses and after the application of the General Liability Deductible for a claim alleging, based upon, arising out of or attributable to inverse condemnation, eminent domain, temporary or permanent taking, adverse possession, dedication by adverse use, condemnation proceedings, or claims brought under Florida Statute 70.001, the "Bert J. Harris, Jr., Private Property Rights Protection Act," or any similar claim by whatever name called;

C. arising out of, in connection with or caused or contributed to by any failure or inability to supply or any interruption of any adequate quantity of power, steam, pressure, or fuel;

D. arising out of or caused or contributed to by any subsidence, **erosion or earth movement**. We do not insure for such loss regardless of: (1) the cause of the excluded event; or (2) other causes of the loss; or (3) whether other causes acted concurrently or in any sequence with the excluded event to produce the loss; or (4) whether the event occurs suddenly or gradually, involves isolated or widespread damage, arises from natural, man-made, or external forces, or occurs as a result of any combination of these.

E. arising out of or caused or contributed to by any operation, maintenance, use, ownership or control of or responsibility for any:

1. Hospital;
2. Clinic;
3. Treatment center or other public medical, psychiatric or psychological facility
4. Medical, psychiatric or psychological treatment facility or infirmary at a prison, jail or other correctional facility of incarceration
5. Any other facility which is similar or related to any of the foregoing;

F. arising out of "bodily injury" or "property damage" if such "bodily injury" or "property damage" is due to the rendering or failure to render any "professional health care services," but not including emergency medical services for first aid performed by emergency medical technicians, paramedics or Medical Director while in the course and scope of their duties.

- G. arising out of or caused or contributed to by or connected with any actual or alleged violation of the Employee Retirement Income Security Act of 1974 (Public Law 93-406) or any amendment thereto or any similar provision of any local, state or federal law, statutory or common.
- H. arising out of or caused or contributed to by any actual or alleged illegal discrimination;
- I. arising out of the sale or distribution or handling of contaminants or pollutants including but not limited to acids, alkaloids, chemicals, fungus, metals, mold or bacteria in water sold, handled or distributed on behalf of the named COVERED PARTY.
- J. arising out of any claim for injunctive, declaratory, or equitable relief and costs inclusive of any attorney's fees arising there from.
- K. arising out of or caused by or contributed to by any actual or alleged deterioration, bursting, inadequacy, design of, control of, maintenance of, or any other alleged responsibility for any structure device, or water course, natural or man-made, including but not limited to: dams, reservoirs, levees, banks, embankments, gates, canals, ditches, gutters, sewers, aqueducts, channels, culverts, retaining walls, drains, tanks, watersheds, or drains, a purpose of which is the containing, carrying, impeding, channeling, diverting, or draining of water or other liquid. However, if coverage is provided in Section I.E.1. of the General Liability Coverage Form, PGIT MN-200 by virtue of limits being shown on the Declarations Page, then this Section K shall not apply to property damage coverage provided in Section I.E of the General Liability Coverage Form, PGIT MN-200, but only as to the bursting or failure of man-made sewer, storm water, grey water, or potable water supply pipes owned and maintained by you.
- L. arising out of any activity or function by or on behalf of any law enforcement agency or any agent thereof and/or activity or function related to the administration of the criminal justice system, including secondary employment of any law enforcement official. Except this exclusion will not apply to your vicarious liability arising out of an act or omission by a law enforcement agency that is not owned, operated or controlled by the "covered party" if the "covered party" has contracted with an outside agency to provide law enforcement for your entity. This coverage will be capped at the lesser of the per occurrence limit of liability shown on the general liability coverage part declarations or at \$2,000,000. Item L is deleted entirely if Law Enforcement Liability PGIT MN-208 is part of the coverage agreement.
- M. arising out of "bodily injury" or "property damage" if such "bodily injury" or "property damage" is due to the rendering or failure to render any "professional health care services" if the **Covered Party**:
 1. Is not properly licensed or their license is under suspension or has been revoked, surrendered, or otherwise terminated. This exclusion applies only to the **Covered Party** whose license is suspended, revoked, surrendered, or otherwise terminated.
 2. Is under the influence of intoxicants or drugs. This exclusion applies only to the **Covered Party** that was under the influence of intoxicants or drugs.
- N. arising from sexual abuse by any **Covered Party** committed after initial discovery by any official, trustee, director, officers, or partners of sexual abuse by such **Covered Party**, whether the sexual abuse was before or after such **Covered Party** was hired by you. However, discovery does not include discovery by the official, trustee, director, officer, or partner who committed such sexual abuse.
 1. Sexual abuse means any actual, attempted or alleged sexual abuse or sexual molestation of a person by another person, or persons acting in concert, which causes physical and/or mental injuries. Sexual abuse includes: sexual molestation, sexual assault, sexual exploitation or sexual injury.
 2. There is no coverage for either defense or indemnification of any employee or volunteer for sexual abuse, with respects to any claim based on or arising out of sexual abuse. Such employee or volunteer worker is not covered as respects to such claim.
 3. The annual aggregate limit of liability for all sexual abuse claims is \$2,000,000 .

The Florida Senate

2021 Florida Statutes (Including 2021B Session)

<u>Title XIX</u> PUBLIC BUSINESS	<u>Chapter 280</u> SECURITY FOR PUBLIC DEPOSITS <u>Entire Chapter</u>	SECTION 07 Mutual responsibility and contingent liability.
-------------------------------------	--	---

280.07 Mutual responsibility and contingent liability.— Any bank or savings association that is designated as a qualified public depository and that is not insolvent shall guarantee public depositors against loss caused by the default or insolvency of other qualified public depositories. Each qualified public depository shall execute a form prescribed by the Chief Financial Officer for such guarantee which shall be approved by the board of directors and shall become an official record of the institution.

History.—s. 3, ch. 81-285; s. 12, ch. 87-409; s. 15, ch. 98-409; s. 8, ch. 2001-230; s. 296, ch. 2003-261.

Disclaimer: The information on this system is unverified. The journals or printed bills of the respective chambers should be consulted for official purposes.

Copyright © 2000- 2023 State of Florida.

RE: Public Funds

Bruce Holden <bholden@keysmosquito.org>

Tue 5/9/2023 12:54 PM

To: Cammie Henderson <administration@swcmcd.org>

Cc: Andrea Leal <aaleal@keysmosquito.org>

Cammie:

This is obviously a time to be concerned with the state of flux in the banking industry. I thought that most of the uncertainty in the banking sector was behind us, but the recent sale of First Republic Bank's assets to avoid bankruptcy shows that there may still be a few more banks facing problems before the banking sector stabilizes. The good thing is that if a singular bank fails, I think a larger bank would swoop in and buy up the assets in a deal similar to First Republic's deal. If a number of banks fail, that could be more dicey for bank customers and the banking sector as a whole.

That being said, I think you are wisely diversifying your assets in FL-FIT and FL-Class. I think both of those are fiscally conservative and that your funds are not at a high level of risk with them.

I am not sure what local bank you are utilizing. As you know, those local funds are FDIC insured up to \$250,000. Beyond that amount, you would need to look at your individual bank's prospects for solvency. There are a number of bank rating services around if you want to research them. I'm including a link to the 2023 ranking by Forbes Magazine. Hopefully, your bank will be high on that list and this will give you some peace of mind. A word of caution, First Republic Bank was at #44 on that list and it recently floundered/failed. I'd encourage you to check various bank rating services on the web to find out if your local bank is near the top or bottom of these lists.

[America's Best Banks 2023 \(forbes.com\)](https://www.forbes.com/advisor/banking/best-banks-2023/)

Best of luck,

Bruce Holden
Finance Director
Florida Keys Mosquito Control District

RE: Public Funds

Mark Grazewski <MGrazewski@cmcd.org>

Thu 5/4/2023 3:24 PM

To: Cammie Henderson <administration@swcmcd.org>

Cc: Stacy Welch <sjwelch@cmcd.org>; Patrick Linn <PLinn@cmcd.org>

Good afternoon Cammie,

In response to your questions below I can certainly pass on what we do at our District in hope that it helps.

We are also going through a substantial capital improvement project and have more money in our reserves and operating budget than we would generally carry under normal circumstances.

Our Board has always taken a very conservative approach to how we handle our banking. We are currently banking with two separate banks that are both QPD's. We never bank with a single bank or carry a majority of our funds in a single bank. In order for us to consider investing with any bank we also require them to be collateralizing at 50% or lower (typically, we choose 25%). The lower the collateralization percentage, the more stability that institution has.

We do not utilize the pools because we have seen more volatility within the pools as far as returns go and we believe there may be more risk.

We may lose out on a percentage point of interest or a small gain in the market but we believe that the safety of our finances far outweighs any minor investment income the District may gain.

I hope this helps and we are always here for any questions you have.

Best,

Mark Grazewski
Accounting Specialist



Collier Mosquito Control District
600 North Road, Naples, FL 34104
239.436.1000 | Main
239.434.4652 | Direct
239.436.1005 | Fax
www.cmcd.org

Under Florida law, e-mail addresses are public records. If you do not want your e-mail address released in response to a public records request, do not send electronic mail to this entity. Instead, contact this office by phone or in writing.

From: Stacy Welch <sjwelch@cmcd.org>
Sent: Thursday, May 4, 2023 3:47 PM

RE: Banking

Melissa Young <MYoung@trustmark.com>

Thu 5/4/2023 2:09 PM

To: Cammie Henderson <administration@swcmcd.org>

Yes, you can tell him to rest easy! See below for further explanation

You're correct, that information is required by Section 280.16 (Not 208.16 as in letter). The letter contains what is required, but it could be more specific regarding collateralization.

I included the response from Don Stanford with the Florida Treasurer's Office. If you think the Commissioner needs further assurance, I can provide his contact information.

Hi Mike,

This is information that may prove helpful to you and or the public depositor. I wanted to provide information relating to our currently active Qualified Public Depositories. We have a [listing](#) of all designated financial institutions along with their financial ranking (indicative of financial strength on a scale of 1 to 100 with 100 being the strongest), current public deposits on account, current public deposits less any FDIC deposit insurance, and other associated details. Public depositors have the ability to review this information at any time on the Division of Treasury's [Website](#) under the "public information and other resources" panel.

Additionally, please note that while the deposited public funds held in excess of the FDIC insurance limit will be identified as uninsured deposits, those deposits will still be secured and guaranteed by the designated financial institutions through Florida's public deposits program. This guarantee is accomplished through collateral requirements and through the contingent liability agreement by QPDs. For information relating to mutual responsibility and contingent liability, s. 280.07, F.S. speaks specifically to the requirement.

Please feel free to reach out if you have any questions or wish to discuss further.

Thanks,

Don

Melissa Young | Assistant Vice President | Branch Manager
[Trustmark](#) | 1884 S. County Hwy 393 | Santa Rosa Beach, FL 32459
O: 850.660.4140 | myoung@trustmark.com
NMLS ID 997804

From: Cammie Henderson <administration@swcmcd.org>
Sent: Thursday, May 4, 2023 1:53 PM
To: Melissa Young <MYoung@trustmark.com>
Subject: Re: Banking

CAUTION: This email originated from outside of the organization. Do not click links or open attachments unless you recognize the sender and know the content is safe. If you suspect phishing, report it using the Report Phishing button.

280.16 Requirements of qualified public depositories; confidentiality.—

(1) In addition to any other requirements specified in this chapter, qualified public depositories shall:

(a) Take the following actions for each public deposit account:

1. Identify the account as a “Florida public deposit” on the deposit account record with the name of the public depositor or provide a unique code for the account for such designation.
2. When the form prescribed by the Chief Financial Officer for acknowledgment of receipt of each public deposit account is presented to the qualified public depository by the public depositor opening an account, the qualified public depository shall execute and return the completed form to the public depositor.
3. When the acknowledgment of receipt form is presented to the qualified public depository by the public depositor due to a change of account name, account number, or qualified public depository name on an existing public deposit account, the qualified public depository shall execute and return the completed form to the public depositor within 45 calendar days after such presentation.
4. When the acknowledgment of receipt form is presented to the qualified public depository by the public depositor on an account existing before July 1, 1998, the qualified public depository shall execute and return the completed form to the public depositor within 45 calendar days after such presentation.

(b) Within 15 days after the end of each calendar month, or when requested by the Chief Financial Officer, submit to the Chief Financial Officer a written report, under oath, indicating the average daily balance of all public deposits held by it during the reported month, required collateral, a detailed schedule of all securities pledged as collateral, selected financial information, and any other information the Chief Financial Officer deems necessary to administer this chapter.

(c) Provide to each public depositor annually by October 30 the following information on all open accounts identified as a “Florida public deposit” for that public depositor as of September 30, to be used for confirmation purposes: the federal employer identification number of the qualified public depository, the name on the deposit account record, the federal employer identification number on the deposit account record, and the account number, account type, and actual account balance on deposit. Any discrepancy found in the confirmation process must be reconciled before November 30.

(d) Submit to the Chief Financial Officer annually by November 30 a report of all public deposits held for the credit of all public depositors at the close of business on September 30. Such annual report must consist of public deposit information in a report format prescribed by the Chief Financial Officer. The manner of required filing may be as a signed writing or electronic data transmission, at the discretion of the Chief Financial Officer.

(e) Participate in the Financial Literacy Program for Individuals with Developmental Disabilities as required under s. 17.68.

(2) The following forms must be made under oath:

- (a) The agreement of contingent liability.
- (b) Collateral control agreements and letter of credit agreements.

(3) Any information contained in a report of a qualified public depository required under this chapter or any rule adopted under this chapter, together with any information required of a financial institution that is not a qualified public depository, is, if made confidential by any law of the United States or of this state, confidential and exempt from s. 119.07(1) and not subject to dissemination to anyone other than the Chief Financial Officer under this chapter. However, each qualified public depository and each financial institution from which information is required shall inform the Chief Financial Officer of information that is confidential and the law providing for the confidentiality of that information, and the Chief Financial Officer does not have a duty to inquire into whether information is confidential.

History.—s. 3, ch. 81-285; s. 16, ch. 83-122; s. 7, ch. 85-259; s. 6, ch. 86-84; s. 20, ch. 87-409; s. 11, ch. 88-185; s. 1, ch. 89-265; s. 23, ch. 91-244; s. 15, ch. 96-216; s. 129, ch. 96-406; s. 17, ch. 98-409; s. 15, ch. 2001-230; s. 304, ch. 2003-261; s. 22, ch. 2005-2; s. 10, ch. 2014-145; s. 5, ch. 2016-3.

280.17 Requirements for public depositors; notice to public depositors and governmental units; loss of protection.—In addition to any other requirement specified in this chapter, public depositors shall comply with the

following:

- (1)(a) Each official custodian of moneys that meet the definition of a public deposit under s. 280.02 shall ensure such moneys are placed in a qualified public depository unless the moneys are exempt under the laws of this state.
- (b) Each depositor, asserting that moneys meet the definition of a public deposit and are not exempt under the laws of this state, is responsible for any research or defense required to support such assertion.
- (2) Each public depositor shall take the following actions for each public deposit account:
 - (a) Ensure that the name of the public depositor is on the account or certificate or other form provided to the public depositor by the qualified public depository in a manner sufficient to identify that the account is a Florida public deposit.
 - (b) Execute a form prescribed by the Chief Financial Officer for identification of each public deposit account and obtain acknowledgment of receipt on the form from the qualified public depository at the time of opening the account. Such public deposit identification and acknowledgment form shall be replaced with a current form as required in subsection (3). A public deposit account existing before July 1, 1998, must have a form completed before September 30, 1998.
 - (c) Maintain the current public deposit identification and acknowledgment form as a valuable record. Such form is mandatory for filing a claim with the Chief Financial Officer upon default or insolvency of a qualified public depository.
- (3) Each public depositor shall review the Chief Financial Officer's published list of qualified public depositories and ascertain the status of depositories used. For status changes of depositories, a public depositor shall:
 - (a) Execute a replacement public deposit identification and acknowledgment form, as described in subsection (2), for each public deposit account when there is a merger, acquisition, name change, or other event which changes the account name, account number, or name of the qualified public depository.
 - (b) Move and close public deposit accounts when an institution is not included in the authorized list of qualified public depositories or is shown as withdrawing.
- (4) If public deposits are in a qualified public depository that has been declared to be in default or insolvent, each public depositor shall:
 - (a) Notify the Chief Financial Officer immediately by telecommunication after receiving notice of the default or insolvency from the receiver of the depository with subsequent written confirmation and a copy of the notice.
 - (b) Submit to the Chief Financial Officer for each public deposit, within 30 days after the date of official notification from the Chief Financial Officer, the following:
 1. A claim form and agreement, as prescribed by the Chief Financial Officer, executed under oath, accompanied by proof of authority to execute the form on behalf of the public depositor.
 2. A completed public deposit identification and acknowledgment form, as described in subsection (2).
 3. Evidence of the insurance afforded the deposit pursuant to the Federal Deposit Insurance Act.
- (5) Each public depositor shall confirm annually that public deposit information as of the close of business on September 30 has been provided by each qualified public depository and is in agreement with public depositor records. Such confirmation must include the federal employer identification number of the qualified public depository, the name on the deposit account record, the federal employer identification number on the deposit account record, and the account number, account type, and actual account balance on deposit. Any discrepancy found in the confirmation process must be resolved before November 30.
- (6) Each public depositor shall submit by November 30 an annual report to the Chief Financial Officer which includes:
 - (a) The official name, mailing address, and federal employer identification number of the public depositor.
 - (b) Verification that confirmation of public deposit information as of September 30, as described in subsection (5), has been completed.
 - (c) Public deposit information in a report format prescribed by the Chief Financial Officer. The manner of required filing may be as a signed writing or electronic data transmission, at the discretion of the Chief Financial Officer.
 - (d) Confirmation that a current public deposit identification and acknowledgment form, as described in subsection (2), has been completed for each public deposit account and is in the possession of the public depositor.

(7) Notices relating to the public deposits program shall be mailed to public depositors and governmental units from a list developed annually from:

(a) Public depositors that filed an annual report under subsection (6).

(b) A governmental unit existing on September 30 which had no public deposits but filed an annual report stating “no public deposits.”

(c) A governmental unit established during the year that filed an annual report as a new governmental unit or otherwise furnished in writing to the Chief Financial Officer its official name, address, and federal employer identification number.

(8) If a public depositor does not comply with this section on each public deposit account, the protection from loss provided in s. 280.18 is not effective as to that public deposit account. However, the protection from loss provided in s. 280.18 remains effective if a public depositor fails to present the form prescribed by the Chief Financial Officer for identification of public deposit accounts and the Chief Financial Officer determines that the defaulting or insolvent depository had classified, reported, and collateralized the account as a public deposit account.

History.—s. 21, ch. 87-409; s. 12, ch. 88-185; s. 24, ch. 91-244; s. 16, ch. 96-216; s. 18, ch. 98-409; s. 305, ch. 2003-261; s. 11, ch. 2014-145.

280.18 Protection of public depositors; liability of the state. —

(1) When public deposits are made in accordance with this chapter, there shall be protection from loss to public depositors, as defined in s. 280.02, in the absence of negligence, malfeasance, misfeasance, or nonfeasance on the part of the public depositor or on the part of his or her agents or employees.

(2) The liability of the state, the Chief Financial Officer, or any state agency, or any employee or agent of the state, the Chief Financial Officer, or a state agency, for any action taken in the performance of their powers and duties under this chapter shall be limited to that as a public depositor.

History.—s. 3, ch. 81-285; s. 22, ch. 87-409; s. 194, ch. 95-148; s. 19, ch. 98-409; s. 306, ch. 2003-261.



Public Deposit Program Data

CPD Name	FEIN	City	State	Current Pledge Percentage	Current Average Ranking	Public Deposits on Account	Percentage of Total Public Deposits	Net Public Deposits after FDIC Insurance	Percentage of Total Net Public Deposits	Withdrawing Date (if applicable)	APA	Comments
1 Amerant Bank, N.A.	591646933	CORAL GABLES	FL	25%	68	\$280,247,485.00	0.76%	\$278,997,485.00	0.78%		<input type="checkbox"/>	
2 American National Bank	592430369	OAKLAND PARK	FL	25%	87	\$1,851,288.00	0.01%	\$1,801,288.00	0.00%		<input type="checkbox"/>	
3 Ameris Bank	581111076	MOULTRIE	GA	25%	84	\$526,698,505.00	1.44%	\$500,348,899.00	1.41%		<input type="checkbox"/>	
4 Anchor Bank	202502516	JUNO BEACH	FL	50%	49	\$0.00	0.00%	\$0.00	0.00%		<input type="checkbox"/>	
5 Anthem Bank & Trust	720218544	PLAQUEMINE	LA	50%	74	\$344,368.00	0.00%	\$25,553.00	0.00%		<input type="checkbox"/>	
6 Axiom Bank, N.A.	591008568	MAITLAND	FL	50%	50	\$42,625,316.00	0.12%	\$41,375,316.00	0.12%		<input type="checkbox"/>	
7 Banesco USA	202768792	CORAL GABLES	FL	25%	74	\$915,426.00	0.00%	\$665,426.00	0.00%		<input type="checkbox"/>	
8 Bank of America, N.A.	941687665	CHARLOTTE	NC	25%	76	\$2,110,209,138.00	5.76%	\$2,070,192,260.00	5.82%		<input type="checkbox"/>	
9 Bank of Belle Glade	591024375	BELLE GLADE	FL	50%	56	\$9,206,180.00	0.03%	\$7,922,832.00	0.02%		<input type="checkbox"/>	
10 Bank of Central Florida	208378899	LAKELAND	FL	50%	69	\$10,239,798.00	0.03%	\$8,739,798.00	0.02%		<input type="checkbox"/>	
11 Bank of Tampa, The	591447189	TAMPA	FL	25%	84	\$2,127,539.00	0.01%	\$1,872,539.00	0.01%		<input type="checkbox"/>	
12 BankFlorida	208982689	DADE CITY	FL	50%	64	\$0.00	0.00%	\$0.00	0.00%		<input type="checkbox"/>	
13 BankUnited, N.A.	270217289	MIAMI LAKES	FL	50%	62	\$2,536,330,849.00	6.92%	\$2,492,707,089.00	7.01%		<input type="checkbox"/>	
14 Barwick Banking Company	580975628	BARWICK	GA	50%	51	\$1,104,339.00	0.00%	\$854,339.00	0.00%		<input type="checkbox"/>	
15 BayFirst National Bank	593528917	ST. PETERSBURG	FL	50%	58	\$0.00	0.00%	\$0.00	0.00%		<input type="checkbox"/>	
16 BMO Harris Bank, N.A.	362085229	CHICAGO	IL	25%	65	\$4,402,020.00	0.01%	\$3,902,020.00	0.01%		<input type="checkbox"/>	
17 Bradesco BAC Florida Bank	591485307	CORAL GABLES	FL	50%	62	\$0.00	0.00%	\$0.00	0.00%		<input type="checkbox"/>	
18 Brannen Bank	590153930	INVERNESS	FL	25%	78	\$48,708,189.00	0.13%	\$45,888,025.00	0.13%		<input type="checkbox"/>	
19 Bussey Bank	370613731	CHAMPAIGN	IL	25%	85	\$971,616.00	0.00%	\$721,616.00	0.00%		<input type="checkbox"/>	
20 Cadence Bank	640117230	TUPELO	MS	25%	76	\$45,460,743.00	0.12%	\$42,792,580.00	0.12%		<input type="checkbox"/>	
21 Capital City Bank	593277398	TALLAHASSEE	FL	50%	70	\$588,613,525.00	1.61%	\$558,746,681.00	1.57%		<input type="checkbox"/>	
22 CCB Community Bank	630258819	ANDALUSIA	AL	25%	90	\$8,192,388.00	0.02%	\$6,998,576.00	0.02%		<input type="checkbox"/>	
23 Centennial Bank	710009885	CONWAY	AR	25%	88	\$621,355,609.00	1.69%	\$554,012,575.00	1.56%		<input type="checkbox"/>	
24 Central Bank	205909064	TAMPA	FL	50%	62	\$7,793,435.00	0.02%	\$7,043,435.00	0.02%		<input type="checkbox"/>	
25 Charlotte State Bank & Trust	592864950	PORT CHARLOTTE	FL	25%	81	\$4,588,090.00	0.01%	\$4,075,256.00	0.01%		<input type="checkbox"/>	
26 Citibank, N.A.	135266470	SIOUX FALLS	SD	25%	79	\$26,292.00	0.00%	\$26,292.00	0.00%		<input type="checkbox"/>	
27 Citizens Bank and Trust	590193780	FROSTPROOF	FL	25%	75	\$180,054,416.00	0.49%	\$118,163,388.00	0.34%		<input type="checkbox"/>	
28 Citizens First Bank	593018034	THE VILLAGES	FL	25%	93	\$34,206,812.00	0.09%	\$34,206,812.00	0.10%		<input type="checkbox"/>	
29 City National Bank of Florida	591297458	MIAMI	FL	25%	87	\$1,957,080,783.00	5.34%	\$1,944,383,002.00	5.47%		<input type="checkbox"/>	
30 Climate First Bank	863026358	ST. PETERSBURG	FL	110%	52	\$2,559,724.00	0.01%	\$1,809,724.00	0.01%		<input type="checkbox"/>	De Novo Bank until 6/1/24
31 Cogent Bank	593586102	ORANGE CITY	FL	25%	79	\$0.00	0.00%	\$0.00	0.00%		<input type="checkbox"/>	
32 Commerce Bank & Trust	181635422	WINTER PARK	FL	50%	55	\$1,676,082.00	0.00%	\$1,426,082.00	0.00%		<input type="checkbox"/>	
33 Community Bank of Mississippi	640154830	FOREST	MS	25%	69	\$5,425,230.00	0.01%	\$4,925,230.00	0.01%		<input type="checkbox"/>	
34 Community Bank of the South	593611444	MERRITT ISLAND	FL	50%	72	\$55,787,170.00	0.15%	\$55,287,170.00	0.16%		<input type="checkbox"/>	
35 Community State Bank	590795359	STARKE	FL	50%	44	\$50,517,868.00	0.14%	\$47,287,868.00	0.13%		<input type="checkbox"/>	
36 ConnectOne Bank	201172127	ENGLEWOOD CLIFFS	NJ	25%	79	\$0.00	0.00%	\$0.00	0.00%		<input type="checkbox"/>	
37 Crews Bank & Trust	591451065	ARCADIA	FL	50%	66	\$32,634,391.00	0.09%	\$31,239,225.00	0.09%		<input type="checkbox"/>	
38 Edison National Bank	650765849	FORT MYERS	FL	50%	49	\$19,466,362.00	0.05%	\$18,140,531.00	0.05%		<input type="checkbox"/>	
39 Englewood Bank & Trust	611433431	ENGLEWOOD	FL	50%	72	\$1,657,107.00	0.00%	\$1,208,188.00	0.00%		<input type="checkbox"/>	
40 Fifth Third Bank, N.A.	310878865	CINCINNATI	OH	25%	84	\$812,195,054.00	2.22%	\$805,490,188.00	2.26%		<input type="checkbox"/>	

QPD Name	FEIN	City	State	Current Pledge Percentage	Current Average Ranking	Public Deposits on Account	Percentage of Total Public Deposits	Net Public Deposits after FDIC Insurance	Percentage of Total Net Public Deposits	Withdrawing Date (as applicable)	APA	Comments
41	FineMark National Bank & Trust	208075599	FORT MYERS	FL	25%	72	\$40,402,864.00	0.11%	\$37,217,862.00	0.10%		
42	First Bank	590242465	CLEWISTON	FL	25%	74	\$102,516,410.00	0.28%	\$92,742,402.00	0.26%		
43	First Colony Bank of Florida	261462549	MAITLAND	FL	25%	87	\$4,055,270.00	0.01%	\$3,305,270.00	0.01%		
44	First Federal Bank	590969721	LAKE CITY	FL	50%	72	\$803,500,751.00	2.19%	\$710,527,601.00	2.00%		
45	First Foundation Bank	320211527	IRVINE	CA	25%	74	\$853,299,000.00	2.33%	\$845,919,058.00	2.38%		
46	First Horizon Bank	620201385	MEMPHIS	TN	25%	82	\$316,041,679.00	0.86%	\$304,654,398.00	0.86%		
47	First National Bank of Mount Dora, The	590242830	MOUNT DORA	FL	25%	81	\$9,108,034.00	0.02%	\$7,920,479.00	0.02%		
48	First National Bank of Pasco	592648115	DADE CITY	FL	50%	58	\$64,714,307.00	0.18%	\$62,076,383.00	0.17%		
49	First National Bank of South Miami	590675658	SOUTH MIAMI	FL	50%	51	\$34,946,053.00	0.10%	\$34,446,053.00	0.10%		
50	First National Bank of Wauchula	590877517	WAUCHULA	FL	50%	56	\$7,707,414.00	0.02%	\$6,654,956.00	0.02%		
51	First Port City Bank	581178459	BAINBRIDGE	FL	25%		\$0.00	0.00%	\$0.00	0.00%		
52	First Southern Bank	580379465	WAYCROSS	GA	50%	56	\$6,163,379.00	0.02%	\$4,838,769.00	0.01%		
53	First State Bank of the Florida Keys	650790413	KEY WEST	FL	25%	73	\$70,028,000.00	0.19%	\$66,146,941.00	0.19%		
54	FirstBank Puerto Rico	660183103	SAN JUAN	PR	25%	82	\$11,577,145.00	0.03%	\$10,827,145.00	0.03%		
55	Flagler Bank	650980079	WEST PALM BEACH	FL	25%	93	\$41,309,028.00	0.11%	\$38,881,129.00	0.11%		
56	Flagship Bank	202472079	CLEARWATER	FL	50%	60	\$2,006,000.00	0.01%	\$1,756,000.00	0.00%		
57	Florida Capital Bank, N.A.	592475688	JACKSONVILLE	FL	50%	63	\$5,665,348.00	0.02%	\$5,415,348.00	0.02%		
58	FNB BANK	590788761	FORT WALTON BEACH	FL	50%	77	\$36,783,119.00	0.10%	\$34,583,374.00	0.10%		
59	Grove Bank & Trust	590199400	MIAMI	FL	50%	63	\$36,558,256.00	0.10%	\$35,740,250.00	0.10%		
60	Gulf Atlantic Bank	844877433	KEY WEST	FL	50%	39	\$0.00	0.00%	\$0.00	0.00%		
61	Hancock Whitney Bank	640169065	GULFPORT	MS	25%	88	\$343,247,848.00	0.94%	\$325,631,160.00	0.92%		
62	Heartland National Bank	593584666	SEBRING	FL	50%	78	\$17,311,671.00	0.05%	\$15,484,084.00	0.04%		
63	International Finance Bank	853345810	MIAMI	FL	50%	84	\$0.00	0.00%	\$0.00	0.00%		
64	Intracoastal Bank	261783674	PALM COAST	FL	25%	85	\$5,513,370.00	0.02%	\$3,851,357.00	0.01%		
65	Israel Discount Bank of New York	135596781	NEW YORK	NY	25%	73	\$0.00	0.00%	\$0.00	0.00%		
66	JPMorgan Chase Bank, N.A.	134994850	COLUMBUS	OH	25%	84	\$1,057,056,795.00	2.88%	\$1,040,113,983.00	2.92%		
67	Lafayette State Bank	590549169	MAYO	FL	50%	43	\$7,273,518.00	0.02%	\$5,670,779.00	0.02%		
68	Madison County Community Bank	593559141	MADISON	FL	50%	77	\$16,763,875.00	0.05%	\$14,131,510.00	0.04%		
69	Mainstreet Community Bank of Florida	200235207	DELAND	FL	25%	69	\$3,196,849.00	0.01%	\$2,696,849.00	0.01%		
70	Marine Bank & Trust Company	650844585	VERO BEACH	FL	25%	76	\$13,802,374.00	0.04%	\$12,131,850.00	0.03%		
71	MidWestOne Bank	420335350	IOWA CITY	IA	25%	76	\$0.00	0.00%	\$0.00	0.00%		
72	Millennium Bank	621775888	OOLETEWAH	TN	50%	54	\$20,189,680.00	0.06%	\$19,421,820.00	0.05%		
73	Northern Trust Company, The	361561860	CHICAGO	IL	25%	70	\$13,102,479.00	0.04%	\$11,152,768.00	0.03%		
74	Ocean Bank	592237280	MIAMI	FL	25%	72	\$0.00	0.00%	\$0.00	0.00%		
75	One Florida Bank	010914314	ORLANDO	FL	50%	65	\$40,813,315.00	0.11%	\$38,688,722.00	0.11%		
76	OneUnited Bank	042764211	BOSTON	MA	50%	33	\$2,119,077.00	0.01%	\$1,869,042.00	0.01%		
77	Pacific National Bank	592437764	MIAMI	FL	25%	75	\$0.00	0.00%	\$0.00	0.00%		
78	Paradise Bank	203037095	BOCA RATON	FL	25%	91	\$3,358,853.00	0.01%	\$2,858,853.00	0.01%		
79	Peoples Bank of Graceville	591510993	GRACEVILLE	FL	25%	74	\$2,429,808.00	0.01%	\$1,276,911.00	0.00%		
80	PeoplesSouth Bank	581171935	COLQUITT	GA	25%	87	\$35,106,193.00	0.10%	\$28,807,987.00	0.08%		
81	Pineland Bank	580137310	ALMA	GA	50%	70	\$0.00	0.00%	\$0.00	0.00%		

CPD Name	FEIN	City	State	Current Pledge Percentage	Current Average Ranking	Public Deposits on Account	Percentage of Total Public Deposits	Net Public Deposits after FDIC Insurance	Percentage of Total Net Public Deposits	Withdrawing Date (as applicable)	APA	Comments
82	PNB Community Bank	592648364	NICEVILLE	FL	50%	49	\$23,249,455.00	0.06%	\$21,774,662.00	0.06%		
83	PNC Bank, N.A.	221146430	WILMINGTON	DE	50%	74	\$522,587,717.00	1.43%	\$505,249,244.00	1.42%		
84	Popular Bank	522126008	NEW YORK	NY	25%	85	\$16,511,004.00	0.05%	\$16,261,004.00	0.05%		
85	Prime Meridian Bank	260474086	TALLAHASSEE	FL	25%	88	\$49,455,320.00	0.13%	\$43,058,185.00	0.12%		
86	PrimeSouth Bank	580163257	BLACKSHEAR	GA	25%	91	\$0.00	0.00%	\$0.00	0.00%		
87	Raymond James Bank	593244348	ST. PETERSBURG	FL	25%	89	\$0.00	0.00%	\$0.00	0.00%		
88	Regions Bank	630371391	BIRMINGHAM	AL	25%	83	\$452,653,680.00	1.23%	\$430,651,572.00	1.21%		
89	Renasant Bank	640220550	TUPELO	MS	25%	77	\$3,134,095.00	0.01%	\$1,352,578.00	0.00%		
90	Republic Bank & Trust Company	610197400	LOUISVILLE	KY	25%	87	\$4,733,444.00	0.01%	\$0.00	0.00%		
91	Santander Bank, N.A.	231237295	WILMINGTON	DE	50%	60	\$10,089,179.00	0.03%	\$9,839,179.00	0.03%		
92	Seacoast National Bank	580193820	STUART	FL	25%	79	\$623,567,397.00	1.70%	\$588,567,445.00	1.65%		
93	ServisFirst Bank	202451671	HOMEWOOD	AL	25%	94	\$15,780,360.00	0.04%	\$13,411,149.00	0.04%		
94	SmartBank	204091629	PIGEON FORGE	TN	25%	75	\$0.00	0.00%	\$0.00	0.00%		
95	South State Bank, N.A.	582879916	WINTER HAVEN	FL	25%	86	\$717,187,924.00	1.96%	\$678,145,244.00	1.91%		
96	Southeastern Bank	580214350	DARIEN	GA	25%	89	\$1,707,061.00	0.00%	\$618,573.00	0.00%		
97	Sunstate Bank	650878433	MIAMI	FL	50%	88	\$2,188,880.00	0.01%	\$1,741,762.00	0.00%		
98	Surety Bank	590580845	DELAND	FL	25%	79	\$8,946,214.00	0.02%	\$8,446,214.00	0.02%		
99	Synovus Bank	580201800	COLUMBUS	GA	25%	88	\$2,229,689,389.00	6.08%	\$2,205,115,359.00	6.20%		
100	TD Bank, N.A.	010137770	WILMINGTON	DE	25%	82	\$4,641,407,889.00	12.66%	\$4,612,367,552.00	12.97%		
101	Terrabank, N.A.	592532510	MIAMI	FL	50%	62	\$28,786,325.00	0.08%	\$28,286,325.00	0.08%		
102	The First Bank	640878155	HATTIESBURG	MS	25%	79	\$115,142,732.00	0.31%	\$110,990,724.00	0.31%		
103	The Warrington Bank	590886240	PENSACOLA	FL	50%	63	\$642,741.00	0.00%	\$0.00	0.00%		
104	TIAA, FSB DBA EverBank	593531592	JACKSONVILLE	FL	50%	40	\$35,578,272.00	0.10%	\$33,119,948.00	0.09%		
105	Truist Bank	561074313	CHARLOTTE	NC	25%	78	\$5,279,929,833.00	14.40%	\$5,114,203,868.00	14.38%		
106	Trustco Bank	140578631	GLENVILLE	NY	25%	83	\$62,836.00	0.00%	\$62,836.00	0.00%		
107	Trustmark National Bank	640180810	JACKSON	MS	50%	56	\$89,197,219.00	0.24%	\$86,481,487.00	0.24%		
108	U.S. Bank N.A.	310841368	CINCINNATI	OH	25%	81	\$986,790.00	0.00%	\$0.00	0.00%		
109	U.S. Century Bank	522371258	DORAL	FL	25%	77	\$193,330,047.00	0.53%	\$190,085,047.00	0.53%		
110	United Bank	830838750	ATMORE	AL	25%	94	\$6,351,477.00	0.02%	\$4,923,484.00	0.01%		
111	United Community Bank	580554454	GREENVILLE	SC	25%	88	\$27,066,953.00	0.07%	\$25,393,169.00	0.07%		
112	United Fidelity Bank, FSB	350298350	EVANSVILLE	IN	25%	87	\$420,778.00	0.00%	\$170,778.00	0.00%		
113	United Southern Bank	590489540	UMATILLA	FL	25%	81	\$40,657,028.00	0.11%	\$37,763,204.00	0.11%		
114	Valley National Bank	221186387	PASSAIC	NJ	25%	75	\$848,582,680.00	2.31%	\$824,563,730.00	2.32%		
115	Waterfall Bank	852602971	CLEARWATER	FL	110%	62	\$0.00	0.00%	\$0.00	0.00%		De Novo Bank until 9/20/24
116	Wauchula State Bank	590500870	WAUCHULA	FL	25%	80	\$99,829,608.00	0.27%	\$87,856,372.00	0.25%		
117	Wells Fargo Bank, N.A.	941347393	SIOUX FALLS	SD	50%	69	\$6,544,954,614.00	17.85%	\$6,386,322,073.00	17.90%		
118	Winter Park National Bank	821914784	WINTER PARK	FL	25%	73	\$0.00	0.00%	\$0.00	0.00%		
119						Total Public Deposits	\$36,667,359,834.00	Total Net Public Deposits	\$35,568,298,744.00			Ranking and Pledge Data: Q4 2022
120												Public Deposit Data: March 2023
121												
122												
123												

Drone Justification

	Inspired Flight 1200A \$53,705.00	PV40X \$56,455.00
Payload Capacity	20 lbs	40 lbs
1 Battery Cycle (with current product) equals acres treated	2	4
Battery Life LIPO		
Batteries replaced every 500 cycles		
Acres Treated Every 500 cycles	1,000.00	2,000.00
Battery Cost (included in total price)	\$1,900.00	\$2,530.00
Replacing Batteries twice as often to equal same amount of acres covered	\$3,800.00	
Total Cost of Drone with 500 cycles ea	\$57,505.00	\$56,455.00

The higher payload capacity requires less take off and land which requires less battery cycles per site. The Inspired Flight would use twice the battery cycles than the PV40X. True cost of the Inspired Flight drone to treat same amount of acres is more than the PV40X.

This doesn't include that the PV40X also includes obstruction sensor and terrain awareness. Which should lower our accident rate and reduce our insurance & repair costs.

Websites

Cammie Henderson <administration@swcmcd.org>

Thu 4/20/2023 2:36 PM

To: doug@lilescompanies.com (doug@lilescompanies.com) <doug@lilescompanies.com>

Cc: Doug Liles <seat1@swcmcd.org>;Darrin Dunwald <ddunwald@swcmcd.org>

Doug,

Here are the websites that I have used in the past.

MyFloridaMarketplace https://www.dms.myflorida.com/business_operations/state_purchasing/myfloridamarketplace

MyFloridaMarketPlace / State Purchasing / Business Operations / Florida Department of Management Services - DMS

MyFloridaMarketPlace (MFMP) is the State of Florida's award winning eProcurement system. In operation for more than 15 years, the system is a source for centralized procurement activities; streamlining interactions between vendors and state government entities and providing tools to support innovative procurement for the State of Florida.

www.dms.myflorida.com

RFQ - DemandStar - <https://network.demandstar.com/>



Government Contract Bids, RFPs & Procurement | DemandStar

Win more government bids. Connect directly to governments looking for businesses like yours Register as a business Get more qualified vendors. Free and easy eProcurement platform to get better competition for your bids/RFPs Learn how governments use DemandStar

network.demandstar.com

Let me know if you have any questions.

THANKS!

Cammie Henderson


Office Manager

South Walton County Mosquito Control District

774 N County Hwy 393

Santa Rosa Beach, FL 32459

New Business





South Walton County Mosquito Control District

Director
Darrin Dunwald

Commissioners
Seat 1 – Doug Liles
Seat 2 – Steve Young
Seat 3 – Kristine Faulk

Board Meeting Action Items

Item	Assigned to: