



South Walton County Mosquito Control District  
2021-2022 Regular Board Meeting  
Thursday, July 14, 2022 – 10:00AM

---

**Agenda**

CALL TO ORDER

INVOCATION & PLEDGE OF ALLEGIANCE

APPROVAL OF MINUTES

June 9, 2022, Regular Board Meeting (motion)

June 30, 2022, Budget Workshop (motion)

PUBLIC COMMENT - NON-AGENDA ITEMS

ADMINISTRATION'S REPORT

Auditors Presentation – James Moore (Approximately 10:30AM)

Financial Report for June

Monthly Verification

June Expenditures (motion)

Mobile Office (motion)

Labor Report

COLA Increase (motion)

2022-2023 Budget Approval (motion)

Investments – more from Trustmark to FL-FIT/FL-Class (motion)

LEGAL

May & June Billing (motion)

OPERATIONS

Aidan Dubay – Presentation from Intern

June Summary

Fixed Asset Disposal Approval – No/Minimal Value (motion)

Disposition of Fixed Assets – Proposal for FDACS Resale (motion)

2022 Chevrolet Tahoe (motion)

DAG Update

---

774 North County Hwy 393  
Santa Rosa Beach, FL 32459  
(850) 267-2112 Office  
(850) 267-2712 Fax



South Walton County Mosquito Control District  
2021-2022 Regular Board Meeting  
Thursday, July 14, 2022 – 10:00AM

---

COMMISSIONERS

Seat – 1 Doug Liles

Seat – 2 Donna Johns

Seat – 3 Kristine Faulk

OLD BUSINESS

Travel and Per Diem Analysis

CEUs for all employees report

NEW BUSINESS

COMMENTS BY COMMISSION AND PUBLIC

ADJOURNMENT (motion)

**Next Scheduled Meeting(s):**

Regular Board Meeting: August 18, 2022 – 10 AM – SWCMCD, 774 N County Hwy 393, Santa Rosa Beach, FL 32459

---

774 North County Hwy 393  
Santa Rosa Beach, FL 32459  
(850) 267-2112 Office  
(850) 267-2712 Fax



South Walton County Mosquito Control District  
2021-2022 Regular Board Meeting  
Thursday, June 9, 2022 – 10:00 AM  
**Minutes of Meeting**

The Board of Commissioners of the South Walton County Mosquito Control District held its Regular Board Meeting at the District Office at 774 North Highway 393, Santa Rosa Beach, Florida on June 9, 2022, at 10:00 AM.

Madam Chairman Donna Johns called the meeting to order at 10:02 AM and opened with a Prayer and Pledge of Allegiance to the American Flag.

The Commissioners attending the meeting were Doug Liles, Kristine Faulk, and Donna Johns.

Staff Present: Darrin Dunwald, Director  
Cammie Henderson, Office Manager  
Rich Mitchell, Environmental Ops Manager

Public: None

#### APPROVAL OF MINUTES

May 19, 2022, Regular Board Meeting (motion)

Motion to approve May 19, 2022, Regular Board Meeting Minutes as presented.

Motioned by: Commissioner Doug Liles

Seconded by: Commissioner Kristine Faulk

Motion approved: Unanimously

PUBLIC COMMENT - NON-AGENDA ITEMS - None

#### ADMINISTRATION'S REPORT

Financial Report for May – discussion ensued

Commissioner Doug Liles requested a breakdown of Travel & Per Diem for next meeting.

Yellow Fly costs. Approximately 200 kits per bucket of glue. Discussion on whether to continue providing the yellow fly kits next year.

Commissioner Doug Liles expressed concern about a vendor holding product for SWCMCD after they received payment. Asked us to look up Adaptco's Dunn & Bradstreet rating.

Commissioner Doug Liles requested a breakdown of the training completed and the CEUs.

Monthly Verifications

May Expenditures

Request for motion to approve May Expenditures as presented.

Motioned by: Commissioner Kristine Faulk

Seconded by: Commissioner Doug Liles

Motion approved: Unanimously

Labor Report

UAV Coordination Hired Tim Yandell at \$30.00 p/h. Discussion ensued.

Intern Hired Aidan Dubay at \$17.00 p/h. Discussion ensued.



South Walton County Mosquito Control District  
2021-2022 Regular Board Meeting  
Thursday, June 9, 2022 – 10:00 AM

---

Auditor Update

Waiting on final report. Auditors stated that they would have report submitted by June 30<sup>th</sup> to the FDACs.

LEGAL

May Billing – None

Request for motion to approve April legal billing.

Motioned by: Commissioner Doug Liles

Seconded by: Commissioner Kristine Faulk

Motion approved: Unanimously

OPERATIONS

May Summary – Discussion ensued

44 Service Requests

31 Adulticide Missions

3 Larvacide Missions

Commissioner Doug Liles asked if we post this information on our website. Discuss ensued.

Requested to see Google Analytics to see which pages are being visited.

Lab Report by Teahna Ratliff, Entomologist

Commissioner Doug Liles requested an updated map of our routes/zones. Discuss ensued.

DAG Update

Working on programming on the new shop. Alec will be able to provide general cost once he receives programming. Discuss ensued.

Start looking at lag time on items and see about ordering ahead of time and storing here. This will keep the project moving effectively.

COMMISSIONERS

Seat – 1 Doug Liles

Benchmarking - Cavu

Seat – 2 Donna Johns

Seat – 3 Kristine Faulk

OLD BUSINESS – None

NEW BUSINESS –

New TV for Boardroom. Priced a ClearTouch 75 for \$5,764.31 (school purchasing pricing)

Commissioners requested that we get two more quotes and then proceed with the best value.

Request for motion to allow the purchase of a new 75" ClearTouch.

Motioned by: Commissioner Doug Liles

Seconded by: Commissioner Kristine Faulk

Motion approved: Unanimously



South Walton County Mosquito Control District  
2021-2022 Regular Board Meeting  
Thursday, June 9, 2022 – 10:00 AM

---

COMMENTS BY COMMISSION AND PUBLIC –

Commissioner Doug Liles asked who was going to next week’s FASD meeting. Discussion ensued.

Request for motion to Adjourn by Chairman Donna Johns

Motioned by: Commissioner Doug Liles

Seconded by: Commissioner Kristine Faulk

Motion approved: Unanimously

Adjourn meeting by Madam Chairman Donna Johns at 11:28 AM.

Madam Chairman Donna Johns: \_\_\_\_\_

Commissioner Doug Liles: \_\_\_\_\_

Commissioner Kristine Faulk: \_\_\_\_\_

**Next Scheduled Meeting(s):**

Budget Workshop: June 30, 2022 – 10AM – SWCMCD, 774 N County Hwy 393, Santa Rosa Beach, FL 32459

Budget Workshop: July 14, 2022 – 9AM – SWCMCD, 774 N County Hwy 393, Santa Rosa Beach, FL 32459

Regular Board Meeting: July 14, 2022 – 10 AM – SWCMCD, 774 N County Hwy 393, Santa Rosa Beach, FL 32459



South Walton County Mosquito Control District  
2022-2023 Budget Workshop #1  
Thursday, June 30, 2022 – 10:00 AM  
**Minutes of Meeting**

The Board of Commissioners of the South Walton County Mosquito Control District held its 2022-2023 Budget Workshop #1 at the District Office at 774 North Highway 393, Santa Rosa Beach, Florida on June 30, 2022, at 10:00 AM.

Madam Chairman Donna Johns called the meeting to order at 10:05 AM and opened with a Prayer and Pledge of Allegiance to the American Flag.

The Commissioners attending the meeting were Kristine Faulk, and Donna Johns. Doug Liles arrived late.

Staff Present: Darrin Dunwald, Director  
Cammie Henderson, Office Manager  
Rich Mitchell, Environmental Ops Manager

Public: Steve Young

#### REVIEW TENTATIVE BUDGET FOR 2022-2023

Cammie Henderson, Office Manager presented a PowerPoint about the budgeting process. Steve Young commented about the amount of growth South Walton County has faced.

Cammie Henderson requested the dates of September 7, 2022, and September 21, 2022, to hold the TRIM meetings; both meetings at 5:01 PM. Both Commissioners Donna Johns and Kristine Faulk agreed to those dates.

Confirmed the next budget workshop on July 14, 2022, at 9:00 AM.

Review of Overall Budget – Discussion ensued

#### Income

Millage – Currently requesting 0.20 per \$1,000  
This would equate to \$5,556,108 million in Ad Valorem  
Disposition of Fixed Assets - \$60,000  
Other Misc. Revenue - \$1,500  
Interest - \$20,000  
Total Income - \$5,637,608

#### Expenditures

Personal Services - \$1,270,595  
Add Public Relations Specialist  
Add UAV Pilot/Assistant  
Eliminate Mosquito Control Tech  
Personal Service Benefits - \$587,630  
Operating Expenses - \$341,523 – Increase by \$10,000 for new website  
Travel & Per Diem - \$50,000  
Communication Services - \$25,000



## South Walton County Mosquito Control District

2022-2023 Budget Workshop #1

Thursday, June 30, 2022 – 10:00 AM

---

Freight Services - \$3,000  
Utility Services - \$15,000 – will increase this an additional \$5,000  
Rentals & Leases - \$50,000  
Insurance - \$65,000  
Printing and Binding - \$2,500  
Promotional Activities - \$10,000  
Other Current Charges & Obligations - \$8,000  
Office Supplies - \$20,000  
Gasoline, Oil & Lubricants - \$50,000 – Questioned if this is enough?  
Chemical Solvents and Additives - \$500,000  
Clothing and Wearing Apparel - \$10,000  
Miscellaneous Supplies and Incidental Expenses - \$40,000 – Without YF kits  
    If we keep yellow fly kits, need to add \$50,000 to budget. – Discussion ensued  
Tools and Small Implements - \$10,000  
Books, Publications, Subscriptions, Dues & Memberships - \$30,000  
Capital Outlay - \$472,810  
    Chicken Coop - \$35,000  
    CAT 308 - \$ 158,000  
    Bush Hog - \$11,000  
    LSV's Electric Golf Cart (2) - \$30,000  
    Dump Truck - \$137,000  
    Cobra Mist Sprayer - \$8,500  
    Small Wide Bottom Boat - \$2,000  
    Incubator (2) – \$30,110  
    Laboratory Chill Table - \$2,200  
    Air Curtain (2) - \$3,000  
    Gyromax Incubator Shaker - \$8,000  
    Air Foil Fume Hood - \$2,500  
    Administrative Vehicle - \$45,000 (Technically add on current year budget)  
Contingency - \$600,000  
Reserves - \$1,230,000  
Total Expenditure & Reserves - \$5,528,768

### Ad Valorem

June 1 taxable value was \$27,780,539,643. Currently the taxable value is \$28,679,112,791 as of 6/29/2022.

Our current aggregate rollback is at 0.1937

The roll-back would provide SWCMCD with the same ad valorem as the current fiscal year.



South Walton County Mosquito Control District  
2022-2023 Budget Workshop #1  
Thursday, June 30, 2022 – 10:00 AM

Here are some options on millage for 2022-2023

Increase of 898,573,148 since June 1

$\$28,679,112,791 * .00023 = \$6,596,195.94$

$\$28,679,112,791 * .00022 = \$6,309,404.81$

$\$28,679,112,791 * .00021 = \$6,022,613.69$

$\$28,679,112,791 * .00020 = \$5,735,822.56$

$\$28,679,112,791 * .00019 = \$5,449,031.43$

$\$28,679,112,791 * .0001937 = \$5,555,144.15$

**COMMENTS BY COMMISSION AND PUBLIC –**

Steve Young requested to know how much of the tax dollars from the current year we have not collected. Currently we have a deficit of approximately \$200,000 from what was projected. The prior year we had a surplus of approximately \$100,000.

Commissioner Doug Liles requested to know what the downturn percentage and the turnaround after the downturn. Discussion ensued.

Steve Young appreciated the work done by SWCMCD for this meeting.

New Action Items – None

Request for motion to Adjourn by Chairman Donna Johns

Motioned by: Commissioner Doug Liles

Seconded by: Commissioner Kristine Faulk

Motion approved: Unanimously

Adjourn meeting by Madam Chairman Donna Johns at 11:50 AM.

Madam Chairman Donna Johns: \_\_\_\_\_

Commissioner Doug Liles: \_\_\_\_\_

Commissioner Kristine Faulk: \_\_\_\_\_

**Next Scheduled Meeting(s):**

Budget Workshop #2: July 14, 2022 – 9AM – SWCMCD, 774 N County Hwy 393, Santa Rosa Beach, FL 32459

Regular Board Meeting: July 14, 2022 – 10 AM – SWCMCD, 774 N County Hwy 393, Santa Rosa Beach, FL 32459



# ADMINISTRATION



JUNE  
2021-2022

---

**TO:** BOARD OF COMMISSIONERS

**FROM:** CAMMIE HENDERSON, OFFICE MANAGER

**SUBJECT:** JUNE REVIEW

**CC:** DARRIN DUNWALD, DIRECTOR

---

Attached for your review are the financial statements for June. I have provided narrative on the monthly Profit & Loss report and the Month to Budget report. The following is a summary of those reports:

As we close June, we have received \$5.2 million, or 97.55%, of Ad Valorem revenue.

The breakdown of June expenses by category is as follows:

| Category       | June Expenses | YTD            |                 |               |
|----------------|---------------|----------------|-----------------|---------------|
|                |               | Total Expenses | Budget          | % Budget Used |
| Personnel      | \$110,355.87  | \$959,659.93   | \$1,823,409.35  | 53%           |
| Operating      | \$56,857.16   | \$791,391.33   | \$2,425,590.65  | 33%           |
| Capital        | \$3,712.50    | \$608,325.30   | \$9,718,459.34  | 6%            |
| Total Expenses | \$170,925.53  | \$2,359,376.57 | \$13,967,912.09 | 17%           |

Fund cash balances as of 3-31-2022:

| Accts               | April 30, 2022  | May 31, 2022    | June 30, 2022   |
|---------------------|-----------------|-----------------|-----------------|
| Trustmark Checking  | \$ 190,382.56   | \$ 164,159.49   | \$ 82,552.92    |
| Trustmark Savings   | \$ 9,240,362.86 | \$ 8,964,277.89 | \$ 8,954,275.34 |
| FL FIT Investment   | \$ 1,544,390.41 | \$ 1,545,095.61 | \$ 1,546,111.46 |
| FL Class Investment | \$ 2,056,035.80 | \$ 2,057,342.98 | \$ 2,059,160.23 |



Florida Department of Agriculture and Consumer Services  
 Division of Agricultural Environmental Services  
**MOSQUITO CONTROL MONTHLY REPORT**

Submit to:  
 Mosquito Control Program  
 3125 Conner Blvd, Suite E  
 Tallahassee, FL 32399-1650

NICOLE "NIKKI" FRIED  
 COMMISSIONER

Section 388.341 F.S., Rule 5E-13.027, F.A.C.  
 Telephone: (850) 617-7911; Fax (850) 617-7939

COUNTY/ DISTRICT South Walton County Mosquito FISCAL YEAR: 2021-2022 MONTH: June

**LOCAL FUNDS RECEIPTS AND BALANCES**

| ACCT NO                             | DESCRIPTION                           | Budgeted Receipts       | Monthly Receipts    | Receipts Year to Date  | Balance to Be Collected |
|-------------------------------------|---------------------------------------|-------------------------|---------------------|------------------------|-------------------------|
| 311                                 | Ad Valorem (Current/Delinquent)       | \$ 5,336,318.00         | \$ 90,668.04        | \$ 5,205,861.79        | \$ 130,456.21           |
| 334.1                               | State Grant                           | \$ -                    | \$ -                | \$ -                   | \$ -                    |
| 362                                 | Equipment Rentals                     | \$ -                    | \$ -                | \$ -                   | \$ -                    |
| 337                                 | Grants and Donations                  | \$ -                    | \$ -                | \$ -                   | \$ -                    |
| 361                                 | Interest Earnings                     | \$ 20,000.00            | \$ 3,979.86         | \$ 12,872.42           | \$ 7,127.58             |
| 364                                 | Equipment and/or Other Sales          | \$ 15,000.00            | \$ -                | \$ 157,000.00          | \$ (142,000.00)         |
| 369                                 | Misc./Refunds (prior yr expenditures) | \$ 1,500.00             | \$ 79.50            | \$ 157.97              | \$ 1,342.03             |
| 380                                 | Other Sources                         | \$ 2,000.00             | \$ -                | \$ 518.87              | \$ 1,481.13             |
| 389                                 | Loans                                 | \$ -                    | \$ -                | \$ -                   | \$ -                    |
| <b>TOTAL RECEIPTS</b>               |                                       | <b>\$ 5,374,818.00</b>  | <b>\$ 94,727.40</b> | <b>\$ 5,376,411.05</b> | <b>\$ (1,593.05)</b>    |
| <b>BEGINNING FUND BALANCE</b>       |                                       | <b>\$ 9,623,094.09</b>  | <b>\$ -</b>         | <b>\$ -</b>            | <b>\$ 9,623,094.09</b>  |
| <b>Total Receipts &amp; Balance</b> |                                       | <b>\$ 14,997,912.09</b> | <b>\$ 94,727.40</b> | <b>\$ 5,376,411.05</b> | <b>\$ 9,621,501.04</b>  |

**LOCAL FUNDS EXPENDITURES AND BALANCES**

| ACCT NO  | Uniform Accounting System Transaction Code    | Budgeted Expenditures   | Monthly Expenditures  | Expenditures Year to Date | Balance to Be Expended   |
|--|---|-------------------------|-----------------------|---------------------------|--------------------------|
| 10   | Personal Services                             | \$ 1,227,130.35         | \$ 71,492.75          | \$ 621,168.37             | \$ 605,961.98            |
| 20   | Personal Service Benefits                     | \$ 596,279.00           | \$ 38,863.12          | \$ 338,804.07             | \$ 257,474.93            |
| 30   | Operating Expense                             | \$ 420,000.00           | \$ 7,188.01           | \$ 221,774.53             | \$ 198,225.47            |
| 40   | Travel & Per Diem                             | \$ 78,000.00            | \$ 6,200.46           | \$ 39,171.77              | \$ 38,828.23             |
| 41   | Communication Services                        | \$ 24,500.00            | \$ 1,835.98           | \$ 16,061.83              | \$ 8,438.17              |
| 42   | Freight Services                              | \$ 3,000.00             | \$ 140.03             | \$ 1,554.32               | \$ 1,445.68              |
| 43   | Utility Service                               | \$ 10,600.00            | \$ 829.77             | \$ 6,681.91               | \$ 3,918.09              |
| 44   | Rentals & Leases                              | \$ 52,310.00            | \$ 363.79             | \$ 1,073.85               | \$ 51,236.15             |
| 45   | Insurance                                     | \$ 95,000.00            | \$ -                  | \$ 39,860.00              | \$ 55,140.00             |
| 46   | Repairs & Maintenance                         | \$ 77,710.00            | \$ 1,880.56           | \$ 23,671.79              | \$ 54,038.21             |
| 47   | Printing and Binding                          | \$ 2,500.00             | \$ 50.81              | \$ 881.58                 | \$ 1,618.42              |
| 48   | Promotional Activities                        | \$ 20,000.00            | \$ -                  | \$ 554.99                 | \$ 19,445.01             |
| 49   | Other Charges                                 | \$ 7,975.00             | \$ 358.43             | \$ 3,699.88               | \$ 4,275.12              |
| 51   | Office Supplies                               | \$ 40,000.00            | \$ 480.07             | \$ 7,921.82               | \$ 32,078.18             |
| 52.1   | Gasoline/Oil/Lube                             | \$ 52,000.00            | \$ 5,523.47           | \$ 26,413.03              | \$ 25,586.97             |
| 52.2   | Chemicals                                     | \$ 625,167.00           | \$ 26,876.00          | \$ 318,532.52             | \$ 306,634.48            |
| 52.3   | Protective Clothing                           | \$ 16,500.00            | \$ -                  | \$ 1,052.16               | \$ 15,447.84             |
| 52.4   | Misc. Supplies                                | \$ 171,000.00           | \$ 3,259.80           | \$ 35,013.86              | \$ 135,986.14            |
| 52.5   | Tools & Implements                            | \$ 28,000.00            | \$ 1,769.98           | \$ 6,523.61               | \$ 21,476.39             |
| 54   | Publications & Dues                           | \$ 21,781.40            | \$ -                  | \$ 11,631.32              | \$ 10,150.08             |
| 55   | Training                                      | \$ 80,000.00            | \$ 100.00             | \$ 26,483.78              | \$ 53,516.22             |
| 60   | Capital Outlay                                | \$ 9,718,459.34         | \$ 3,712.50           | \$ 703,712.80             | \$ 9,014,746.54          |
| 71   | Principal                                     | \$ -                    | \$ -                  | \$ -                      | \$ -                     |
| 72   | Interest                                      | \$ -                    | \$ -                  | \$ -                      | \$ -                     |
| 81   | Aids to Government Agencies                   | \$ -                    | \$ -                  | \$ -                      | \$ -                     |
| 83   | Other Grants and Aids                         | \$ -                    | \$ -                  | \$ -                      | \$ -                     |
| 89   | Contingency (Current Year)                    | \$ 600,000.00           | \$ -                  | \$ -                      | \$ 600,000.00            |
| 99   | Payment of Prior Year Accounts                | \$ -                    | \$ -                  | \$ -                      | \$ -                     |
| <b>TOTAL BUDGET AND CHARGES</b>                  |   | <b>\$ 13,967,912.09</b> | <b>\$ 170,925.53</b>  | <b>\$ 2,452,243.79</b>    | <b>\$ 11,515,668.30</b>  |
| 0.001  | Reserves - Future Capital Outlay              | \$ 700,000.00           | \$ -                  | \$ -                      | \$ 700,000.00            |
| 0.002  | Reserves - Self-Insurance                     | \$ -                    | \$ -                  | \$ -                      | \$ -                     |
| 0.003  | Reserves - Cash Balance to be Carried Forward | \$ 300,000.00           | \$ -                  | \$ -                      | \$ 300,000.00            |
| 0.004  | Reserves - Sick and Annual Leave              | \$ 30,000.00            | \$ -                  | \$ -                      | \$ 30,000.00             |
| <b>TOTAL RESERVES ENDING BALANCE</b>             |   | <b>\$ 1,030,000.00</b>  | <b>\$ -</b>           | <b>\$ -</b>               | <b>\$ 1,030,000.00</b>   |
| <b>TOTAL BUDGETARY EXPENDITURES and BALANCES</b> |   | <b>\$ 14,997,912.09</b> | <b>\$ 170,925.53</b>  | <b>\$ 2,452,243.79</b>    | <b>\$ 12,545,668.30</b>  |
| <b>ENDING FUND BALANCE</b>                       |   | <b>\$ -</b>             | <b>\$ (76,198.13)</b> | <b>\$ 2,924,167.26</b>    | <b>\$ (2,924,167.26)</b> |

By submission of this monthly report of receipts, expenditures, and balances, I attest it is true and correct.

  
 Director Signature Date 7/11/22

**Monthly to Budget**

CFY to Budget

| 2021-2022   | Budget          |                              |                  | Oct-21        | Nov-21          | Dec-21          | Jan-22        | Feb-22        | Mar-22        | Apr-22        | May-22        | Jun-22        | Jul-22   | Aug-22   | Sep-22   | YTD                   |                  | YTD            |  |
|---|-----------------|------------------------------|------------------|---------------|-----------------|-----------------|---------------|---------------|---------------|---------------|---------------|---------------|----------|----------|----------|-----------------------|------------------|----------------|--|
|   | Budget          | Budget Amend #1<br>(12-2021) | Adjusted Budget  | Receipts      | Receipts        | Receipts        | Receipts      | Receipts      | Receipts      | Receipts      | Receipts      | Receipts      | Receipts | Receipts | Receipts | Total Expenses<br>YTD | Remaining Budget | % of<br>Budget |  |
| Acct #  |                 |                              |                  |               |                 |                 |               |               |               |               |               |               |          |          |          |                       |                  |                |  |
| 311 Ad Valorem (Current/Deliquent)                  | \$ 5,336,318.00 |                              | \$ 5,336,318.00  | \$ 37,298.98  | \$ 2,683,876.82 | \$ 1,690,284.40 | \$ 275,665.17 | \$ 135,794.16 | \$ 124,026.97 | \$ 143,826.88 | \$ 24,403.08  | \$ 90,668.04  |          |          |          | \$ 5,205,844.50       | \$ 130,473.50    | 97.55%         |  |
| 334.1 State Grant                                   |                 |                              | \$ -             |               |                 |                 |               |               |               |               |               |               |          |          |          |                       |                  |                |  |
| 362 Equipment Rental                                |                 |                              | \$ -             |               |                 |                 |               |               |               |               |               |               |          |          |          |                       |                  |                |  |
| 337 Grants and Donations                            |                 |                              | \$ -             |               |                 |                 |               |               |               |               |               |               |          |          |          |                       |                  |                |  |
| 361 Interest Earnings                               | \$ 20,000.00    |                              | \$ 20,000.00     | \$ 1,047.04   | \$ 257.74       | \$ 1,235.77     | \$ 731.67     | \$ 368.03     | \$ 1,972.78   | \$ 1,262.14   |               | \$ 3,979.86   |          |          |          | \$ 10,855.03          | \$ 9,144.97      | 54.28%         |  |
| 364 Equipment and/or Other Sales                    | \$ 15,000.00    |                              | \$ 15,000.00     |               |                 |                 |               |               | \$ 76,500.00  | \$ -          |               |               |          |          |          | \$ 76,500.00          | \$ (61,500.00)   | 510.00%        |  |
| 369 Misc./Refund (Prior year expenditures)          | \$ 1,500.00     |                              | \$ 1,500.00      |               |                 |                 |               |               | \$ 35.25      | \$ 43.22      |               | \$ 79.50      |          |          |          | \$ 157.97             | \$ 1,342.03      | .              |  |
| 380 Other Sources                                   | \$ 2,000.00     |                              | \$ 2,000.00      |               |                 | \$ 470.47       | \$ 31.43      | \$ 16.97      |               |               |               |               |          |          |          | \$ 518.87             | \$ 1,481.13      | 25.94%         |  |
| 389 Loans   |                 |                              | \$ -             |               |                 |                 |               |               |               |               |               |               |          |          |          |                       |                  |                |  |
| Total Receipts                                      | \$ 5,374,818.00 |                              | \$ 5,374,818.00  | \$ 38,346.02  | \$ 2,684,134.56 | \$ 1,691,990.64 | \$ 276,428.27 | \$ 136,179.16 | \$ 202,535.00 | \$ 145,132.24 | \$ 24,403.08  | \$ 94,727.40  | \$ -     | \$ -     | \$ -     | \$ 5,293,876.37       | \$ 80,941.63     | 98.49%         |  |
| Beginning Fund Balance                              |                 | \$ 9,623,094.09              | \$ 9,623,094.09  |               |                 |                 |               |               |               |               |               |               |          |          |          |                       |                  |                |  |
| Total Receipts & Balance                            | \$ 5,374,818.00 |                              | \$ 5,374,818.00  | \$ 38,346.02  | \$ 2,684,134.56 | \$ 1,691,990.64 | \$ 276,428.27 | \$ 136,179.16 | \$ 202,535.00 | \$ 145,132.24 | \$ 24,403.08  | \$ 94,727.40  | \$ -     | \$ -     | \$ -     | \$ 5,293,876.37       | \$ 80,941.63     | 98.49%         |  |
| Acct #  |                 |                              |                  |               |                 |                 |               |               |               |               |               |               |          |          |          |                       |                  |                |  |
| 10 Personal Services                                | \$ 1,047,130.35 | \$ 180,000.00                | \$ 1,227,130.35  | \$ 58,489.54  | \$ 70,491.15    | \$ 61,443.44    | \$ 64,064.92  | \$ 63,492.99  | \$ 97,273.76  | \$ 65,699.62  | \$ 68,932.13  | \$ 71,492.75  |          |          |          | \$ 621,380.30         | \$ 605,750.05    | 50.64%         |  |
| 20 Personal Services Benefits                       | \$ 596,279.00   |                              | \$ 596,279.00    | \$ 34,453.76  | \$ 35,946.74    | \$ 37,777.83    | \$ 41,059.74  | \$ 35,893.45  | \$ 41,593.06  | \$ 36,477.85  | \$ 36,214.09  | \$ 38,863.12  |          |          |          | \$ 338,279.64         | \$ 257,999.36    | 56.73%         |  |
| 30 Operating Expenses                               | \$ 420,000.00   |                              | \$ 420,000.00    | \$ 19,432.65  | \$ 76,469.73    | \$ 38,425.53    | \$ 27,779.33  | \$ 19,425.69  | \$ 10,248.90  | \$ 22,446.23  | \$ 10,780.90  | \$ 7,188.01   |          |          |          | \$ 232,196.97         | \$ 187,803.03    | 55.28%         |  |
| 40 Travel & Per Diem                                | \$ 43,000.00    | \$ 35,000.00                 | \$ 78,000.00     | \$ 2,712.46   | \$ 7,964.76     | \$ 1,010.08     | \$ 3,332.51   | \$ 6,474.55   | \$ 7,958.77   | \$ 2,397.09   | \$ 313.03     | \$ 6,200.46   |          |          |          | \$ 38,363.71          | \$ 39,636.29     | 49.18%         |  |
| 41 Communication Services                           | \$ 24,500.00    |                              | \$ 24,500.00     | \$ 1,726.75   | \$ 2,157.38     | \$ 1,435.27     | \$ 2,487.21   | \$ 1,807.68   | \$ 1,807.50   | \$ 1,825.23   | \$ 886.11     | \$ 1,835.98   |          |          |          | \$ 15,969.11          | \$ 8,530.89      | 65.18%         |  |
| 42 Freight Services                                 | \$ 3,000.00     |                              | \$ 3,000.00      | \$ 128.33     | \$ 147.12       | \$ 498.33       | \$ 24.13      | \$ 51.01      | \$ 151.77     | \$ 171.95     | \$ 143.39     | \$ 140.03     |          |          |          | \$ 1,456.06           | \$ 1,543.94      | 48.54%         |  |
| 43 Utility Service                                  | \$ 10,600.00    |                              | \$ 10,600.00     | \$ 1,011.99   | \$ 621.82       | \$ 666.50       | \$ 701.65     | \$ 913.42     | \$ 712.99     | \$ 579.86     | \$ 643.91     | \$ 829.77     |          |          |          | \$ 6,681.91           | \$ 3,918.09      | 63.04%         |  |
| 44 Rentals & Leases                                 | \$ 52,310.00    |                              | \$ 52,310.00     |               |                 | \$ 371.28       |               | \$ 230.37     | \$ 108.41     | \$ -          | \$ -          | \$ 363.79     |          |          |          | \$ 1,073.85           | \$ 51,236.15     | 2.05%          |  |
| 45 Insurance  | \$ 50,000.00    | \$ 45,000.00                 | \$ 95,000.00     | \$ 35,379.00  |                 |                 |               | \$ -          | \$ 4,481.00   | \$ -          | \$ -          | \$ -          |          |          |          | \$ 39,860.00          | \$ 55,140.00     | 41.96%         |  |
| 46 Repairs & Maintenance                            | \$ 77,710.00    |                              | \$ 77,710.00     | \$ 4,709.49   | \$ 3,488.46     | \$ 6,137.52     | \$ 1,083.68   | \$ 2,298.42   | \$ 857.18     | \$ 1,051.18   | \$ 1,285.05   | \$ 1,880.56   |          |          |          | \$ 22,791.54          | \$ 54,918.46     | 29.33%         |  |
| 47 Printing and Binding                             | \$ 2,500.00     |                              | \$ 2,500.00      | \$ 106.63     | \$ 132.74       |                 | \$ 54.56      | \$ -          | \$ 80.60      | \$ -          | \$ 290.00     | \$ 50.81      |          |          |          | \$ 715.34             | \$ 1,784.66      | 28.61%         |  |
| 48 Promotional Activities                           | \$ 20,000.00    |                              | \$ 20,000.00     |               |                 |                 | \$ (990.00)   | \$ 990.00     | \$ 554.99     | \$ -          | \$ -          | \$ -          |          |          |          | \$ 554.99             | \$ 19,445.01     | 2.77%          |  |
| 49 Other Charges                                    | \$ 7,975.00     |                              | \$ 7,975.00      | \$ 438.11     | \$ 619.02       | \$ 89.88        | \$ 40.85      | \$ 523.25     | \$ 445.05     | \$ 172.40     | \$ 739.07     | \$ 358.43     |          |          |          | \$ 3,426.06           | \$ 4,548.94      | 42.96%         |  |
| 51 Office Supplies                                  | \$ 15,000.00    | \$ 25,000.00                 | \$ 40,000.00     | \$ 554.42     | \$ 1,252.34     | \$ 2,072.85     | \$ 238.64     | \$ 863.90     | \$ 1,609.20   | \$ 337.53     | \$ 331.32     | \$ 480.07     |          |          |          | \$ 7,740.27           | \$ 32,259.73     | 19.35%         |  |
| 52.1 Gasoline/Oil/Lube                              | \$ 37,000.00    | \$ 15,000.00                 | \$ 52,000.00     | \$ 1,485.33   | \$ 2,858.93     | \$ 944.14       | \$ 2,420.20   | \$ 2,147.56   | \$ 2,548.87   | \$ 3,946.37   | \$ 4,538.16   | \$ 5,523.47   |          |          |          | \$ 26,413.03          | \$ 25,586.97     | 50.79%         |  |
| 52.2 Chemicals                                      | \$ 375,167.00   | \$ 250,000.00                | \$ 625,167.00    | \$ 20,907.07  |                 | \$ 16,200.45    | \$ 6,433.17   | \$ -          | \$ 10,538.00  | \$ 129,486.00 | \$ 114,525.00 | \$ 26,876.00  |          |          |          | \$ 324,965.69         | \$ 300,201.31    | 51.98%         |  |
| 52.3 Protective Clothing                            | \$ 16,500.00    |                              | \$ 16,500.00     | \$ 239.07     | \$ 287.22       | \$ 225.17       | \$ 20.71      | \$ 179.99     | \$ -          | \$ -          | \$ 100.00     | \$ -          |          |          |          | \$ 1,052.16           | \$ 15,447.84     | 6.38%          |  |
| 52.4 Misc Supplies                                  | \$ 41,000.00    | \$ 130,000.00                | \$ 171,000.00    | \$ 1,322.28   | \$ 591.78       | \$ 1,595.53     | \$ 2,564.99   | \$ 1,126.62   | \$ 6,394.37   | \$ 3,280.00   | \$ 3,331.56   | \$ 3,259.80   |          |          |          | \$ 23,466.93          | \$ 147,533.07    | 13.72%         |  |
| 52.5 Tools & Implements                             | \$ 3,000.00     | \$ 25,000.00                 | \$ 28,000.00     |               |                 | \$ 18.99        | \$ 4,253.55   | \$ -          | \$ 481.09     | \$ -          | \$ -          | \$ 1,769.98   |          |          |          | \$ 6,523.61           | \$ 21,476.39     | 23.30%         |  |
| 54 Publications & Dues                              | \$ 21,781.40    |                              | \$ 21,781.40     | \$ 221.00     | \$ 4,000.00     |                 |               | \$ 7,001.32   | \$ 230.00     | \$ -          | \$ 179.00     | \$ -          |          |          |          | \$ 11,631.32          | \$ 10,150.08     | 53.40%         |  |
| 55 Training   | \$ 20,000.00    | \$ 60,000.00                 | \$ 80,000.00     | \$ 3,253.69   | \$ 100.00       | \$ 8,300.00     | \$ 1,605.00   | \$ 1,892.88   | \$ 10,757.21  | \$ 350.00     | \$ 150.00     | \$ 100.00     |          |          |          | \$ 26,508.78          | \$ 53,491.22     | 33.14%         |  |
| 60 Capital Outlay                                   | \$ 860,365.25   | \$ 8,858,094.09              | \$ 9,718,459.34  |               | \$ 243,061.76   | \$ 10,068.75    | \$ 84,574.11  | \$ 220,870.37 | \$ 4,296.31   | \$ 23,362.50  | \$ 18,379.00  | \$ 3,712.50   |          |          |          | \$ 608,325.30         | \$ 9,110,134.04  | 6.26%          |  |
| 71 Principal  |                 |                              |                  |               |                 |                 |               |               |               |               |               |               |          |          |          |                       |                  |                |  |
| 72 Interest   |                 |                              |                  |               |                 |                 |               |               |               |               |               |               |          |          |          |                       |                  |                |  |
| 81 Aids to Government Agencies                      |                 |                              |                  |               |                 |                 |               |               |               |               |               |               |          |          |          |                       |                  |                |  |
| 83 Other Grant and Aids                             |                 |                              |                  |               |                 |                 |               |               |               |               |               |               |          |          |          |                       |                  |                |  |
| 89 Contingency (Current Year)                       | \$ 600,000.00   |                              | \$ 600,000.00    |               |                 |                 |               |               |               |               |               |               |          |          |          | \$ -                  | \$ 600,000.00    |                |  |
| 99 Payment of Prior Year Accounts                   |                 |                              |                  |               |                 |                 |               |               |               |               |               |               |          |          |          |                       |                  |                |  |
| Total Budget and Charges                            | \$ 4,344,818.00 | \$ 9,623,094.09              | \$ 13,967,912.09 | \$ 186,571.57 | \$ 450,190.95   | \$ 187,281.54   | \$ 241,748.95 | \$ 366,183.47 | \$ 203,129.03 | \$ 291,583.81 | \$ 261,761.72 | \$ 170,925.53 |          |          |          | \$ 2,359,376.57       | \$ 11,608,535.52 | 16.89%         |  |
| 0.001 Reserves - Future Capital Outlay              | \$ 700,000.00   |                              | \$ 700,000.00    | \$ -          | \$ -            | \$ -            | \$ -          | \$ -          | \$ -          | \$ -          | \$ -          | \$ -          |          |          |          | \$ -                  | \$ 700,000.00    |                |  |
| 0.002 Reserves - Self-Insurance                     | \$ -            |                              | \$ -             | \$ -          | \$ -            | \$ -            | \$ -          | \$ -          | \$ -          | \$ -          | \$ -          | \$ -          |          |          |          | \$ -                  | \$ -             |                |  |
| 0.003 Reserves - Cash Balance to be Carried Forward | \$ 300,000.00   |                              | \$ 300,000.00    | \$ -          | \$ -            | \$ -            | \$ -          | \$ -          | \$ -          | \$ -          | \$ -          | \$ -          |          |          |          | \$ -                  | \$ 300,000.00    |                |  |
| 0.004 Reserves - Sick and Annual Leave              | \$ 30,000.00    |                              | \$ 30,000.00     | \$ -          | \$ -            | \$ -            | \$ -          | \$ -          | \$ -          | \$ -          | \$ -          | \$ -          |          |          |          | \$ -                  | \$ 30,000.00     |                |  |
| Total Reserves                                      | \$ 1,030,000.00 |                              | \$ 1,030,000.00  | \$ -          | \$ -            | \$ -            | \$ -          | \$ -          | \$ -          | \$ -          | \$ -          | \$ -          |          |          |          | \$ -                  | \$ 1,030,000.00  |                |  |
| Total Budgetary Expenditure and Balances            | \$ 5,374,818.00 |                              | \$ 14,997,912.09 | \$ 186,571.57 | \$ 450,190.95   | \$ 187,281.54   | \$ 241,748.95 | \$ 366,183.47 | \$ 203,129.03 | \$ 291,583.81 | \$ 261,761.72 | \$ 170,925.53 |          |          |          | \$ 2,359,376.57       | \$ 12,638,535.52 | 15.73%         |  |

**South Walton County Mosquito Control District**  
**Profit & Loss Budget vs. Actual**  
 October 2021 through June 2022

|  | <u>Oct '21 - Jun 22</u> | <u>Budget</u>       | <u>\$ Over Budget</u> | <u>% of Budget</u> |
|--|-------------------------|---------------------|-----------------------|--------------------|
| <b>Income</b>                                |                         |                     |                       |                    |
| <b>311.000 · AD VALOREM</b>                  |                         |                     |                       |                    |
| 311.001 · Prior Year Taxes/Other             | 91,041.18               |                     |                       |                    |
| 311.000 · AD VALOREM - Other                 | <u>5,114,820.61</u>     | <u>5,336,318.00</u> | <u>-221,497.39</u>    | <u>95.85%</u>      |
| <b>Total 311.000 · AD VALOREM</b>            | 5,205,861.79            | 5,336,318.00        | -130,456.21           | 97.56%             |
| 364.000 · Disposition of Fixed Assets        | 157,000.00              | 15,000.00           | 142,000.00            | 1,046.67%          |
| 369.000 · Other Misc Revenues                | 676.84                  | 1,500.00            | -823.16               | 45.12%             |
| 380 · Other Sources                          | 0.00                    | 2,000.00            | -2,000.00             | 0.0%               |
| 402.001 · Interest income                    | <u>12,041.30</u>        | <u>20,000.00</u>    | <u>-7,958.70</u>      | <u>60.21%</u>      |
| <b>Total Income</b>                          | <u>5,375,579.93</u>     | <u>5,374,818.00</u> | <u>761.93</u>         | <u>100.01%</u>     |
| <b>Gross Profit</b>                          | 5,375,579.93            | 5,374,818.00        | 761.93                | 100.01%            |
| <b>Expense</b>                               |                         |                     |                       |                    |
| <b>10 · PERSONAL SERVICES</b>                |                         |                     |                       |                    |
| 11 · Commissioner Salaries                   | 10,707.96               | 14,400.00           | -3,692.04             | 74.36%             |
| 12 · Regular Salaries and wages              |                         |                     |                       |                    |
| 16 · Compensated annual leave                | 37,311.71               |                     |                       |                    |
| 12 · Regular Salaries and wages - Other      | <u>568,638.58</u>       | <u>1,196,930.35</u> | <u>-628,291.77</u>    | <u>47.51%</u>      |
| <b>Total 12 · Regular Salaries and wages</b> | 605,950.29              | 1,196,930.35        | -590,980.06           | 50.63%             |
| 13 · Other salaries and wages                | 0.00                    | 5,000.00            | -5,000.00             | 0.0%               |
| 14 · Overtime                                |                         |                     |                       |                    |
| 18 · Compensated Compensatory Leave          | 3,754.33                |                     |                       |                    |
| 14 · Overtime - Other                        | <u>490.54</u>           | <u>10,800.00</u>    | <u>-10,309.46</u>     | <u>4.54%</u>       |
| <b>Total 14 · Overtime</b>                   | 4,244.87                | 10,800.00           | -6,555.13             | 39.3%              |
| 10 · PERSONAL SERVICES - Other               | <u>0.00</u>             |                     |                       |                    |
| <b>Total 10 · PERSONAL SERVICES</b>          | 620,903.12              | 1,227,130.35        | -606,227.23           | 50.6%              |
| <b>20 · PERSONAL SERVICES BENEFITS</b>       |                         |                     |                       |                    |
| 21 · FICA Taxes                              | 46,213.57               | 82,500.00           | -36,286.43            | 56.02%             |
| 21.3 · Federal Unemployment                  | 1,395.28                |                     |                       |                    |
| 22 · Retirement contributions                |                         |                     |                       |                    |
| 22.2 · FRS paid by District                  | 79,426.86               | 131,979.00          | -52,552.14            | 60.18%             |
| 22 · Retirement contributions - Other        | <u>0.00</u>             | <u>0.00</u>         | <u>0.00</u>           | <u>0.0%</u>        |
| <b>Total 22 · Retirement contributions</b>   | 79,426.86               | 131,979.00          | -52,552.14            | 60.18%             |

**South Walton County Mosquito Control District**  
**Profit & Loss Budget vs. Actual**  
 October 2021 through June 2022

|   | <u>Oct '21 - Jun 22</u> | <u>Budget</u>     | <u>\$ Over Budget</u> | <u>% of Budget</u> |
|---|-------------------------|-------------------|-----------------------|--------------------|
| <b>23 · Life and Health Insurance</b>           |                         |                   |                       |                    |
| 23.1 · AFLAC                                    | 506.32                  |                   |                       |                    |
| 23.2 · Walton County Group Medical              | 163,678.08              |                   |                       |                    |
| 23.3 · Walton County Vision                     | 302.91                  |                   |                       |                    |
| 23.35 · Walton County Life (OCHS)               | -106.57                 |                   |                       |                    |
| 23.4 · METLIFE                                  | 2,566.10                |                   |                       |                    |
| 23.5 · Unum                                     | 9,486.88                |                   |                       |                    |
| 23.55 · Unum Dental                             | 5,695.65                |                   |                       |                    |
| 23.6 · Guardian                                 | 0.00                    |                   |                       |                    |
| 23.7 · Supplement Insurance Program             | 3,533.25                |                   |                       |                    |
| 23 · Life and Health Insurance - Other          | 0.00                    | 352,000.00        | -352,000.00           | 0.0%               |
| <b>Total 23 · Life and Health Insurance</b>     | <b>185,662.62</b>       | <b>352,000.00</b> | <b>-166,337.38</b>    | <b>52.75%</b>      |
| <b>24 · WORKERS COMP</b>                        | <b>9,262.75</b>         | <b>19,800.00</b>  | <b>-10,537.25</b>     | <b>46.78%</b>      |
| <b>25 · Unemployment Compensation</b>           | <b>-1,364.35</b>        | <b>10,000.00</b>  | <b>-11,364.35</b>     | <b>-13.64%</b>     |
| <b>26 · Other postemployment benefits</b>       |                         |                   |                       |                    |
| 26.2 · Jose Hernandez                           | 9,607.48                |                   |                       |                    |
| 26.3 · Geraldine Via                            | 9,599.11                |                   |                       |                    |
| <b>Total 26 · Other postemployment benefits</b> | <b>19,206.59</b>        |                   |                       |                    |
| <b>Total 20 · PERSONAL SERVICES BENEFITS</b>    | <b>339,803.32</b>       | <b>596,279.00</b> | <b>-256,475.68</b>    | <b>56.99%</b>      |
| <b>30 · OPERATING EXPENSES</b>                  |                         |                   |                       |                    |
| 30.3 · Kristine Faulk                           | 1,350.00                | 1,800.00          | -450.00               | 75.0%              |
| 30.4 · Donna Johns                              | 1,350.00                | 1,800.00          | -450.00               | 75.0%              |
| 30.5 · J Doug Liles                             | 1,350.00                | 1,800.00          | -450.00               | 75.0%              |
| <b>31 · Professional Services</b>               |                         |                   |                       |                    |
| 31.1 · Property Appraiser Fees                  | 49,497.46               | 50,000.00         | -502.54               | 99.0%              |
| 31.2 · Tax Collector Fees                       | 103,656.60              | 80,000.00         | 23,656.60             | 129.57%            |
| 31.4 · Medical Services                         | 935.00                  | 5,000.00          | -4,065.00             | 18.7%              |
| <b>Total 31 · Professional Services</b>         | <b>154,089.06</b>       | <b>135,000.00</b> | <b>19,089.06</b>      | <b>114.14%</b>     |
| <b>31.3 · Legal and Engineering Service</b>     |                         |                   |                       |                    |
| 31.5 · Hydro Engineering Services               | 15,160.00               | 50,000.00         | -34,840.00            | 30.32%             |
| 31.6 · Legal Services                           | 16,717.55               | 70,000.00         | -53,282.45            | 23.88%             |
| 31.7 · Grant Professional                       | 0.00                    | 120,000.00        | -120,000.00           | 0.0%               |

**South Walton County Mosquito Control District**  
**Profit & Loss Budget vs. Actual**  
 October 2021 through June 2022

|   | <u>Oct '21 - Jun 22</u> | <u>Budget</u>     | <u>\$ Over Budget</u> | <u>% of Budget</u> |
|---|-------------------------|-------------------|-----------------------|--------------------|
| 31.8 · Albrecht Engineering                       | 1,080.00                |                   |                       |                    |
| 31.3 · Legal and Engineering Service - Other      | 0.00                    | 0.00              | 0.00                  | 0.0%               |
| <b>Total 31.3 · Legal and Engineering Service</b> | <b>32,957.55</b>        | <b>240,000.00</b> | <b>-207,042.45</b>    | <b>13.73%</b>      |
| <b>32 · ACCOUNTING &amp; AUDITING</b>             |                         |                   |                       |                    |
| 32.1 · Audit                                      | 6,500.00                |                   |                       |                    |
| 32.2 · OPEB                                       | 1,850.00                |                   |                       |                    |
| 32 · ACCOUNTING & AUDITING - Other                | 8.70                    | 20,000.00         | -19,991.30            | 0.04%              |
| <b>Total 32 · ACCOUNTING &amp; AUDITING</b>       | <b>8,358.70</b>         | <b>20,000.00</b>  | <b>-11,641.30</b>     | <b>41.79%</b>      |
| <b>34.00 · Other Services</b>                     |                         |                   |                       |                    |
| 34.12 · Other services IT Hosting                 |                         |                   |                       |                    |
| 34.125 · Cumulus                                  | 1,811.48                | 5,000.00          | -3,188.52             | 36.23%             |
| 34.12 · Other services IT Hosting - Other         | 984.51                  | 1,600.00          | -615.49               | 61.53%             |
| <b>Total 34.12 · Other services IT Hosting</b>    | <b>2,795.99</b>         | <b>6,600.00</b>   | <b>-3,804.01</b>      | <b>42.36%</b>      |
| 34.20 · UNIFIRST                                  | 4,751.66                | 10,000.00         | -5,248.34             | 47.52%             |
| 34.31 · IFIXCOMPUTERS MONTHLY FEES                | 8,290.00                |                   |                       |                    |
| 34.33 · Other Contractual Services                | 1,945.54                |                   |                       |                    |
| 34.00 · Other Services - Other                    | 609.00                  | 3,000.00          | -2,391.00             | 20.3%              |
| <b>Total 34.00 · Other Services</b>               | <b>18,392.19</b>        | <b>19,600.00</b>  | <b>-1,207.81</b>      | <b>93.84%</b>      |
| <b>Total 30 · OPERATING EXPENSES</b>              | <b>217,847.50</b>       | <b>420,000.00</b> | <b>-202,152.50</b>    | <b>51.87%</b>      |
| <b>40 · TRAVEL &amp; PER DIEM</b>                 |                         |                   |                       |                    |
| 40.1 · PER DIEM OR MEALS                          | 6,749.16                | 20,000.00         | -13,250.84            | 33.75%             |
| 40.2 · INCIDENTAL TRAVEL                          | 563.36                  | 3,000.00          | -2,436.64             | 18.78%             |
| 40.3 · PRIVIATE VEHICLES                          | 9,422.91                | 20,000.00         | -10,577.09            | 47.12%             |
| 40.4 · Hotel                                      | 21,451.19               | 35,000.00         | -13,548.81            | 61.29%             |
| 40.5 · Air Lines                                  | 817.32                  |                   |                       |                    |
| 40 · TRAVEL & PER DIEM - Other                    | 167.83                  |                   |                       |                    |
| <b>Total 40 · TRAVEL &amp; PER DIEM</b>           | <b>39,171.77</b>        | <b>78,000.00</b>  | <b>-38,828.23</b>     | <b>50.22%</b>      |
| <b>41 · COMMUNICATION SERVICES</b>                |                         |                   |                       |                    |
| 41.1 · Cellular Service                           | 8,389.48                |                   |                       |                    |
| 41.2 · Office Phone & Internet                    | 7,672.35                |                   |                       |                    |
| 41 · COMMUNICATION SERVICES - Other               | 0.00                    | 24,500.00         | -24,500.00            | 0.0%               |
| <b>Total 41 · COMMUNICATION SERVICES</b>          | <b>16,061.83</b>        | <b>24,500.00</b>  | <b>-8,438.17</b>      | <b>65.56%</b>      |

**South Walton County Mosquito Control District**  
**Profit & Loss Budget vs. Actual**  
October 2021 through June 2022

|  | <u>Oct '21 - Jun 22</u> | <u>Budget</u> | <u>\$ Over Budget</u> | <u>% of Budget</u> |
|--|-------------------------|---------------|-----------------------|--------------------|
| 42 · FREIGHT SERVICES                          | 1,554.32                | 3,000.00      | -1,445.68             | 51.81%             |
| 43 · UTILITY SERVICES                          |                         |               |                       |                    |
| 43.02 · Water/Sewer                            | 1,031.27                |               |                       |                    |
| 43.03 · Electrical                             | 4,643.18                |               |                       |                    |
| 43.04 · GARBAGE SOLID WASTE SERVICES           | 1,007.46                |               |                       |                    |
| 43 · UTILITY SERVICES - Other                  | 0.00                    | 10,600.00     | -10,600.00            | 0.0%               |
| Total 43 · UTILITY SERVICES                    | 6,681.91                | 10,600.00     | -3,918.09             | 63.04%             |
| 44 · RENTALS & LEASES                          | 1,073.85                | 52,310.00     | -51,236.15            | 2.05%              |
| 45 · INSURANCE                                 |                         |               |                       |                    |
| 45.3 · FLOOD INSURANCE                         | 5,215.00                |               |                       |                    |
| 45.6 · General liability                       | 34,645.00               |               |                       |                    |
| 45 · INSURANCE - Other                         | 0.00                    | 95,000.00     | -95,000.00            | 0.0%               |
| Total 45 · INSURANCE                           | 39,860.00               | 95,000.00     | -55,140.00            | 41.96%             |
| 46 · REPAIR & MAINTENANCE SERVICES             |                         |               |                       |                    |
| 46.11 · Maint Bldg/Ground by others            | 1,411.60                | 10,000.00     | -8,588.40             | 14.12%             |
| 46.2 · Maintenance of Automotive Equip         | 1,038.65                | 3,000.00      | -1,961.35             | 34.62%             |
| 46.3 · Maintenance of Equipment Office         |                         |               |                       |                    |
| 46.31 · Software Maintenance Office Eq         | 11,542.00               | 31,000.00     | -19,458.00            | 37.23%             |
| 46.33 · IFIX COMPUTERS                         | 4,268.27                |               |                       |                    |
| 46.3 · Maintenance of Equipment Office - Other | 2,268.25                | 2,000.00      | 268.25                | 113.41%            |
| Total 46.3 · Maintenance of Equipment Office   | 18,078.52               | 33,000.00     | -14,921.48            | 54.78%             |
| 46.4 · Maint Other Equipment by others         | 0.00                    | 5,450.00      | -5,450.00             | 0.0%               |
| 46.5 · Maint of Build & Grounds by Dis         | 882.76                  | 10,000.00     | -9,117.24             | 8.83%              |
| 46.6 · Maint of equipment by District          | 6,153.36                | 15,060.00     | -8,906.64             | 40.86%             |
| 46.61 · Maintenance material                   | 99.93                   | 1,200.00      | -1,100.07             | 8.33%              |
| Total 46 · REPAIR & MAINTENANCE SERVICES       | 27,664.82               | 77,710.00     | -50,045.18            | 35.6%              |
| 47 · PRINTING & BINDING                        | 591.58                  | 2,500.00      | -1,908.42             | 23.66%             |
| 48 · PROMOTIONAL ACTIVITIES                    | 554.99                  | 20,000.00     | -19,445.01            | 2.78%              |
| 49 · OTHER CURRENT CHARGES                     |                         |               |                       |                    |
| 49.1 · Other Government Agencies               | 809.75                  | 1,675.00      | -865.25               | 48.34%             |
| 49.2 · advertising required by law             | 2,812.63                | 6,000.00      | -3,187.37             | 46.88%             |
| 49 · OTHER CURRENT CHARGES - Other             | 77.50                   | 300.00        | -222.50               | 25.83%             |



**South Walton County Mosquito Control District**  
**Profit & Loss Budget vs. Actual**  
 October 2021 through June 2022

|  | <u>Oct '21 - Jun 22</u> | <u>Budget</u>     | <u>\$ Over Budget</u> | <u>% of Budget</u> |
|--|-------------------------|-------------------|-----------------------|--------------------|
| <b>Total 49 · OTHER CURRENT CHARGES</b>          | 3,699.88                | 7,975.00          | -4,275.12             | 46.39%             |
| <b>50 · SUPPLIES/MATERIALS</b>                   |                         |                   |                       |                    |
| 50.1 · Culligan                                  | 496.60                  |                   |                       |                    |
| 50.3 · Sunshine Committee                        | 1,908.94                |                   |                       |                    |
| 51 · Office Supplies                             | 5,516.28                | 40,000.00         | -34,483.72            | 13.79%             |
| <b>Total 50 · SUPPLIES/MATERIALS</b>             | <u>7,921.82</u>         | <u>40,000.00</u>  | <u>-32,078.18</u>     | <u>19.81%</u>      |
| <b>52 · Operating Supplies</b>                   |                         |                   |                       |                    |
| 50.2 · Food                                      | 0.00                    | 0.00              | 0.00                  | 0.0%               |
| 52.1 · Gasoline Oil Lubricant                    |                         |                   |                       |                    |
| 52.11 · Gasoline                                 | 20,591.84               |                   |                       |                    |
| 52.12 · Diesel                                   | 5,871.19                |                   |                       |                    |
| 52.1 · Gasoline Oil Lubricant - Other            | 0.00                    | 52,000.00         | -52,000.00            | 0.0%               |
| <b>Total 52.1 · Gasoline Oil Lubricant</b>       | <u>26,463.03</u>        | <u>52,000.00</u>  | <u>-25,536.97</u>     | <u>50.89%</u>      |
| 52.2 · Chemicals Solvents Additives              |                         |                   |                       |                    |
| 52.20 · VECTOLEX FG                              | 10,538.00               | 50,190.00         | -39,652.00            | 21.0%              |
| 52.201 · PermaSease                              | 109,351.00              | 61,875.00         | 47,476.00             | 176.73%            |
| 52.202 · Fyfanon                                 | 43,297.00               | 35,202.30         | 8,094.70              | 123.0%             |
| 52.203 · Metalarv XRP                            | 21,158.00               |                   |                       |                    |
| 52.21 · Natular XRT Tablet                       | 64,548.00               | 0.00              | 64,548.00             | 100.0%             |
| 52.22 · VLX VCTOLEX WDG                          | 4,486.07                | 17,969.70         | -13,483.63            | 24.97%             |
| 52.23 · NatularG30 Clarke                        | 30,740.00               | 48,000.00         | -17,260.00            | 64.04%             |
| 52.25 · Fourstar BTI CRG 35 lb                   | 34,414.45               | 87,570.00         | -53,155.55            | 39.3%              |
| 52.26 · Altosid XR Slim                          | 0.00                    | 40,000.00         | -40,000.00            | 0.0%               |
| 52.28 · VectoBac WDG                             | 0.00                    | 7,360.00          | -7,360.00             | 0.0%               |
| 52.2 · Chemicals Solvents Additives - Other      | 0.00                    | 277,000.00        | -277,000.00           | 0.0%               |
| <b>Total 52.2 · Chemicals Solvents Additives</b> | <u>318,532.52</u>       | <u>625,167.00</u> | <u>-306,634.48</u>    | <u>50.95%</u>      |
| 52.3 · Clothing and Wearing Apparel              |                         |                   |                       |                    |
| 52.32 · Boots                                    | 1,031.45                |                   |                       |                    |
| 52.33 · Misc. clothing                           | 20.71                   |                   |                       |                    |
| 52.3 · Clothing and Wearing Apparel - Other      | 0.00                    | 16,500.00         | -16,500.00            | 0.0%               |
| <b>Total 52.3 · Clothing and Wearing Apparel</b> | <u>1,052.16</u>         | <u>16,500.00</u>  | <u>-15,447.84</u>     | <u>6.38%</u>       |
| 52.4 · Misc Supplies & Incidentals               |                         |                   |                       |                    |

**South Walton County Mosquito Control District**  
**Profit & Loss Budget vs. Actual**  
 October 2021 through June 2022

|   | <u>Oct '21 - Jun 22</u> | <u>Budget</u>        | <u>\$ Over Budget</u> | <u>% of Budget</u> |
|---|-------------------------|----------------------|-----------------------|--------------------|
| 52.41 · Yellow Fly                                  | 7,566.22                |                      |                       |                    |
| 52.42 · Mosquito                                    | 1,752.42                |                      |                       |                    |
| 52.43 · DITCHES                                     | 854.40                  |                      |                       |                    |
| 52.44 · Safety                                      |                         |                      |                       |                    |
| 52.441 · COVID                                      | 265.92                  |                      |                       |                    |
| 52.44 · Safety - Other                              | 3,018.37                |                      |                       |                    |
| <b>Total 52.44 · Safety</b>                         | <b>3,284.29</b>         |                      |                       |                    |
| 52.45 · Shop  | 3,582.57                |                      |                       |                    |
| 52.47 · Chickens                                    | 3,303.35                | 0.00                 | 3,303.35              | 100.0%             |
| 52.48 · Lab   | 10,753.11               |                      |                       |                    |
| 52.49 · Fish  | 391.47                  |                      |                       |                    |
| 52.4 · Misc Supplies & Incidentals - Other          | 1,538.33                | 171,000.00           | -169,461.67           | 0.9%               |
| <b>Total 52.4 · Misc Supplies &amp; Incidentals</b> | <b>33,026.16</b>        | <b>171,000.00</b>    | <b>-137,973.84</b>    | <b>19.31%</b>      |
| 52.5 · Tool and small implements                    | 6,523.61                | 28,000.00            | -21,476.39            | 23.3%              |
| <b>Total 52 · Operating Supplies</b>                | <b>385,597.48</b>       | <b>892,667.00</b>    | <b>-507,069.52</b>    | <b>43.2%</b>       |
| 54 · BOOKS, DUES & SUBSCRIPTIONS                    | 11,565.32               | 21,781.40            | -10,216.08            | 53.1%              |
| 55 · TRAINING                                       |                         |                      |                       |                    |
| 55.1 · Conferences                                  | 9,693.69                |                      |                       |                    |
| 55.2 · Classroom Education                          | 8,772.88                |                      |                       |                    |
| 55 · TRAINING - Other                               | 8,017.21                | 80,000.00            | -71,982.79            | 10.02%             |
| <b>Total 55 · TRAINING</b>                          | <b>26,483.78</b>        | <b>80,000.00</b>     | <b>-53,516.22</b>     | <b>33.11%</b>      |
| 60 · CAPITAL OUTLAY                                 |                         |                      |                       |                    |
| 60.1 · DAG  | 55,765.06               | 75,000.00            | -19,234.94            | 74.35%             |
| 60 · CAPITAL OUTLAY - Other                         | 647,947.74              | 9,643,459.34         | -8,995,511.60         | 6.72%              |
| <b>Total 60 · CAPITAL OUTLAY</b>                    | <b>703,712.80</b>       | <b>9,718,459.34</b>  | <b>-9,014,746.54</b>  | <b>7.24%</b>       |
| 89 · CONTINQUENCY                                   | 0.00                    | 600,000.00           | -600,000.00           | 0.0%               |
| <b>Total Expense</b>                                | <b>2,450,750.09</b>     | <b>13,967,912.09</b> | <b>-11,517,162.00</b> | <b>17.55%</b>      |
| <b>Net Income</b>                                   | <b>2,924,829.84</b>     | <b>-8,593,094.09</b> | <b>11,517,923.93</b>  | <b>-34.04%</b>     |

**South Walton County Mosquito Control District**  
**Profit & Loss Prev Year Comparison**  
 October 1, 2021 through July 11, 2022

|  | <u>Oct 1, '21 - Jul 11, 22</u> | <u>Oct 1, '20 - Jul 11, 21</u> | <u>\$ Change</u> | <u>% Change</u> |
|--|--------------------------------|--------------------------------|------------------|-----------------|
| <b>Income</b>                                |                                |                                |                  |                 |
| <b>311.000 · AD VALOREM</b>                  |                                |                                |                  |                 |
| 311.001 · Prior Year Taxes/Other             | 91,041.18                      | 90,561.73                      | 479.45           | 0.53%           |
| 311.000 · AD VALOREM - Other                 | 5,114,820.61                   | 4,711,070.85                   | 403,749.76       | 8.57%           |
| <b>Total 311.000 · AD VALOREM</b>            | <u>5,205,861.79</u>            | <u>4,801,632.58</u>            | 404,229.21       | 8.42%           |
| 364.000 · Disposition of Fixed Assets        | 157,000.00                     | 104,714.00                     | 52,286.00        | 49.93%          |
| 369.000 · Other Misc Revenues                | 676.84                         | 131,688.52                     | -131,011.68      | -99.49%         |
| 380 · Other Sources                          | 0.00                           | 253.20                         | -253.20          | -100.0%         |
| 402.001 · Interest income                    | 12,041.30                      | 7,162.77                       | 4,878.53         | 68.11%          |
| <b>Total Income</b>                          | <u>5,375,579.93</u>            | <u>5,045,451.07</u>            | 330,128.86       | 6.54%           |
| <b>Gross Profit</b>                          | 5,375,579.93                   | 5,045,451.07                   | 330,128.86       | 6.54%           |
| <b>Expense</b>                               |                                |                                |                  |                 |
| <b>10 · PERSONAL SERVICES</b>                |                                |                                |                  |                 |
| 10.4 · LIBERTY NATIONAL                      | 0.00                           | 0.00                           | 0.00             | 0.0%            |
| 11 · Commissioner Salaries                   | 11,077.20                      | 11,261.80                      | -184.60          | -1.64%          |
| 12 · Regular Salaries and wages              |                                |                                |                  |                 |
| 16 · Compensated annual leave                | 41,437.21                      | 72,591.36                      | -31,154.15       | -42.92%         |
| 12 · Regular Salaries and wages - Other      | 599,185.15                     | 498,021.97                     | 101,163.18       | 20.31%          |
| <b>Total 12 · Regular Salaries and wages</b> | <u>640,622.36</u>              | <u>570,613.33</u>              | 70,009.03        | 12.27%          |
| 14 · Overtime                                |                                |                                |                  |                 |
| 18 · Compensated Compensatory Leave          | 3,873.63                       | 1,234.73                       | 2,638.90         | 213.72%         |
| 14 · Overtime - Other                        | 490.54                         | 3,237.45                       | -2,746.91        | -84.85%         |
| <b>Total 14 · Overtime</b>                   | <u>4,364.17</u>                | <u>4,472.18</u>                | -108.01          | -2.42%          |
| 10 · PERSONAL SERVICES - Other               | 0.00                           | 0.00                           | 0.00             | 0.0%            |
| <b>Total 10 · PERSONAL SERVICES</b>          | <u>656,063.73</u>              | <u>586,347.31</u>              | 69,716.42        | 11.89%          |
| <b>20 · PERSONAL SERVICES BENEFITS</b>       |                                |                                |                  |                 |
| 21 · FICA Taxes                              | 48,842.28                      | 44,234.40                      | 4,607.88         | 10.42%          |
| 21.3 · Federal Unemployment                  | 1,429.19                       | 31.55                          | 1,397.64         | 4,429.92%       |
| 22 · Retirement contributions                |                                |                                |                  |                 |
| 22.2 · FRS paid by District                  | 83,758.78                      | 66,957.82                      | 16,800.96        | 25.09%          |
| <b>Total 22 · Retirement contributions</b>   | <u>83,758.78</u>               | <u>66,957.82</u>               | 16,800.96        | 25.09%          |
| 23 · Life and Health Insurance               |                                |                                |                  |                 |

**South Walton County Mosquito Control District**  
**Profit & Loss Prev Year Comparison**  
October 1, 2021 through July 11, 2022

|   | <u>Oct 1, '21 - Jul 11, 22</u> | <u>Oct 1, '20 - Jul 11, 21</u> | <u>\$ Change</u> | <u>% Change</u> |
|---|--------------------------------|--------------------------------|------------------|-----------------|
| 23.1 · AFLAC                                    | 52.25                          | 1,260.23                       | -1,207.98        | -95.85%         |
| 23.2 · Walton County Group Medical              | 183,726.06                     | 139,010.75                     | 44,715.31        | 32.17%          |
| 23.3 · Walton County Vision                     | 412.72                         | 1,177.90                       | -765.18          | -64.96%         |
| 23.35 · Walton County Life (OCHS)               | 25.93                          | 0.00                           | 25.93            | 100.0%          |
| 23.4 · METLIFE                                  | 2,563.70                       | 3,963.10                       | -1,399.40        | -35.31%         |
| 23.5 · Unum                                     | 9,486.88                       | 8,263.27                       | 1,223.61         | 14.81%          |
| 23.55 · Unum Dental                             | 5,695.65                       | 0.00                           | 5,695.65         | 100.0%          |
| 23.6 · Guardian                                 | 0.00                           | 7,821.73                       | -7,821.73        | -100.0%         |
| 23.7 · Supplement Insurance Program             | 3,543.25                       | 4,227.28                       | -684.03          | -16.18%         |
| 23 · Life and Health Insurance - Other          | 0.00                           | 1,437.00                       | -1,437.00        | -100.0%         |
| <b>Total 23 · Life and Health Insurance</b>     | <b>205,506.44</b>              | <b>167,161.26</b>              | <b>38,345.18</b> | <b>22.94%</b>   |
| 24 · WORKERS COMP                               | 12,297.00                      | 12,525.85                      | -228.85          | -1.83%          |
| 25 · Unemployment Compensation                  | -1,364.35                      | 9,940.45                       | -11,304.80       | -113.73%        |
| 26 · Other postemployment benefits              |                                |                                |                  |                 |
| 26.2 · Jose Hernandez                           | 10,525.10                      | 8,986.12                       | 1,538.98         | 17.13%          |
| 26.3 · Geraldine Via                            | 10,523.30                      | 8,968.75                       | 1,554.55         | 17.33%          |
| <b>Total 26 · Other postemployment benefits</b> | <b>21,048.40</b>               | <b>17,954.87</b>               | <b>3,093.53</b>  | <b>17.23%</b>   |
| 20 · PERSONAL SERVICES BENEFITS - Other         | 0.00                           | 14,702.30                      | -14,702.30       | -100.0%         |
| <b>Total 20 · PERSONAL SERVICES BENEFITS</b>    | <b>371,517.74</b>              | <b>333,508.50</b>              | <b>38,009.24</b> | <b>11.4%</b>    |
| <b>30 · OPERATING EXPENSES</b>                  |                                |                                |                  |                 |
| 30.1 · Expense John Magee                       | 0.00                           | 300.00                         | -300.00          | -100.0%         |
| 30.3 · Kristine Faulk                           | 1,500.00                       | 1,350.00                       | 150.00           | 11.11%          |
| 30.4 · Donna Johns                              | 1,500.00                       | 1,050.00                       | 450.00           | 42.86%          |
| 30.5 · J Doug Liles                             | 1,500.00                       | 1,050.00                       | 450.00           | 42.86%          |
| 31 · Professional Services                      |                                |                                |                  |                 |
| 31.1 · Property Appraiser Fees                  | 65,996.62                      | 39,111.84                      | 26,884.78        | 68.74%          |
| 31.2 · Tax Collector Fees                       | 103,656.60                     | 95,391.22                      | 8,265.38         | 8.67%           |
| 31.4 · Medical Services                         | 935.00                         | 1,331.00                       | -396.00          | -29.75%         |
| 31 · Professional Services - Other              | 0.00                           | 20,370.00                      | -20,370.00       | -100.0%         |
| <b>Total 31 · Professional Services</b>         | <b>170,588.22</b>              | <b>156,204.06</b>              | <b>14,384.16</b> | <b>9.21%</b>    |
| 31.3 · Legal and Engineering Service            |                                |                                |                  |                 |
| 31.5 · Hydro Engineering Services               | 15,160.00                      | 18,811.69                      | -3,651.69        | -19.41%         |

**South Walton County Mosquito Control District  
Profit & Loss Prev Year Comparison  
October 1, 2021 through July 11, 2022**

|   | <u>Oct 1, '21 - Jul 11, 22</u> | <u>Oct 1, '20 - Jul 11, 21</u> | <u>\$ Change</u>  | <u>% Change</u> |
|---|--------------------------------|--------------------------------|-------------------|-----------------|
| 31.6 · Legal Services                             | 16,717.55                      | 51,125.00                      | -34,407.45        | -67.3%          |
| 31.8 · Albrecht Engineering                       | 1,080.00                       | 0.00                           | 1,080.00          | 100.0%          |
| <b>Total 31.3 · Legal and Engineering Service</b> | <b>32,957.55</b>               | <b>69,936.69</b>               | <b>-36,979.14</b> | <b>-52.88%</b>  |
| <b>32 · ACCOUNTING &amp; AUDITING</b>             |                                |                                |                   |                 |
| 32.1 · Audit                                      | 6,500.00                       | 0.00                           | 6,500.00          | 100.0%          |
| 32.2 · OPEB                                       | 1,850.00                       | 0.00                           | 1,850.00          | 100.0%          |
| 32 · ACCOUNTING & AUDITING - Other                | 8.70                           | 12,170.00                      | -12,161.30        | -99.93%         |
| <b>Total 32 · ACCOUNTING &amp; AUDITING</b>       | <b>8,358.70</b>                | <b>12,170.00</b>               | <b>-3,811.30</b>  | <b>-31.32%</b>  |
| <b>34.00 · Other Services</b>                     |                                |                                |                   |                 |
| 34.12 · Other services IT Hosting                 |                                |                                |                   |                 |
| 34.125 · Cumulus                                  | 1,811.48                       | 0.00                           | 1,811.48          | 100.0%          |
| 34.12 · Other services IT Hosting - Other         | 984.51                         | 1,999.33                       | -1,014.82         | -50.76%         |
| <b>Total 34.12 · Other services IT Hosting</b>    | <b>2,795.99</b>                | <b>1,999.33</b>                | <b>796.66</b>     | <b>39.85%</b>   |
| 34.20 · UNIFIRST                                  | 4,751.66                       | 1,230.41                       | 3,521.25          | 286.19%         |
| 34.31 · IFIXCOMPUTERS MONTHLY FEES                | 9,339.25                       | 6,490.25                       | 2,849.00          | 43.9%           |
| 34.33 · Other Contractual Services                | 1,945.54                       | 0.00                           | 1,945.54          | 100.0%          |
| 34.00 · Other Services - Other                    | 609.00                         | 1,455.00                       | -846.00           | -58.14%         |
| <b>Total 34.00 · Other Services</b>               | <b>19,441.44</b>               | <b>11,174.99</b>               | <b>8,266.45</b>   | <b>73.97%</b>   |
| <b>Total 30 · OPERATING EXPENSES</b>              | <b>235,845.91</b>              | <b>253,235.74</b>              | <b>-17,389.83</b> | <b>-6.87%</b>   |
| <b>40 · TRAVEL &amp; PER DIEM</b>                 |                                |                                |                   |                 |
| 40.1 · PER DIEM OR MEALS                          | 6,749.16                       | 362.77                         | 6,386.39          | 1,760.45%       |
| 40.2 · INCIDENTAL TRAVEL                          | 563.36                         | 129.87                         | 433.49            | 333.79%         |
| 40.3 · PRIVATE VEHICLES                           | 9,433.68                       | 611.77                         | 8,821.91          | 1,442.03%       |
| 40.4 · Hotel                                      | 21,432.25                      | 6,597.50                       | 14,834.75         | 224.85%         |
| 40.5 · Air Lines                                  | 817.32                         | 0.00                           | 817.32            | 100.0%          |
| 40 · TRAVEL & PER DIEM - Other                    | 167.83                         | 0.00                           | 167.83            | 100.0%          |
| <b>Total 40 · TRAVEL &amp; PER DIEM</b>           | <b>39,163.60</b>               | <b>7,701.91</b>                | <b>31,461.69</b>  | <b>408.49%</b>  |
| <b>41 · COMMUNICATION SERVICES</b>                |                                |                                |                   |                 |
| 41.1 · Cellular Service                           | 8,389.48                       | 7,609.31                       | 780.17            | 10.25%          |
| 41.2 · Office Phone & Internet                    | 7,672.35                       | 6,435.97                       | 1,236.38          | 19.21%          |
| <b>Total 41 · COMMUNICATION SERVICES</b>          | <b>16,061.83</b>               | <b>14,045.28</b>               | <b>2,016.55</b>   | <b>14.36%</b>   |
| <b>42 · FREIGHT SERVICES</b>                      | <b>1,554.32</b>                | <b>2,171.40</b>                | <b>-617.08</b>    | <b>-28.42%</b>  |

**South Walton County Mosquito Control District**  
**Profit & Loss Prev Year Comparison**  
October 1, 2021 through July 11, 2022

|   | <u>Oct 1, '21 - Jul 11, 22</u> | <u>Oct 1, '20 - Jul 11, 21</u> | <u>\$ Change</u>  | <u>% Change</u> |
|---|--------------------------------|--------------------------------|-------------------|-----------------|
| <b>43 · UTILITY SERVICES</b>                        |                                |                                |                   |                 |
| 43.02 · Water/Sewer                                 | 1,031.27                       | 0.00                           | 1,031.27          | 100.0%          |
| 43.03 · Electrical                                  | 4,643.18                       | 0.00                           | 4,643.18          | 100.0%          |
| 43.04 · GARBAGE SOLID WASTE SERVICES                | 1,007.46                       | 441.18                         | 566.28            | 128.36%         |
| 43 · UTILITY SERVICES - Other                       | 0.00                           | 5,343.61                       | -5,343.61         | -100.0%         |
| <b>Total 43 · UTILITY SERVICES</b>                  | <b>6,681.91</b>                | <b>5,784.79</b>                | <b>897.12</b>     | <b>15.51%</b>   |
| <b>44 · RENTALS &amp; LEASES</b>                    |                                |                                |                   |                 |
| 44.001 · LEASE OF KONICA COPIER                     | 0.00                           | 1,923.63                       | -1,923.63         | -100.0%         |
| 44 · RENTALS & LEASES - Other                       | 1,073.85                       | 360.64                         | 713.21            | 197.76%         |
| <b>Total 44 · RENTALS &amp; LEASES</b>              | <b>1,073.85</b>                | <b>2,284.27</b>                | <b>-1,210.42</b>  | <b>-52.99%</b>  |
| <b>45 · INSURANCE</b>                               |                                |                                |                   |                 |
| 45.3 · FLOOD INSURANCE                              | 5,215.00                       | 4,581.00                       | 634.00            | 13.84%          |
| 45.6 · General liability                            | 34,645.00                      | 23,842.17                      | 10,802.83         | 45.31%          |
| <b>Total 45 · INSURANCE</b>                         | <b>39,860.00</b>               | <b>28,423.17</b>               | <b>11,436.83</b>  | <b>40.24%</b>   |
| <b>46 · REPAIR &amp; MAINTENANCE SERVICES</b>       |                                |                                |                   |                 |
| 46.11 · Maint Bldg/Ground by others                 | 1,411.60                       | 16,467.42                      | -15,055.82        | -91.43%         |
| 46.2 · Maintenance of Automotive Equip              | 1,038.65                       | 577.08                         | 461.57            | 79.98%          |
| 46.3 · Maintenance of Equipment Office              |                                |                                |                   |                 |
| 46.31 · Software Maintenance Office Eq              | 11,542.00                      | 19,345.56                      | -7,803.56         | -40.34%         |
| 46.33 · IFIX COMPUTERS                              | 4,268.27                       | 4,871.00                       | -602.73           | -12.37%         |
| 46.3 · Maintenance of Equipment Office - Other      | 2,268.25                       | 3,441.46                       | -1,173.21         | -34.09%         |
| <b>Total 46.3 · Maintenance of Equipment Office</b> | <b>18,078.52</b>               | <b>27,658.02</b>               | <b>-9,579.50</b>  | <b>-34.64%</b>  |
| 46.5 · Maint of Build & Grounds by Dis              | 882.76                         | 1,393.79                       | -511.03           | -36.67%         |
| 46.6 · Maint of equipment by District               | 6,153.36                       | 5,977.21                       | 176.15            | 2.95%           |
| 46.61 · Maintenance material                        | 99.93                          | 1,025.89                       | -925.96           | -90.26%         |
| 46 · REPAIR & MAINTENANCE SERVICES - Other          | 0.00                           | -14,816.00                     | 14,816.00         | 100.0%          |
| <b>Total 46 · REPAIR &amp; MAINTENANCE SERVICES</b> | <b>27,664.82</b>               | <b>38,283.41</b>               | <b>-10,618.59</b> | <b>-27.74%</b>  |
| <b>47 · PRINTING &amp; BINDING</b>                  | <b>591.58</b>                  | <b>797.07</b>                  | <b>-205.49</b>    | <b>-25.78%</b>  |
| <b>48 · PROMOTIONAL ACTIVITIES</b>                  | <b>554.99</b>                  | <b>163.33</b>                  | <b>391.66</b>     | <b>239.8%</b>   |
| <b>49 · OTHER CURRENT CHARGES</b>                   |                                |                                |                   |                 |
| 49.1 · Other Government Agencies                    | 834.70                         | 692.83                         | 141.87            | 20.48%          |
| 49.2 · advertising required by law                  | 2,812.63                       | 6,040.97                       | -3,228.34         | -53.44%         |

**South Walton County Mosquito Control District**  
**Profit & Loss Prev Year Comparison**  
October 1, 2021 through July 11, 2022

|  | <u>Oct 1, '21 - Jul 11, 22</u> | <u>Oct 1, '20 - Jul 11, 21</u> | <u>\$ Change</u>  | <u>% Change</u> |
|--|--------------------------------|--------------------------------|-------------------|-----------------|
| 49 · OTHER CURRENT CHARGES - Other               | 77.50                          | 119.25                         | -41.75            | -35.01%         |
| <b>Total 49 · OTHER CURRENT CHARGES</b>          | <b>3,724.83</b>                | <b>6,853.05</b>                | <b>-3,128.22</b>  | <b>-45.65%</b>  |
| <b>50 · SUPPLIES/MATERIALS</b>                   |                                |                                |                   |                 |
| 50.1 · Culligan                                  | 496.60                         | 321.60                         | 175.00            | 54.42%          |
| 50.3 · Sunshine Committee                        | 1,930.30                       | 1,173.34                       | 756.96            | 64.51%          |
| 51 · Office Supplies                             | 5,690.84                       | 8,991.41                       | -3,300.57         | -36.71%         |
| <b>Total 50 · SUPPLIES/MATERIALS</b>             | <b>8,117.74</b>                | <b>10,486.35</b>               | <b>-2,368.61</b>  | <b>-22.59%</b>  |
| <b>52 · Operating Supplies</b>                   |                                |                                |                   |                 |
| 52.1 · Gasoline Oil Lubricant                    |                                |                                |                   |                 |
| 52.11 · Gasoline                                 | 20,591.84                      | 12,200.00                      | 8,391.84          | 68.79%          |
| 52.12 · Diesel                                   | 5,871.19                       | 1,961.41                       | 3,909.78          | 199.34%         |
| <b>Total 52.1 · Gasoline Oil Lubricant</b>       | <b>26,463.03</b>               | <b>14,161.41</b>               | <b>12,301.62</b>  | <b>86.87%</b>   |
| 52.2 · Chemicals Solvents Additives              |                                |                                |                   |                 |
| 52.20 · VECTOLEX FG                              | 10,538.00                      | 30,114.00                      | -19,576.00        | -65.01%         |
| 52.201 · PermaSease                              | 109,351.00                     | 12,413.00                      | 96,938.00         | 780.94%         |
| 52.202 · Fyfanon                                 | 43,297.00                      | 0.00                           | 43,297.00         | 100.0%          |
| 52.203 · Metalarv XRP                            | 21,158.00                      | 0.00                           | 21,158.00         | 100.0%          |
| 52.21 · Natular XRT Tablet                       | 64,548.00                      | 0.00                           | 64,548.00         | 100.0%          |
| 52.22 · VLX VCTOLEX WDG                          | 4,486.07                       | 8,832.64                       | -4,346.57         | -49.21%         |
| 52.23 · NatularG30 Clarke                        | 30,740.00                      | 0.00                           | 30,740.00         | 100.0%          |
| 52.25 · Fourstar BTI CRG 35 lb                   | 34,414.45                      | 25,867.40                      | 8,547.05          | 33.04%          |
| 52.26 · Altosid XR Slim                          | 0.00                           | 33,708.00                      | -33,708.00        | -100.0%         |
| 52.28 · VectoBac WDG                             | 0.00                           | 1,764.00                       | -1,764.00         | -100.0%         |
| <b>Total 52.2 · Chemicals Solvents Additives</b> | <b>318,532.52</b>              | <b>112,699.04</b>              | <b>205,833.48</b> | <b>182.64%</b>  |
| 52.3 · Clothing and Wearing Apparel              |                                |                                |                   |                 |
| 52.31 · uniforms                                 | 0.00                           | 4,019.94                       | -4,019.94         | -100.0%         |
| 52.32 · Boots                                    | 1,031.45                       | 1,947.43                       | -915.98           | -47.04%         |
| 52.33 · Misc. clothing                           | 20.71                          | 225.92                         | -205.21           | -90.83%         |
| <b>Total 52.3 · Clothing and Wearing Apparel</b> | <b>1,052.16</b>                | <b>6,193.29</b>                | <b>-5,141.13</b>  | <b>-83.01%</b>  |
| 52.4 · Misc Supplies & Incidentals               |                                |                                |                   |                 |
| 52.41 · Yellow Fly                               | 7,566.22                       | 3,485.50                       | 4,080.72          | 117.08%         |
| 52.42 · Mosquito                                 | 1,752.42                       | 7,414.14                       | -5,661.72         | -76.36%         |

**South Walton County Mosquito Control District**  
**Profit & Loss Prev Year Comparison**  
October 1, 2021 through July 11, 2022

|   | <u>Oct 1, '21 - Jul 11, 22</u> | <u>Oct 1, '20 - Jul 11, 21</u> | <u>\$ Change</u>   | <u>% Change</u> |
|---|--------------------------------|--------------------------------|--------------------|-----------------|
| 52.43 · DITCHES                                     | 854.40                         | 806.77                         | 47.63              | 5.9%            |
| 52.44 · Safety                                      |                                |                                |                    |                 |
| 52.441 · COVID                                      | 265.92                         | 262.25                         | 3.67               | 1.4%            |
| 52.44 · Safety - Other                              | 3,018.37                       | 379.24                         | 2,639.13           | 695.9%          |
| <b>Total 52.44 · Safety</b>                         | <b>3,284.29</b>                | <b>641.49</b>                  | <b>2,642.80</b>    | <b>411.98%</b>  |
| 52.45 · Shop  | 3,582.57                       | 647.37                         | 2,935.20           | 453.4%          |
| 52.47 · Chickens                                    | 3,303.35                       | 8,577.87                       | -5,274.52          | -61.49%         |
| 52.48 · Lab   | 10,753.11                      | 2,704.63                       | 8,048.48           | 297.58%         |
| 52.49 · Fish  | 391.47                         | 16.65                          | 374.82             | 2,251.17%       |
| 52.4 · Misc Supplies & Incidentals - Other          | 1,538.33                       | 0.00                           | 1,538.33           | 100.0%          |
| <b>Total 52.4 · Misc Supplies &amp; Incidentals</b> | <b>33,026.16</b>               | <b>24,294.42</b>               | <b>8,731.74</b>    | <b>35.94%</b>   |
| 52.5 · Tool and small implements                    | 6,523.61                       | 1,677.37                       | 4,846.24           | 288.92%         |
| <b>Total 52 · Operating Supplies</b>                | <b>385,597.48</b>              | <b>159,025.53</b>              | <b>226,571.95</b>  | <b>142.48%</b>  |
| 54 · BOOKS, DUES & SUBSCRIPTIONS                    | 11,565.32                      | 13,831.41                      | -2,266.09          | -16.38%         |
| 55 · TRAINING                                       |                                |                                |                    |                 |
| 55.1 · Conferences                                  | 9,693.69                       | 0.00                           | 9,693.69           | 100.0%          |
| 55.2 · Classroom Education                          | 8,772.88                       | 0.00                           | 8,772.88           | 100.0%          |
| 55 · TRAINING - Other                               | 8,017.21                       | 12,088.15                      | -4,070.94          | -33.68%         |
| <b>Total 55 · TRAINING</b>                          | <b>26,483.78</b>               | <b>12,088.15</b>               | <b>14,395.63</b>   | <b>119.09%</b>  |
| 60 · CAPITAL OUTLAY                                 |                                |                                |                    |                 |
| 60.1 · DAG  | 55,765.06                      | 50,066.98                      | 5,698.08           | 11.38%          |
| 60 · CAPITAL OUTLAY - Other                         | 647,947.74                     | 154,303.84                     | 493,643.90         | 319.92%         |
| <b>Total 60 · CAPITAL OUTLAY</b>                    | <b>703,712.80</b>              | <b>204,370.82</b>              | <b>499,341.98</b>  | <b>244.33%</b>  |
| 66900 · Reconciliation Discrepancies                | 0.00                           | -5,404.47                      | 5,404.47           | 100.0%          |
| <b>Total Expense</b>                                | <b>2,535,836.23</b>            | <b>1,673,997.02</b>            | <b>861,839.21</b>  | <b>51.48%</b>   |
| <b>Net Income</b>                                   | <b>2,839,743.70</b>            | <b>3,371,454.05</b>            | <b>-531,710.35</b> | <b>-15.77%</b>  |



South Walton County Mosquito Control District

7/12/2022 9:32 AM

Register: 102.001 - Local Fund Checking

From 06/01/2022 through 06/30/2022

Sorted by: Date, Type, Number/Ref

| Date       | Number | Payee                    | Account                  | Memo            | Payment   | C | Deposit | Balance    |
|------------|--------|--------------------------|--------------------------|-----------------|-----------|---|---------|------------|
| 06/01/2022 | ACH    | AFLAC                    | 20 · PERSONAL SER...     | 452490          | 965.96    | X |         | 164,033.99 |
| 06/01/2022 | ACH    | CREATIVE WEB S...        | 30 · OPERATING EX...     | 11855           | 99.00     | X |         | 163,934.99 |
| 06/01/2022 | ACH    | METLIFE                  | 20 · PERSONAL SER...     | tm0556200000... | 312.50    | X |         | 163,622.49 |
| 06/01/2022 | ACH    | UNUM                     | -split-                  | 0298361-001     | 1,728.69  | X |         | 161,893.80 |
| 06/02/2022 | ACH    | CHELCO                   | 43 · UTILITY SERVI...    | Inv# 29833170   | 581.81    | X |         | 161,311.99 |
| 06/07/2022 |        |                          | -split-                  | Deposit         |           | X | 232.50  | 161,544.49 |
| 06/07/2022 | 6974   | Division of Motorist ... | 202.000 · Accounts Pa... |                 | 8.00      | X |         | 161,536.49 |
| 06/07/2022 | 6975   | BEARD                    | 202.000 · Accounts Pa... | 88002-26803     | 479.73    |   |         | 161,056.76 |
| 06/07/2022 | 6976   | CULLIGAN                 | 202.000 · Accounts Pa... |                 | 52.70     | X |         | 161,004.06 |
| 06/07/2022 | 6977   | DAG                      | 202.000 · Accounts Pa... |                 | 4,487.50  |   |         | 156,516.56 |
| 06/07/2022 | 6978   | DEFUNIAK HERALD          | 202.000 · Accounts Pa... |                 | 16.10     |   |         | 156,500.46 |
| 06/07/2022 | 6979   | REGIONAL UTILIT...       | 202.000 · Accounts Pa... |                 | 144.29    |   |         | 156,356.17 |
| 06/07/2022 | 6980   | UNIFIRST                 | 202.000 · Accounts Pa... | 331036          | 151.46    |   |         | 156,204.71 |
| 06/07/2022 | 6981   | WALTON COUNTY...         | 202.000 · Accounts Pa... |                 | 21,372.60 |   |         | 134,832.11 |
| 06/08/2022 | E-pay  | United States Treasury   | -split-                  | 59-1089665 Q... | 7,876.42  | X |         | 126,955.69 |
| 06/08/2022 | Phone  | Trustmark Credit Card    | 204.000 · Trustmark C... | Paid Over Phone | 6,008.82  | X |         | 120,946.87 |
| 06/08/2022 | 5ACH7  | Aidan R Dubay            | -split-                  |                 | 251.20    | X |         | 120,695.67 |
| 06/08/2022 | 5ACH8  | Alejandro F Rodriguez    | -split-                  |                 | 1,047.63  | X |         | 119,648.04 |
| 06/08/2022 | 5ACH9  | Arnold Joe Deel          | -split-                  |                 | 1,652.14  | X |         | 117,995.90 |
| 06/08/2022 | 5ACH10 | Bernadette K Canut       | -split-                  |                 | 1,441.77  | X |         | 116,554.13 |
| 06/08/2022 | 5ACH11 | Cameron L Williams       | -split-                  |                 | 1,366.34  | X |         | 115,187.79 |
| 06/08/2022 | 5ACH12 | Cammie L Henderson       | -split-                  |                 | 1,942.85  | X |         | 113,244.94 |
| 06/08/2022 | 5ACH13 | Darrin E Dunwald         | -split-                  |                 | 2,506.01  | X |         | 110,738.93 |
| 06/08/2022 | 5ACH14 | David C Towery           | -split-                  |                 | 1,469.82  | X |         | 109,269.11 |
| 06/08/2022 | 5ACH15 | David L Krika            | -split-                  |                 | 197.81    | X |         | 109,071.30 |
| 06/08/2022 | 5ACH16 | Donna Johns              | -split-                  |                 | 164.96    | X |         | 108,906.34 |
| 06/08/2022 | 5ACH17 | Doug Liles               | -split-                  |                 | 164.96    | X |         | 108,741.38 |
| 06/08/2022 | 5ACH18 | Gerald Williams          | -split-                  |                 | 1,662.82  | X |         | 107,078.56 |
| 06/08/2022 | 5ACH19 | Javier F Canut           | -split-                  |                 | 60.67     | X |         | 107,017.89 |
| 06/08/2022 | 5ACH20 | Karl R Balder            | -split-                  |                 | 1,214.30  | X |         | 105,803.59 |
| 06/08/2022 | 5ACH21 | Kenneth Hobbs            | -split-                  |                 | 1,280.89  | X |         | 104,522.70 |
| 06/08/2022 | 5ACH22 | Kenneth M McDaniel       | -split-                  |                 | 1,091.75  | X |         | 103,430.95 |
| 06/08/2022 | 5ACH23 | Kristine A Faulk         | -split-                  |                 | 163.95    | X |         | 103,267.00 |
| 06/08/2022 | 5ACH24 | Lindsey M Ashman         | -split-                  |                 | 1,345.60  | X |         | 101,921.40 |
| 06/08/2022 | 5ACH25 | Norman E Pruett          | -split-                  |                 | 1,488.43  | X |         | 100,432.97 |
| 06/08/2022 | 5ACH26 | Richard Mitchell         | -split-                  |                 | 1,789.42  | X |         | 98,643.55  |
| 06/08/2022 | 5ACH27 | Shad A Farmer            | -split-                  |                 | 1,433.99  | X |         | 97,209.56  |
| 06/08/2022 | 5ACH28 | Steve Wrick              | -split-                  |                 | 82.42     | X |         | 97,127.14  |
| 06/08/2022 | 5ACH29 | Teahna Ratliff           | -split-                  |                 | 1,733.25  | X |         | 95,393.89  |
| 06/08/2022 | 5ACH30 | Thomas Hilaman           | -split-                  |                 | 1,111.77  | X |         | 94,282.12  |

South Walton County Mosquito Control District

7/12/2022 9:32 AM

Register: 102.001 - Local Fund Checking

From 06/01/2022 through 06/30/2022

Sorted by: Date, Type, Number/Ref

| Date       | Number | Payee                  | Account                    | Memo             | Payment  | C | Deposit | Balance   |
|------------|--------|------------------------|----------------------------|------------------|----------|---|---------|-----------|
| 06/08/2022 | 5ACH31 | Thomas Mahn            | -split-                    |                  | 316.17   | X |         | 93,965.95 |
| 06/08/2022 | 5ACH32 | Thomas W Casey         | -split-                    |                  | 549.49   | X |         | 93,416.46 |
| 06/10/2022 | ACH    | NATIONWIDE             | 235.900 · Net pension l... |                  | 200.00   | X |         | 93,216.46 |
| 06/10/2022 | ACH    | Kristine A Faulk       | 30 · OPERATING EX...       | June             | 150.00   | X |         | 93,066.46 |
| 06/10/2022 | ACH    | Donna G Johns          | 30 · OPERATING EX...       | June             | 150.00   | X |         | 92,916.46 |
| 06/10/2022 | ACH    | Doug Liles             | 30 · OPERATING EX...       | June             | 150.00   | X |         | 92,766.46 |
| 06/10/2022 | ACH    | FL DOR                 | 208.000 · Payroll Liabi... |                  | 301.85   | X |         | 92,464.61 |
| 06/10/2022 | ACH    | FEDEX                  | 42 · FREIGHT SERVI...      | 7-779-61842      | 37.44    | X |         | 92,427.17 |
| 06/10/2022 | 6982   | TARGET SPECIAL...      | 202.000 · Accounts Pa...   | 205074           | 917.00   |   |         | 91,510.17 |
| 06/11/2022 | ACH    | Lumen                  | 41 · COMMUNICATI...        | Inv# 292743138   | 886.11   | X |         | 90,624.06 |
| 06/14/2022 | ACH    | WASTE MANAGE...        | 43 · UTILITY SERVI...      | Inv# 9323906-... | 94.20    | X |         | 90,529.86 |
| 06/17/2022 | ACH    | FEDEX                  | 42 · FREIGHT SERVI...      | 7-787-21232      | 37.68    | X |         | 90,492.18 |
| 06/21/2022 | ACH    | Richard Mitchell       | -split-                    |                  | 175.61   | X |         | 90,316.57 |
| 06/21/2022 | 6997   | COASTAL MACHI...       | 202.000 · Accounts Pa...   |                  | 1,769.98 |   |         | 88,546.59 |
| 06/22/2022 | ACH    | AT&T                   | 41 · COMMUNICATI...        | inv#28729728...  | 949.87   | X |         | 87,596.72 |
| 06/22/2022 | E-pay  | United States Treasury | -split-                    | 59-1089665 Q...  | 8,071.36 | X |         | 79,525.36 |
| 06/22/2022 | E-pay  | United States Treasury | -split-                    | VOID: 59-108...  |          | X |         | 79,525.36 |
| 06/22/2022 | E-pay  | United States Treasury | 208.000 · Payroll Liabi... | 59-1089665 Q...  | 109.48   | X |         | 79,415.88 |
| 06/22/2022 |        | Aidan R Dubay          | -split-                    |                  | 1,159.96 | X |         | 78,255.92 |
| 06/22/2022 |        | Alejandro F Rodriguez  | -split-                    |                  | 1,183.42 | X |         | 77,072.50 |
| 06/22/2022 |        | Arnold Joe Deel        | -split-                    |                  | 1,490.29 | X |         | 75,582.21 |
| 06/22/2022 |        | Bernadette K Canut     | -split-                    |                  | 1,303.97 | X |         | 74,278.24 |
| 06/22/2022 |        | Cameron L Williams     | -split-                    |                  | 1,357.51 | X |         | 72,920.73 |
| 06/22/2022 |        | Cynthia D Dye          | -split-                    |                  | 210.18   | X |         | 72,710.55 |
| 06/22/2022 |        | David C Towery         | -split-                    |                  | 1,469.82 | X |         | 71,240.73 |
| 06/22/2022 |        | Karl R Balder          | -split-                    |                  | 1,199.76 | X |         | 70,040.97 |
| 06/22/2022 |        | Kenneth Hobbs          | -split-                    |                  | 1,280.91 | X |         | 68,760.06 |
| 06/22/2022 |        | Kenneth M McDaniel     | -split-                    |                  | 1,117.94 | X |         | 67,642.12 |
| 06/22/2022 |        | Lindsey M Ashman       | -split-                    |                  | 1,370.81 | X |         | 66,271.31 |
| 06/22/2022 |        | Norman E Pruett        | -split-                    |                  | 1,488.44 | X |         | 64,782.87 |
| 06/22/2022 |        | Shad A Farmer          | -split-                    |                  | 1,433.99 | X |         | 63,348.88 |
| 06/22/2022 |        | Teahna Ratliff         | -split-                    |                  | 1,733.25 | X |         | 61,615.63 |
| 06/22/2022 |        | Thomas Hilaman         | -split-                    |                  | 1,087.99 | X |         | 60,527.64 |
| 06/22/2022 |        | Thomas Mahn            | -split-                    |                  | 382.25   | X |         | 60,145.39 |
| 06/22/2022 |        | Thomas W Casey         | -split-                    |                  | 718.25   | X |         | 59,427.14 |
| 06/22/2022 |        | Cammie L Henderson     | -split-                    |                  | 1,942.86 | X |         | 57,484.28 |
| 06/22/2022 |        | Darrin E Dunwald       | -split-                    |                  | 2,506.01 | X |         | 54,978.27 |
| 06/22/2022 |        | Donna Johns            | -split-                    |                  | 164.96   | X |         | 54,813.31 |
| 06/22/2022 |        | Doug Liles             | -split-                    |                  | 164.96   | X |         | 54,648.35 |
| 06/22/2022 |        | Gerald Williams        | -split-                    |                  | 1,662.82 | X |         | 52,985.53 |

South Walton County Mosquito Control District

7/12/2022 9:32 AM

Register: 102.001 - Local Fund Checking

From 06/01/2022 through 06/30/2022

Sorted by: Date, Type, Number/Ref

| Date       | Number | Payee                  | Account                    | Memo              | Payment   | C | Deposit    | Balance    |
|------------|--------|------------------------|----------------------------|-------------------|-----------|---|------------|------------|
| 06/22/2022 |        | Kristine A Faulk       | -split-                    |                   | 163.95    | X |            | 52,821.58  |
| 06/22/2022 |        | Richard Mitchell       | -split-                    |                   | 1,789.44  | X |            | 51,032.14  |
| 06/23/2022 | ACH    | Kenneth Hobbs          | 20 · PERSONAL SER...       |                   | 1,103.25  | X |            | 49,928.89  |
| 06/24/2022 |        |                        | 102.002 · Local Fund ...   | Deposit           |           | X | 100,000.00 | 149,928.89 |
| 06/24/2022 | ACH    | NATIONWIDE             | 235.900 · Net pension l... |                   | 200.00    | X |            | 149,728.89 |
| 06/24/2022 | ACH    | FRS Employee FLD...    | -split-                    |                   | 10,765.29 | X |            | 138,963.60 |
| 06/24/2022 | ACH    | FL DOR                 | 208.000 · Payroll Liabi... |                   | 301.85    | X |            | 138,661.75 |
| 06/24/2022 | ACH    | FEDEX                  | 42 · FREIGHT SERVI...      | 7-794-32703       | 38.06     | X |            | 138,623.69 |
| 06/25/2022 | ACH    | FNBT                   | 108001 · FNBT Bank         | June Payment      | 3,208.72  | X |            | 135,414.97 |
| 06/27/2022 | ACH    | Darrin E Dunwald       | -split-                    |                   | 1,844.00  | X |            | 133,570.97 |
| 06/28/2022 | ACH    | RETIF                  | 202.000 · Accounts Pa...   |                   | 4,648.80  | X |            | 128,922.17 |
| 06/28/2022 | 6983   | AIRGAS                 | 202.000 · Accounts Pa...   |                   | 248.27    |   |            | 128,673.90 |
| 06/28/2022 | 6984   | AMERIGAS               | 202.000 · Accounts Pa...   | 201596642         | 115.52    |   |            | 128,558.38 |
| 06/28/2022 | 6985   | COASTAL EQUIPM...      | 202.000 · Accounts Pa...   |                   | 214.50    |   |            | 128,343.88 |
| 06/28/2022 | 6986   | DEFUNIAK HERALD        | 202.000 · Accounts Pa...   |                   | 5.50      |   |            | 128,338.38 |
| 06/28/2022 | 6987   | Dynamaint LLC          | 202.000 · Accounts Pa...   |                   | 1,300.00  |   |            | 127,038.38 |
| 06/28/2022 | 6988   | HAND ARENDALL ...      | 202.000 · Accounts Pa...   |                   | 1,503.75  |   |            | 125,534.63 |
| 06/28/2022 | 6989   | IFIXCOMPUTERS          | 202.000 · Accounts Pa...   |                   | 1,251.12  |   |            | 124,283.51 |
| 06/28/2022 | 6990   | MURPHY HEAVY ...       | 202.000 · Accounts Pa...   |                   | 66.86     |   |            | 124,216.65 |
| 06/28/2022 | 6991   | OREILLY                | 202.000 · Accounts Pa...   | 300737            | 999.66    |   |            | 123,216.99 |
| 06/28/2022 | 6992   | PGIT                   | 202.000 · Accounts Pa...   |                   | 3,034.25  |   |            | 120,182.74 |
| 06/28/2022 | 6993   | QUILL                  | 202.000 · Accounts Pa...   |                   | 125.74    |   |            | 120,057.00 |
| 06/28/2022 | 6995   | UNIFIRST               | 202.000 · Accounts Pa...   | 331036            | 302.92    |   |            | 119,754.08 |
| 06/28/2022 | 6996   | XEROX CORPOPR...       | 202.000 · Accounts Pa...   |                   | 108.10    |   |            | 119,645.98 |
| 06/29/2022 | ACH    | Capital One Walmart    | 206.000 · Capital One ...  | Missed pymt la... | 17.24     | X |            | 119,628.74 |
| 06/29/2022 | 6998   | CA Florida Holdings... | 202.000 · Accounts Pa...   |                   | 279.40    |   |            | 119,349.34 |
| 06/29/2022 | 6999   | UNIFIRST               | 202.000 · Accounts Pa...   | 331036            | 228.17    |   |            | 119,121.17 |
| 06/30/2022 |        |                        | 402.001 · Interest inco... | Interest          |           | X | 3.99       | 119,125.16 |
| 06/30/2022 |        |                        | 49 · OTHER CURREN...       | Service Charge    | 36.20     | X |            | 119,088.96 |
| 06/30/2022 | ACH    | Kristine A Faulk       | -split-                    |                   | 582.16    |   |            | 118,506.80 |
| 06/30/2022 | ACH    | Doug Liles             | -split-                    |                   | 767.46    |   |            | 117,739.34 |
| 06/30/2022 | ACH    | Donna Johns            | -split-                    |                   | 678.00    |   |            | 117,061.34 |
| 06/30/2022 |        | Kristine A Faulk       | -split-                    |                   | 163.97    |   |            | 116,897.37 |

South Walton County Mosquito Control District

7/12/2022 9:32 AM

Register: 102.002 · Local Fund Savings

From 06/01/2022 through 06/30/2022

Sorted by: Date, Type, Number/Ref

| <b>Date</b> | <b>Number</b> | <b>Payee</b> | <b>Account</b>             | <b>Memo</b> | <b>Payment</b> | <b>C</b> | <b>Deposit</b> | <b>Balance</b> |
|-------------|---------------|--------------|----------------------------|-------------|----------------|----------|----------------|----------------|
| 06/10/2022  |               |              | -split-                    | Deposit     |                | X        | 15,554.18      | 8,979,832.07   |
| 06/24/2022  |               |              | -split-                    | Deposit     |                | X        | 72,753.21      | 9,052,585.28   |
| 06/24/2022  |               | Trustmark    | 102.001 · Local Fund ...   | Transfer    | 100,000.00     | X        |                | 8,952,585.28   |
| 06/30/2022  |               |              | -split-                    | Deposit     |                | X        | 547.29         | 8,953,132.57   |
| 06/30/2022  |               |              | 402.001 · Interest inco... | Interest    |                | X        | 1,142.77       | 8,954,275.34   |

South Walton County Mosquito Control District

7/12/2022 9:33 AM

Register: 104.001 · FL CLASS

From 06/01/2022 through 06/30/2022

Sorted by: Date, Type, Number/Ref

| <b>Date</b> | <b>Number</b> | <b>Payee</b> | <b>Account</b>             | <b>Memo</b> | <b>Payment C</b> | <b>Deposit</b> | <b>Balance</b> |
|-------------|---------------|--------------|----------------------------|-------------|------------------|----------------|----------------|
| 06/30/2022  |               |              | 402.001 · Interest inco... | Interest    | X                | 1,817.25       | 2,059,160.23   |

South Walton County Mosquito Control District

7/12/2022 9:33 AM

Register: 104.002 · FL FIT

From 06/01/2022 through 06/30/2022

Sorted by: Date, Type, Number/Ref

| <u>Date</u> | <u>Number</u> | <u>Payee</u> | <u>Account</u>             | <u>Memo</u> | <u>Payment</u> | <u>C</u> | <u>Deposit</u> | <u>Balance</u> |
|-------------|---------------|--------------|----------------------------|-------------|----------------|----------|----------------|----------------|
| 06/30/2022  |               |              | 402.001 · Interest inco... | Interest    |                | X        | 1,015.85       | 1,546,111.46   |



**Williams Scotsman, Inc.**  
 4742 Blountstown Highway  
 Tallahassee FL 32304-2722

**Your WillScot Representative**  
 Frederick Vanderburg, Sales Representative  
**Phone:** (850) 257-7365  
**Email:** jake.vanderburg@willscot.com  
**Toll Free:** 800-782-1500

**Contract Number:** 1639682  
**Revision:** 4  
**Date:** April 29, 2022

**Lease Agreement**

**Lessee:**

South Walton Mosquito Control  
 774 N COUNTY HIGHWAY 393  
 SANTA ROSA BEACH, Florida 324595363

**Contact:**

Darrin Dunwald  
 774 N County Hwy 393  
 Santa rosa beach, FL 32459  
 Phone: (850) 267-2112  
 Email: director@swcmcd.org

**Ship To Address:**

SANTA ROSA BEACH, FL 32459 US  
**Delivery Date (on or about): 07/18/2022**

**Rental Pricing Per Billing Cycle**

|                                     | Quantity | Price    | Extended |
|-------------------------------------|----------|----------|----------|
| 40x10 Mobile Office (36x10 Box)     | 1        |          | \$835.00 |
| Bas. Entrance-Steps T2              | 2        | \$90.00  | \$180.00 |
| Loss Damage Waiver (9/10) Alt       | 1        | \$139.00 | \$139.00 |
| Window/Door Security Bundle - 30-40 | 1        | \$80.00  | \$80.00  |
| General Liability - Allen Insurance | 1        | \$26.40  | \$26.40  |

Minimum Lease Billing Period: 12  
 Billing Cycle: 28 Days

Total Recurring Building Charges: \$835.00  
 Subtotal of Other Recurring Charges: \$425.40

**Total Recurring Charges Per Billing Cycle: \$1,260.40**

**Estimated Delivery & Installation**

|   |    |            |                   |
|---|----|------------|-------------------|
| Fuel Surcharge Delivery                           | 1  | \$371.52   | \$371.52          |
| Essentials Material Handling                      | 1  | \$300.00   | \$300.00          |
| HVAC Filters                                      | 12 | \$10.00    | \$120.00          |
| Delivery Freight                                  | 1  | \$1,376.00 | \$1,376.00        |
| Block and Level                                   | 1  | \$1,041.00 | \$1,041.00        |
| Tiedowns into dirt                                | 8  | \$140.00   | \$1,120.00        |
| <b>Total Delivery &amp; Installation Charges:</b> |    |            | <b>\$4,328.52</b> |

**Estimated Final Return Charges\***

|                               |   |            |                   |
|-------------------------------|---|------------|-------------------|
| Fuel Surcharge Return         | 1 | \$371.52   | \$371.52          |
| Tiedown-Dirt Removal          | 8 | \$70.00    | \$560.00          |
| Teardown                      | 1 | \$728.00   | \$728.00          |
| Return Freight                | 1 | \$1,376.00 | \$1,376.00        |
| <b>Due On Final Invoice*:</b> |   |            | <b>\$3,035.52</b> |

**Total Including Recurring Billing Charges, Delivery, Installation & Return\*\*:** \$22,488.84

**Summary of Charges**

|               |             |   |
|---------------|-------------|---|
| Model: MO4010 | Quantity: 1 | Total Charges for(1) Building(s): \$22,488.84 |
|---------------|-------------|---|

**Additional Services:** For your convenience, we also recommend the following items (not included in this Agreement)

**BY INITIALING BELOW, BUYER/LESSEE/CUSTOMER HEREBY ACKNOWLEDGES AND CONFIRMS THAT IT HAS SELECTED THE INITIALED RECOMMENDED ITEMS TO BE ADDED TO THIS CONTRACT AND AGREES TO PAY THE ADDITIONAL SPECIFIED AMOUNT(S) IN ACCORDANCE WITH THE TERMS AND CONDITIONS OF THIS CONTRACT.**

| Initial | Recommended Items       | Billing Frequency | Qty | Price    | Extended   |
|---------|-------------------------|-------------------|-----|----------|------------|
| _____   | Skirting (L) - Vinyl LF | Initial           | 92  | \$16.00  | \$1,472.00 |
| _____   | Skirting (M) - Vinyl LF | Initial           | 92  | \$7.00   | \$644.00   |
| _____   | Data Hub Rental T2      | Recurring         | 1   | \$100.00 | \$100.00   |
| _____   | Bas. Office Package T2  | Recurring         | 1   | \$40.00  | \$40.00    |
| _____   | Prof. Office Package T2 | Recurring         | 1   | \$70.00  | \$70.00    |



**Williams Scotsman, Inc.**  
 4742 Blountstown Highway  
 Tallahassee FL 32304-2722

**Your WillScot Representative**  
 Frederick Vanderburg, Sales Representative  
 Phone: (850) 257-7365  
 Email: jake.vanderburg@willscot.com  
 Toll Free: 800-782-1500

**Contract Number:** 1639682  
**Revision:** 4  
**Date:** April 29, 2022

**Insurance Requirements Addendum**

| QTY | PRODUCT | EQUIPMENT VALUE/BUILDING | DEDUCTIBLE PER UNIT |
|-----|---------|--------------------------|---------------------|
| 1   | MO4010  | \$19440.00               | \$0.00              |

**Lessee:** South Walton Mosquito Control District

Pursuant to the Williams Scotsman Lease Agreement and its Terms and Conditions ("Agreement"), a Lessee is obligated to provide insurance to Williams Scotsman, Inc. ("Lessor") with the following insurance coverage:

- Commercial General Liability Insurance:** policy of combined bodily injury and property damage insurance insuring Lessee and Lessor against any liability arising out of the use, maintenance, or possession of the Equipment. Such insurance shall be in an amount not less than \$1,000,000 per occurrence, naming the Lessor as Additional Insured and Loss Payee.
- Commercial Property Insurance:** covering all losses or damage, in an amount equal to 100% of the Equipment Value set forth in the Lease providing protection against perils included within the classification and special extended perils (all "risk" insurance), naming the Lessor as Additional Insured and Loss Payee.

By signing below, the Lessee agrees to the terms and conditions stated herein. All other general Terms and Conditions of the Agreement shall remain the same and in full force and effect. Each party is hereby authorized to accept and rely upon a facsimile or electronic signature of the other party on this Addendum. Any such signature shall be treated as an original signature for all purposes.

**General Liability Insurance Program**

Lessee elects to participate in the General Liability Insurance Program, whereby Lessee will receive insurance coverage through American Southern Insurance Company ("Insurer") and administered by Allen Insurance Group ("Agent"). The Lessee acknowledges and agrees that the policy issued by the Insurer is a third party liability policy that covers those amounts that Lessee is legally obligated to pay due to bodily injury and property damage arising from the proper use and occupancy of Equipment leased from Williams Scotsman up to the policy limits. Coverage is subject to underwriting and specific terms and conditions set forth in the policy. An outline of cover is available upon request. By signing below, Lessee understands and agrees that the Lessor is not providing the insurance coverage and serves only as a billing agent for the Insurer and its Agent; and, accordingly, it assumes no liability therefore.

Signature of Lessee: \_\_\_\_\_ Print Name: \_\_\_\_\_ Date: \_\_\_\_\_

**Loss Damage Waiver Program**

Lessee elects to participate in the Lessor's Loss Damage Waiver Program. Lessee understands and agrees that under this program, the Lessor waives, for a fee, Lessee's obligation to carry Commercial Property Insurance and Lessee's liability to Lessor for repair or replacement of the modular units leased from Williams Scotsman resulting from loss or damage as specified in the Lease Agreement. Lessee remains liable to Williams Scotsman for the amount of the damage deductible, if any, per unit of equipment noted above. Please refer to the Agreement for specific details on coverage, exclusions and restrictions on coverage. The Loss Damage Waiver is not and shall not constitute a contract for insurance.

Signature of Lessee: \_\_\_\_\_ Print Name: \_\_\_\_\_ Date: \_\_\_\_\_

**Please return this signed document with the signed lease agreement.**



THE ESSENTIALS


# BASIC OFFICE PACKAGE

Whether you need a big open-concept workspace or something more private, we can help you create the ideal work environment. Our package levels are designed to fit any need or budget.



| BASIC                  |    |
|------------------------|----|
| Standard Desk          | 1x |
| Manager's Chair        | 1x |
| Small White Board      | 1x |
| Floor Chair Mat        | 1x |
| Small Office Trash Can | 1x |
| Over Door Coat Hook    | 1x |

## RECOMMENDED ADD-ONS



- A | 50" Flat Screen
- B | 4 High Bookcase
- C | Wardrobe / Cupboard Tower
- D | Modesty Panels\*

**Our office packages have been thoughtfully designed to fit in your space – saving you time and money.**



# SAVE TIME, MONEY AND A WHOLE LOT OF HASSLE

Wiring your workspace yourself can cost thousands, create delays and cause damage. One call to WillScot and you can get modular space that's wired up and ready for business.

|                       | TIME                | INSTALLATION                      | DAMAGE                           | COST                      |
|-----------------------|---------------------|-----------------------------------|----------------------------------|---------------------------|
| <b>CALL WILLSCOT</b>  | Unit arrives ready  | Simple ISP hookup                 | No drilling, no damage           | ~\$750 per 12-month lease |
|                       | <b>VS</b>           |                                   |                                  |                           |
| <b>DO IT YOURSELF</b> | 2+ weeks to install | Added time/install for ISP hookup | Modifications incur damage costs | ~\$2,000 cost per floor   |

## A BETTER WAY IN EVERY WAY

### EVERYONE'S PRODUCTIVE IMMEDIATELY

Your people can get on the internet and get right to work, and you can focus on more important things than managing a wire-up.

### COSTS ARE CONTROLLED

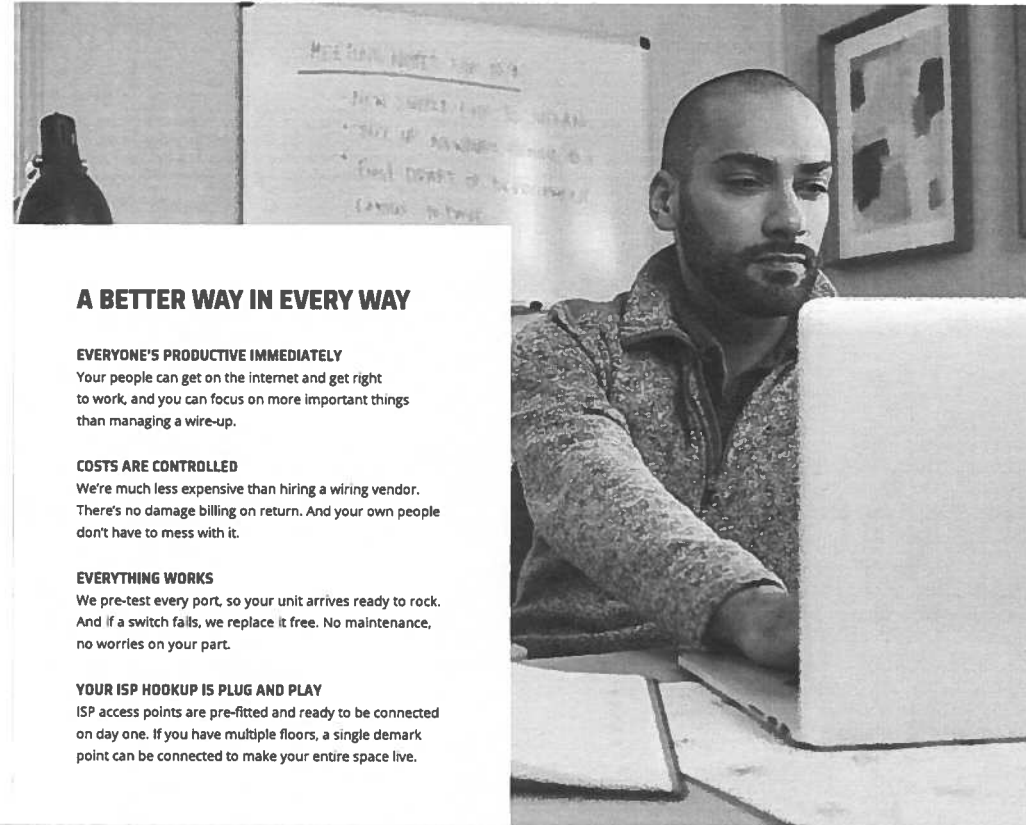
We're much less expensive than hiring a wiring vendor. There's no damage billing on return. And your own people don't have to mess with it.

### EVERYTHING WORKS

We pre-test every port, so your unit arrives ready to rock. And if a switch fails, we replace it free. No maintenance, no worries on your part.

### YOUR ISP HOOKUP IS PLUG AND PLAY

ISP access points are pre-fitted and ready to be connected on day one. If you have multiple floors, a single demark point can be connected to make your entire space live.

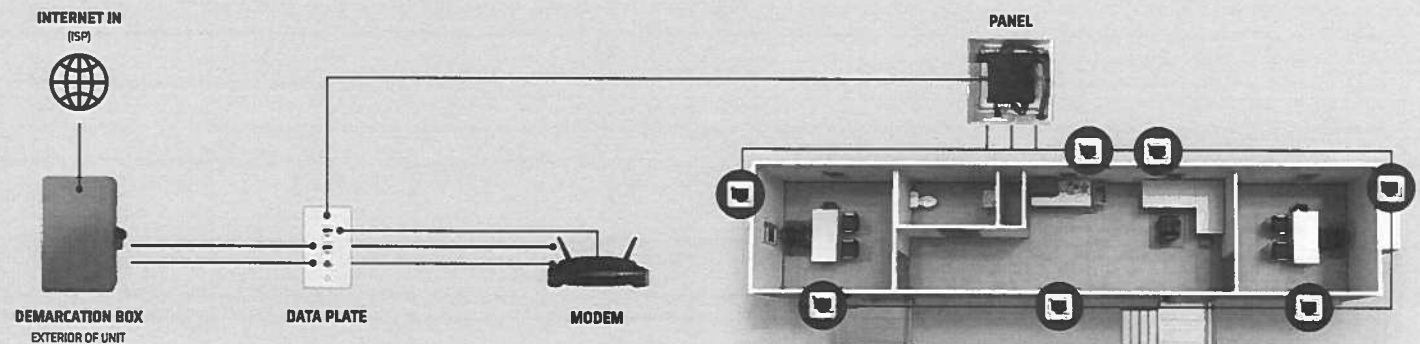


## MULTIPLE PORT PLACEMENTS IN EVERY OFFICE AND COMMON AREA

- + Predetermined port placements are one less thing to think about and ensures you have access where you need it
- + Powered data ports fully support VOIP functionality
- + Single external ISP hookup point gets you online faster

### WHAT'S INCLUDED?

- + Min. 6 VoIP capable ports per trailer / unit
- + A powered ethernet switch
- + 15" wall enclosure
- + Demarcation box for ISP hookup on unit exterior
- + All installation and testing of components





## Labor Report

### New Hire Position

None

### Open Positions

Entomologist Assistant  
Lindsey's last day in July 22<sup>nd</sup>.

### POSITION AND WAGE SCALE

Entomologist Asst

\$17.85 – 27.89

**COLA Increase  
July 6, 2022**

| Account                     | TITLE   | Min    | Mid         | Max         | Current Wage | COLA 6%      | Per Paycheck Increase | New Rate    | Yearly Cost     | Additional Cost CFY |
|-----------------------------|---|--------|-------------|-------------|--------------|--------------|-----------------------|-------------|-----------------|---------------------|
| <b>10 Personal Services</b> |   |        |             |             |              |              |                       |             |                 |                     |
| Darrin                      | 12 Director                                     | Annual | Contract    |             | \$ 91,999.60 | \$ 5,519.98  | \$ 212.31             | \$ 3,750.75 | \$ 97,519.58    | \$ 1,486.15         |
| Cammie                      | 12 Office Manager                               | Annual | \$50,000.00 | \$61,500.00 | \$78,000.00  | \$ 70,850.00 | \$ 4,251.00           | \$ 163.50   | \$ 2,888.50     | \$ 1,144.50         |
| Rich                        | 12 Environmental Ops Manager                    | Annual | \$42,000.00 | \$53,675.00 | \$69,011.00  | \$ 60,000.00 | \$ 3,600.00           | \$ 138.46   | \$ 2,446.15     | \$ 969.23           |
| Gerry                       | 12 Operations Manager                           | Annual | \$42,000.00 | \$53,675.00 | \$69,011.00  | \$ 57,240.00 | \$ 3,434.40           | \$ 132.09   | \$ 2,333.63     | \$ 924.65           |
| Reed                        | 12 UAV Coordinator                              | 2080   | \$26.00     | \$30.50     | \$35.00      | \$ 30.00     |                       | \$ -        | \$ 30.00        | \$ 62,400.00        |
| Bernadette                  | 12 Administrative Assistant                     | 2080   | \$13.80     | \$19.32     | \$25.00      | \$ 21.00     | \$ 1.26               | \$ 100.80   | \$ 22.26        | \$ 46,300.80        |
| Kenny                       | 12 Heavy Eqpt Operator Lead                     | 2080   | \$14.00     | \$22.75     | \$31.50      | \$ 28.12     | \$ 1.69               | \$ 134.96   | \$ 29.80        | \$ 61,989.61        |
| Joe Deel                    | 12 Heavy Eqpt Operator                          | 2080   | \$14.00     | \$22.75     | \$31.50      | \$ 26.00     | \$ 1.56               | \$ 124.80   | \$ 27.56        | \$ 57,324.80        |
| Shad                        | 12 Mechanic                                     | 2080   | \$22.00     | \$28.50     | \$35.00      | \$ 21.00     | \$ 1.26               | \$ 100.80   | \$ 22.26        | \$ 46,300.80        |
| Cameron                     | 12 Lead Mosquito Control Tech                   | 2080   | \$20.00     | \$26.00     | \$32.00      | \$ 22.00     | \$ 1.32               | \$ 105.60   | \$ 23.32        | \$ 48,505.60        |
| Norm                        | 12 Mosquito Control Tech                        | 2080   | \$17.58     | \$24.73     | \$28.50      | \$ 24.30     | \$ 1.46               | \$ 116.64   | \$ 25.76        | \$ 53,576.64        |
| Kenny Mac                   | 12 Mosquito Control Tech                        | 1664   | \$17.58     | \$24.73     | \$28.50      | \$ 21.80     | \$ 1.31               | \$ 83.71    | \$ 23.11        | \$ 38,451.71        |
| David T                     | 12 Mosquito Control Tech                        | 2080   | \$17.58     | \$24.73     | \$28.50      | \$ 21.50     | \$ 1.29               | \$ 103.20   | \$ 22.79        | \$ 47,403.20        |
| Alejandro                   | 12 Mosquito Control Tech                        | 2080   | \$17.58     | \$24.73     | \$28.50      | \$ 18.85     | \$ 1.13               | \$ 90.48    | \$ 19.98        | \$ 41,560.48        |
| Karl                        | 12 Mosquito Control Tech                        | 2080   | \$17.58     | \$24.73     | \$28.50      | \$ 18.50     | \$ 1.11               | \$ 88.80    | \$ 19.61        | \$ 40,788.80        |
| Teahna                      | 12 Entomologist                                 | 2080   | \$18.00     | \$27.50     | \$35.00      | \$ 27.00     | \$ 1.62               | \$ 129.60   | \$ 28.62        | \$ 59,529.60        |
| Lindsey                     | 12 Entomology Assistant                         | 2080   | \$15.50     | \$20.74     | \$25.61      | \$ 21.80     | \$ 1.31               | \$ 104.64   | \$ 23.11        | \$ 48,064.64        |
| Tommy                       | 12 Maintenance                                  | 2080   | \$14.00     | \$19.50     | \$25.08      | \$ 19.98     | \$ 1.20               | \$ 95.90    | \$ 21.18        | \$ 44,051.90        |
| Tom                         | 13 Part-Time Mosquito Control Sprayperson, Lead | 1200   | \$18.50     | \$23.94     | \$28.50      | \$ 20.44     | \$ 1.23               | \$ 98.11    | \$ 21.67        | \$ 25,999.68        |
| David K                     | 13 Part-Time Mosquito Control Sprayperson       | 450    | \$17.00     | \$24.73     | \$28.50      | \$ 17.85     |                       | \$ -        | \$ 17.85        | \$ 8,032.50         |
| Cynthia                     | 13 Part-Time Mosquito Control Sprayperson       | 450    | \$17.00     | \$24.73     | \$28.50      | \$ 17.85     |                       | \$ -        | \$ 17.85        | \$ 8,032.50         |
| Javier                      | 13 Part-Time Mosquito Control Sprayperson       | 450    | \$17.00     | \$24.73     | \$28.50      | \$ 17.85     |                       | \$ -        | \$ 17.85        | \$ 8,032.50         |
| Steve W                     | 13 Part-Time Mosquito Control Sprayperson       | 450    | \$17.00     | \$24.73     | \$28.50      | \$ 17.85     |                       | \$ -        | \$ 17.85        | \$ 8,032.50         |
| Tom C                       | 13 Part-Time Mosquito Control Sprayperson       | 450    | \$17.00     | \$24.73     | \$28.50      | \$ 17.85     |                       | \$ -        | \$ 17.85        | \$ 8,032.50         |
| Open                        | 13 Part-Time Mosquito Control Sprayperson       | 450    | \$17.00     | \$24.73     | \$28.50      | \$ 17.00     |                       | \$ -        | \$ 17.00        | \$ 7,650.00         |
| Open                        | 13 Part-Time Mosquito Control Sprayperson       | 450    | \$17.00     | \$24.73     | \$28.50      | \$ 17.00     |                       | \$ -        | \$ 17.00        | \$ 7,650.00         |
| Aidan                       | 13 Intern Entomology                            | 350    |             |             |              | \$ 17.00     |                       | \$ -        | \$ 17.00        | \$ 7,650.00         |
| TOTAL                       |   |        |             |             |              |              |                       |             | \$ 1,082,255.74 | \$ 14,870.83        |

**Notes**

SWCMCD provided a 5% COLA in October 2021.

Social Security provided a 5.9% COLA in December 2021

Estimated COLA for 2023 is 8.6%

Per the CPI-W (Consumer Price Index - Urban Wage Earners & Clerical Workers)

SS will be decided after 3rd Qtr data is reviewed.

Southern Region (CPI-W) inflation rate is 9.2%

All items not include food & energy is 6.8% inflation.

Approval of the above COLA increase in wages list above.

Effective date of increase July 6, 2022.

Madam Chairman Donna Johns: \_\_\_\_\_

Date

Commissioner Doug Liles: \_\_\_\_\_

Date

Commissioner Kristine Faulk: \_\_\_\_\_

Date

Director Darrin Dunwald: \_\_\_\_\_

Date

**4-Day Work Week**

Friday Off Monday Off

|                            |   |   |
|----------------------------|---|---|
| 5 Mosquito Control Tech    | 3 | 2 |
| 1 Lead Tech                |   | 1 |
| 1 Mechanic                 | 1 |   |
| 1 Maintenance              |   | 1 |
| 2 Entomologist             | 2 |   |
| 2 Operators                | 2 |   |
| 2 Operations Managers      | 1 | 1 |
| 1 UAV Coordinator          |   | 1 |
| 1 Administration Assistant |   | 1 |
| 1 Office Manager           | 1 |   |
| 1 Director                 |   |   |

Approval of 4-day work week. All 5 days will be covered (M-F).

Effective date of work week change is July 20, 2022.

Madam Chairman Donna Johns: \_\_\_\_\_

Date

Commissioner Doug Liles: \_\_\_\_\_

Date

Commissioner Kristine Faulk: \_\_\_\_\_

Date

Director Darrin Dunwald: \_\_\_\_\_

Date

## Cammie Henderson

---

**From:** Josue Nunez <josue@deepblue-inv.com>  
**Sent:** Thursday, June 23, 2022 2:19 PM  
**To:** Cammie Henderson  
**Subject:** Pool Information  
**Attachments:** 6-22-22 Rate.pdf; Cash Pool Overview.pdf; PDP overview.pdf

Good afternoon Cammie,

It was a pleasure meeting you and speaking to you today. Please see attached to this email our rate sheet as of 6/22/22. As well as our overview of the Preferred Deposit Pool and Cash Pool. For the Preferred Deposit pool, it does have same day liquidity like the cash pool. The cut off time for transactions is 2 PM, like all pools we suggest submitting transactions as early as possible. If there are any questions please feel free to reach out. The next time I am in your county I will stop by to introduce myself in person!

Best regards,  
Josue



### **JOSUE NUNEZ**

Client Advisor,  
Florida Fixed Income Trust

P.O. Box 9691, Tampa, FL 33674  
☎: 813-556-9775

[deepblue-inv.com](http://deepblue-inv.com)

PAST PERFORMANCE IS NO GUARANTEE OF FUTURE RESULTS AND YIELDS MAY VARY. THE CURRENT FUND PERFORMANCE MAY BE HIGHER OR LOWER THAN THAT CITED. THE CURRENT SEVEN-DAY YIELD DOES NOT INCLUDE REALIZED GAINS AND LOSSES ON THE SALE OF SECURITIES.

ELECTRONIC MAIL SENT THROUGH THE INTERNET IS NOT SECURE. THEREFORE, WE CANNOT REPRESENT THAT THE INFORMATION IN THIS E-MAIL, AND ANY ATTACHMENTS, IS COMPLETE, ACCURATE, UNCORRUPTED, TIMELY OR FREE OF VIRUSES OR THAT SUCH INFORMATION WILL NOT BE INTERCEPTED BY THIRD PARTIES. THIS E-MAIL, AND ANY ATTACHMENTS, CONTAINS INFORMATION THAT IS, OR MAY BE, COVERED BY ELECTRONIC COMMUNICATIONS PRIVACY LAWS, AND IS ALSO CONFIDENTIAL AND PROPRIETARY IN NATURE. IF YOU ARE NOT THE INTENDED RECIPIENT, PLEASE BE ADVISED THAT YOU ARE LEGALLY PROHIBITED FROM RETAINING, USING, COPYING, DISTRIBUTING, OR OTHERWISE DISCLOSING THIS INFORMATION IN ANY MANNER. INSTEAD, PLEASE REPLY TO THE SENDER THAT YOU HAVE RECEIVED THIS COMMUNICATION IN ERROR, AND THEN IMMEDIATELY DELETE IT. THANK YOU IN ADVANCE FOR COOPERATION.



## FLORIDA FIXED INCOME TRUST

### FL-FIT Preferred Deposit and Cash Pools

| Date      | Pool                   | 1-Day Yield | 7-Day Yield | 12-Month Return <sup>+</sup> |
|-----------|------------------------|-------------|-------------|------------------------------|
| 6/22/2022 | Preferred Deposit Pool | 1.55%       | 1.46%       | 0.22%                        |
| 6/22/2022 | Cash Pool              | 1.03%       | 0.89%       | 0.20%                        |

### FL-FIT Enhanced and Select Cash Pools

| Date      | Pool               | 30-Day SEC Yield | 12-Month Return <sup>+</sup> | Return Since Inception <sup>**</sup> |
|-----------|--------------------|------------------|------------------------------|--------------------------------------|
| 6/22/2022 | Enhanced Cash Pool | 0.89%            | -0.30%                       | 1.15%                                |
| 6/22/2022 | Select Cash Pool   | 0.96%            | -2.11%                       | 0.71%                                |

<sup>+</sup> Returns depicted above are as of 5/31/2022

<sup>\*\*</sup> Pool Inception Dates: Enhanced Cash Pool 7/1/16 and Select Cash Pool 6/30/14

To discuss which FL-FIT Pool(s) will complement your entity's investment strategy, or to inquire about opening an account, please contact one of the firm's advisors listed below.

Further information regarding FL-FIT can be found at <https://fl-fit.com/>

*Performance data quoted represents past performance; past performance does not guarantee future results. The investment return and principal value of an investment will fluctuate so that an investor's shares, when redeemed, may be worth more or less than their original cost. Current performance of the fund may be lower or higher than the performance quoted.*



# FLORIDA FIXED INCOME TRUST CASH POOL

March 31, 2022

## ABOUT THE POOL

The FL-FIT Cash Pool is a money market alternative that is managed to a dollar in/dollar out strategy. The portfolio management team utilizes a hybrid approach managing current market conditions and portfolio duration, to ensure maximum flexibility in all market conditions. The Cash Pool seeks to preserve principal while seeking to maximize yields, offers same day liquidity and provides an investment option for local governments short term funds.

For more information, visit  
[www.fl-fit.com](http://www.fl-fit.com)



## SERVICE PROVIDERS

**Investment Advisor**  
Water Walker Investments

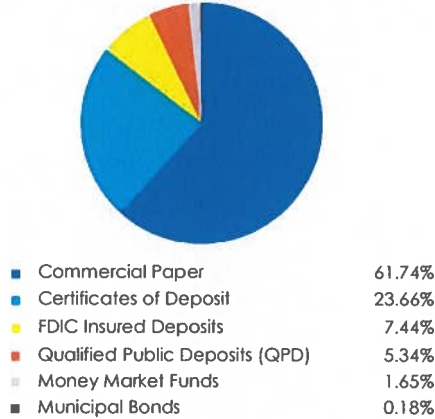
**Custodian**  
U.S. Bank, N.A.

**Independent Auditor**  
CliftonLarsonAllen

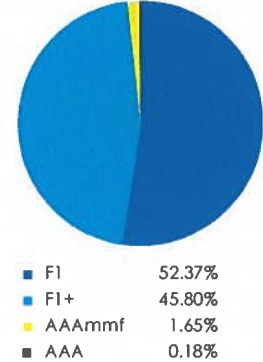
**Legal**  
Practus, LLP

**Administration/Accounting/Transfer Agent Services**  
U.S. Bank Global Fund Services

Asset Allocation



Credit Quality



30 Day SEC Yield



## FL-FIT Cash Pool Facts

|                           |         |
|---------------------------|---------|
| Fitch Rating <sup>1</sup> | AAAf/S1 |
| 7-Day SEC Yield           | 0.35%   |
| WAM <sup>2</sup> to Reset | 79 Days |
| WAM <sup>2</sup> to Final | 94 Days |
| NAV <sup>3</sup>          | \$1.00  |

### Inception Date 9/10/14

<sup>1</sup> "AAAf / S1" Fitch Rating signifies that the fund's selection of portfolio holdings represents the highest underlying credit quality and is considered to have very low sensitivity to market risk. Please refer to [www.fitchratings.com/understandingcreditratings](http://www.fitchratings.com/understandingcreditratings) for further details. Fitch Rating as of 5/31/2021.

<sup>2</sup> WAM represents Weighted Average Maturity

<sup>3</sup> This product has a floating Net Asset Value (NAV), and the portfolio is managed in a manner that strives to keep the NAV at \$1.00. Although the FL-FIT Cash Pool seeks to preserve the value of the investments at \$1.00 per share, it is possible to lose money by investing in the pool.

Performance data quoted represents past performance; past performance does not guarantee future results. Current performance of the investment pools may be lower or higher than the performance quoted. Complete performance history can be found at [www.fl-fit.com/performance](http://www.fl-fit.com/performance). Performance data current to the most recent month end may be obtained by calling (866) 319-3655.

Investments in the FL-FIT investment pools are not insured or guaranteed by the FDIC or any other government agency. Certain securities in the pool may be FDIC insured through participating FDIC insured banks as part of a sponsored program by an affiliate bank. The FDIC insurance pertains only to the specific securities and not the entire pool. Programs, rates, and terms and conditions are subject to change at any time without notice.

FL-FIT may invest in fixed income securities, which are subject to risks including interest rate, credit and inflation. The investment return and principal value of an investment will fluctuate so that an investor's shares, when redeemed, may be worth more or less than their original cost.

This communication is provided for informational purposes only and is not an offer to sell or a solicitation of an offer to buy any investments offered by Water Walker Investments, nor shall any such investments be offered or sold to any person in any jurisdiction in which such an offer, solicitation, purchase, or sale would be unlawful under the securities laws of such jurisdiction.



# FLORIDA FIXED INCOME TRUST PREFERRED DEPOSIT POOL

March 31, 2022

## ABOUT THE POOL

The FL-FIT Preferred Deposit Pool (PDP) offers a compelling strategy for local governments to generate interest income while maintaining prudent cash management. The PDP provides a resource that strives to maximize yield while protecting principal through FDIC insured bank deposits and qualified public depository accounts. This pool provides same day liquidity.

For more information, visit  
[www.fl-fit.com](http://www.fl-fit.com)



## SERVICE PROVIDERS

**Investment Advisor**  
Water Walker Investments

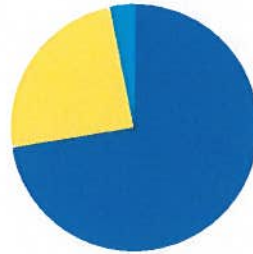
**Custodian**  
U.S. Bank, N.A.

**Independent Auditor**  
CliftonLarsonAllen

**Legal**  
Practus, LLP

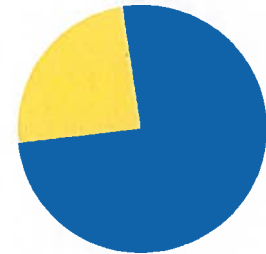
**Administration/Accounting/Transfer Agent Services**  
U.S. Bank Global Fund Services

### Asset Allocation



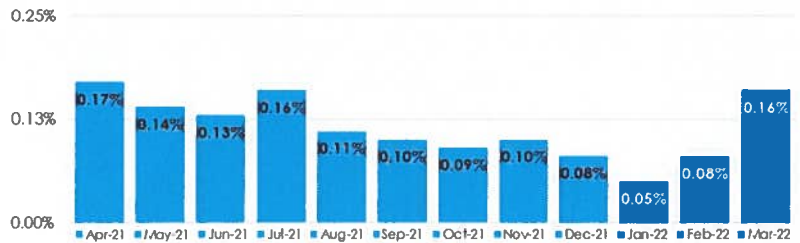
|                                   |        |
|-----------------------------------|--------|
| ■ FDIC Insured Deposits           | 72.40% |
| ■ Qualified Public Deposits (QPD) | 24.47% |
| ■ Money Market Funds              | 3.13%  |

### Credit Quality



|         |        |
|---------|--------|
| ■ F1    | 72.40% |
| ■ F1+   | 24.47% |
| ■ AAmmf | 3.13%  |

### 30 Day SEC Yield



### FL-FIT Preferred Deposit Pool Facts

|                           |        |
|---------------------------|--------|
| 7-Day SEC Yield           | 0.36%  |
| WAM <sup>1</sup> to Reset | 1 Day  |
| WAM <sup>1</sup> to Final | 3 Days |
| NAV <sup>2</sup>          | \$1.00 |

### Inception Date 6/30/10

<sup>1</sup> WAM represents Weighted Average Maturity

<sup>2</sup> This product has a stable Net Asset Value (NAV).

Performance data quoted represents past performance; past performance does not guarantee future results. Current performance of the investment pools may be lower or higher than the performance quoted. Complete performance history can be found at [www.fl-fit.com/performance](http://www.fl-fit.com/performance). Performance data current to the most recent month end may be obtained by calling (866) 319-3655.

Investments in the FL-FIT investment pools are not insured or guaranteed by the FDIC or any other government agency. Certain securities in the pool may be FDIC insured through participating FDIC insured banks as part of a sponsored program by an affiliate bank. The FDIC insurance pertains only to the specific securities and not the entire pool. Programs, rates, and terms and conditions are subject to change at any time without notice.

*This communication is provided for informational purposes only and is not an offer to sell or a solicitation of an offer to buy any investments offered by Water Walker Investments, nor shall any such investments be offered or sold to any person in any jurisdiction in which such an offer, solicitation, purchase, or sale would be unlawful under the securities laws of such jurisdiction.*



LEGAL  
**LEGAL**

**HAND ARENDALL HARRISON SALE LLC**

304 MAGNOLIA A VENUE  
PANAMA CITY, FLORIDA 32401  
(850) 769-3434 Facsimile: (850) 769-6121  
FED. I.D. NO. 63-0259798

Invoice 339351  
May 16, 2022

South Walton County Mosquito Control District  
Attn: Executive Director  
Post Office Box 1130  
Santa Rosa Beach, FL. 32459  
US

ID: 36694-227912

Billing Attorney: Amy E. Myers

Re: General Representation

For Services Rendered Through April 30, 2022

**PAYMENT DUE UPON RECEIPT**

If you would like to submit payment by Credit Card, please use the following link:  
<https://secure.lawpay.com/pages/handarendall/operating>  
or please contact Accounts Receivable at 251-694-6329.

---

|                              |        |               |
|------------------------------|--------|---------------|
| Balance Forward              |        | 0.00          |
| Current Fees                 | 375.00 |               |
| <b>Total Current Charges</b> |        | <b>375.00</b> |
| <br>                         |        |               |
| Total Due                    |        | 375.00        |

---

**PLEASE RETURN THIS PAGE WITH YOUR PAYMENT**

**For Billing Inquiries, Please Call Our Billing Department at (850) 769-3434.**

South Walton County Mosquito Control District  
I.D. 36694-227912 - AEM  
Re: General Representation

May 16, 2022  
Invoice 339351  
Page 2

**Fees**

| <b>Date</b>        | <b>Atty</b> | <b>Description</b>  | <b>Hours</b> |
|--------------------|-------------|---|--------------|
| 04/05/22           | AEM         | Email from and to Darrin Dunwald re resign to run, dual officeholding.  | 0.20         |
| 04/07/22           | AEM         | Email from and to Cammie Henderson re employment issue.   | 0.20         |
| 04/08/22           | AEM         | Telephone call from Cammie Henderson and Darrin Dunwald re employment matter.   | 0.20         |
| 04/19/22           | AEM         | Email from and to Cammie Henderson re HB3. Review bill.<br>Telephone call from Donna Johns re various matters.  | 0.50         |
| 04/27/22           | AEM         | Telephone conference with Darrin Dunwald, Cammie Henderson, Rich Mitchell and Commissioner Faulk re Development concern.<br>Confirm attorney representation at meeting. | 0.40         |
| <b>Total Hours</b> |             |   | <b>1.50</b>  |

**Hand Arendall Harrison Sale LLC**  
304 MAGNOLIA AVENUE PANAMA CITY, FLORIDA 32401 (850) 769-3434

South Walton County Mosquito Control District  
I.D. 36694-227912 - AEM  
Re: General Representation

May 16, 2022  
Invoice 339351  
Page 3

**Fee Recap**

| <b>Name/Desc</b> | <b>Init</b> | <b>Classification</b> | <b>Hours</b> | <b>Rate/Hour</b> | <b>Amount</b> |
|------------------|-------------|-----------------------|--------------|------------------|---------------|
| Amy E. Myers     | AEM         | Member                | 1.50         | 250.00           | 375.00        |
| <b>Totals</b>    |             |                       | <b>1.50</b>  |                  | <b>375.00</b> |

# HAND ARENDALL HARRISON SALE LLC

304 MAGNOLIA A VENUE  
PANAMA CITY, FLORIDA 32401  
(850) 769-3434 Facsimile: (850) 769-6121  
FED. I.D. NO. 63-0259798

Invoice 342146  
June 20, 2022

South Walton County Mosquito Control District  
Attn: Executive Director  
Post Office Box 1130  
Santa Rosa Beach, FL. 32459  
US

ID: 36694-227912

Billing Attorney: Amy E. Myers

Re: General Representation

For Services Rendered Through May 31, 2022

## PAYMENT DUE UPON RECEIPT

If you would like to submit payment by Credit Card, please use the following link:  
<https://secure.lawpay.com/pages/handarendall/operating>  
or please contact Accounts Receivable at 251-694-6329.

---

|                              |          |                 |
|------------------------------|----------|-----------------|
| Balance Forward              |          | 0.00            |
| Current Fees                 | 1,503.75 |                 |
| <b>Total Current Charges</b> |          | <b>1,503.75</b> |
| <br>Total Due                |          | <br>1,503.75    |

---

PLEASE RETURN THIS PAGE WITH YOUR PAYMENT

For Billing Inquiries, Please Call Our Billing Department at (850) 769-3434.

**Hand Arendall Harrison Sale LLC**  
304 MAGNOLIA AVENUE PANAMA CITY, FLORIDA 32401 (850) 769-3434

South Walton County Mosquito Control District  
I.D. 36694-227912 - AEM  
Re: General Representation

June 20, 2022  
Invoice 342146  
Page 2

| <b>Fees</b>        |             |  |              |
|--------------------|-------------|--|--------------|
| <b>Date</b>        | <b>Atty</b> | <b>Description</b>   | <b>Hours</b> |
| 05/12/22           | AEM         | Review FS re bonuses and extra compensation. Telephone call to and email to Cammie Henderson. Telephone conference with Darrin Dunwald and Cammie Henderson re various issues. | 0.75         |
| 05/18/22           | AEM         | Receive and review agenda package. Review travel policy. Review FS.  | 0.75         |
| 05/19/22           | AEM         | Attend Commission meeting. Office conference with Cammie Henderson and Darrin Dunwald re follow up matters, work ahead of next meeting.  | 3.20         |
| 05/26/22           | JWS         | Emails with A Myers and R Jackson re: employee discipline issue.   | 0.25         |
| 05/26/22           | RCJ         | Correspondence from and to Amy Myers regarding personnel matter. Advice regarding same.  | 0.30         |
| 05/26/22           | AEM         | Receive and review correspondence re off duty behavior. Email to and from Cammie Henderson. Review policy and consider options.  | 0.40         |
| 05/26/22           | AEM         | Review docs re off-duty employee incident. TC Cammie and Darrin re numerous issues.  | 0.50         |
| <b>Total Hours</b> |             |  | <b>6.15</b>  |

**Hand Arendall Harrison Sale LLC**  
304 MAGNOLIA AVENUE PANAMA CITY, FLORIDA 32401 (850) 769-3434

South Walton County Mosquito Control District  
I.D. 36694-227912 - AEM  
Re: General Representation

June 20, 2022  
Invoice 342146  
Page 3

**Fee Recap**

| <b>Name/Desc</b>   | <b>Init</b> | <b>Classification</b> | <b>Hours</b> | <b>Rate/Hour</b> | <b>Amount</b>   |
|--------------------|-------------|-----------------------|--------------|------------------|-----------------|
| Robert C. Jackson  | RCJ         | Member                | 0.30         | 200.00           | 60.00           |
| Amy E. Myers       | AEM         | Member                | 5.60         | 250.00           | 1,400.00        |
| Jennifer W. Shuler | JWS         | Associate             | 0.25         | 175.00           | 43.75           |
| <b>Totals</b>      |             |                       | <b>6.15</b>  |                  | <b>1,503.75</b> |

# OPERATIONS



# SOUTH WALTON COUNTY MOSQUITO CONTROL DISTRICT

## Operations Report June 2022

| MONTHLY VALUES        |                |       |              |                    | ON HAND                   |                |
|-----------------------|----------------|-------|--------------|--------------------|---------------------------|----------------|
| <b>ADULTICIDE</b>     |                |       |              |                    |                           |                |
| CHEMICAL              | MONTHLY OUTPUT | UNIT  | UNIT VALUE   | MONTHLY \$ VALUE   | MONTHLY INVENTORY         | INVENTORY \$\$ |
| ML KONTROL 30-30      | 0              | GAL   | \$54.50      | \$0.00             | 0                         | \$0.00         |
| DELTAGARD ULV         | 0              | GAL   | \$173.67     | \$0.00             | 0                         | \$0.00         |
| DUET                  | 0              | OZ    | \$1.50       | \$0.00             | 0                         | \$0.00         |
| PERMASEASE 3-15       | 281            | GAL   | \$45.00      | \$12,645.00        | 925                       | \$41,625.00    |
| Fyfanon EW            | 80.5           | GAL   | \$57.10      | \$6,480.25         | 445                       | \$25,409.50    |
| <b>TOTAL</b>          |                |       |              | <b>\$19,125.25</b> | <b>TOTAL \$67,034.50</b>  |                |
| <b>LARVICIDE</b>      |                |       |              |                    |                           |                |
| CHEMICAL              | MONTHLY OUTPUT | UNIT  | UNIT VALUE   | MONTHLY \$ VALUE   | MONTHLY INVENTORY         | INVENTORY \$\$ |
| ABATE WDG             | 0              | POUND | \$10.61      | \$0.00             | 0                         | \$0.00         |
| ALTOSID XR            | 0              | EACH  | \$3.42       | \$0.00             | 13                        | \$44.46        |
| ALTOSID SBG           | 0              | POUND | \$3.06       | \$0.00             | 0                         | \$0.00         |
| VECTOBAC WDG          | 3.25           | POUND | \$35.00      | \$113.75           | 75.25                     | \$2,633.75     |
| Vectolex FG           | 8              | POUND | \$6.26       | \$50.08            | 0                         | \$0.00         |
| COCO BEAR             | 43             | OUNCE | \$0.15       | \$6.57             | 13,150                    | \$2,008.01     |
| VECTOLEX WDG          | 1.5            | POUND | \$60.81      | \$91.22            | 69                        | \$4,195.89     |
| FOURSTAR BTI CRG      | 372.5          | POUND | \$11.93      | \$4,443.93         | 10245.5                   | \$122,228.82   |
| BACTIMOS              | 0              | EACH  | \$0.57       | \$0.00             | 0                         | \$0.00         |
| NATULAR G30           | 910            | POUND | \$15.83      | \$14,405.30        | 303                       | \$4,796.49     |
| NATULAR XRT           | 0              | EACH  | \$4.63       | \$0.00             | 12,760                    | \$59,078.80    |
| MetaLarv WSP          | 56             | EACH  | \$1.88       | \$105.28           | 642                       | \$1,206.96     |
| Altosid Liquid        | 0              | GAL   | \$0.00       | \$0.00             | 0                         | \$0.00         |
| <b>TOTAL</b>          |                |       | <b>TOTAL</b> | <b>\$19,216.12</b> | <b>TOTAL \$196,193.17</b> |                |
| <b>HERBICIDE</b>      |                |       |              |                    |                           |                |
| Cornerstone           | 0              | OZ    | \$0.10       | \$0.00             | 0                         | \$0.00         |
| SURF AC               | 0              | OZ    | \$0.10       | \$0.00             | 0                         | \$0.00         |
| LESCO 3WY             | 0              | OZ    | \$0.09       | \$0.00             | 0                         | \$0.00         |
| <b>TOTAL</b>          |                |       | <b>TOTAL</b> | <b>\$0.00</b>      | <b>TOTAL \$0.00</b>       |                |
| <b>TOTAL</b>          |                |       |              | <b>\$38,341.37</b> | <b>TOTAL \$263,227.67</b> |                |
| <b>OTHER SERVICES</b> |                |       |              |                    |                           |                |
| SERVICE REQUEST       | 28             |       |              |                    |                           |                |
| SPRAY MISSIONS        | 35             |       |              |                    |                           |                |
| <b>COMMENTS</b>       |                |       |              |                    |                           |                |
|                       |                |       |              |                    |                           |                |
|                       |                |       |              |                    |                           |                |
|                       |                |       |              |                    |                           |                |



# South Walton County Mosquito Control District

Director  
Darrin Dunwald

Commissioners  
Seat 1 – Doug Liles  
Seat 2 – Donna Johns  
Seat 3 – Kristine Faulk

---

## 2021-2022 Disposal of Property

| Property # | Year           | Description  | Condition            | Value    | Notes             |
|------------|----------------|--|----------------------|----------|-------------------|
| 227        | 1991           | Honda ESG6500 Generator/Does not run/Motor issues. | POOR                 | 0        | Trash             |
| 300        | Purchased 1999 | 1-OTC Enhanced Monitor Scan Diagnostics Tool.      | GOOD But Out of Date | \$100.00 | Donate NW FL Tech |
| 356        | Purchased 2007 | 1-OTC Genisys Deluxe Scan Tool.                    | GOOD But Out of Date | \$100.00 | Donate NW FL Tech |
|            |                |  |                      |          |                   |

Approval for disposal of property noted above.

Madam Chairman Donna Johns: \_\_\_\_\_ Date: \_\_\_\_\_

Commissioner Doug Liles: \_\_\_\_\_ Date: \_\_\_\_\_

Commissioner Kristine Faulk: \_\_\_\_\_ Date: \_\_\_\_\_



774 North County Highway 393  
 Santa Rosa Beach, Florida 32459  
 phone: 850-267-2112 fax: 850-267-2712

**Commissioners**

Doug Liles  
 Donna Johns  
 Kristine A. Faulk

**Director**

Darrin Dunwald

July 2022

In accordance with Chapter 388.323 Florida Statutes, the following surplus property is being offered to other Mosquito Control Districts and County Arthropod/Mosquito Control programs to the highest bid price submitted.

**FY 2021/2022 SURPLUS Inventory**

| Property# | Year      | Description  | Condition |
|-----------|-----------|--|-----------|
| 255       | 1995      | Caterpillar 416B with forks 3675 hrs. Backhoe Loader 4wd. Includes PR# 357 Fork Lift attachment) <b>MIN BID-\$23,000</b>                         | FAIR      |
| 256       | 1996      | Ford F350 Single Cab 4x4 7.3L Power stroke 75,000 miles/Utility Box. <b>MIN BID- \$10,000</b>  | FAIR      |
| 312       | 2000      | Kubota L2600 DT TRACTOR w/implements 1360 Hrs. Implements inc: Box blade, Bush hog, 4' Disk, Finish Mower, 300lb Spreader. <b>MIN BID-\$9000</b> | GOOD      |
| 330       | 2003      | Exmark 44" 17Hp Laser Z Mower. 445 Hrs. Model# LHP4417KA Serial# 355343 <b>MIN BID-\$1500</b>  | GOOD      |
|           | 2011-2015 | 4-Maruyama Mist Duster MD155DX Backpack <b>MIN BID- \$100 FOR ALL</b>  | FAIR      |
| 285       | 1998      | 18' Tandem Dual Axle Trailer <b>MIN BID-\$800</b>  | FAIR      |
| 337       | 2005      | Kubota RTV 900 GK 845hrs. <b>MIN BID-\$6500</b>  | FAIR      |
| 428       | 2015      | 2015 Woods BW 1620XRW Batwing Mower <b>MIN BID-\$10500.00</b>  | FAIR      |
| 373       | 2009      | Ford F-150 4X4 <b>MIN BID-\$10000.00</b>   | FAIR      |
| 423       | 2016      | RAM 1500 4x4 44,000 mi. <b>MIN BID- \$16000.00</b>   | FAIR      |
| 434       | 2016      | RAM 1500 4x4 37,000 mi. <b>MIN BID- \$17500.00</b>   | FAIR      |

|     |      |  |             |
|-----|------|--|-------------|
| 435 | 2016 | RAM 1500 4x4 39,000 mi. <b>MIN BID- \$17000.00</b> | <b>FAIR</b> |
| 253 | 2017 | RAM 1500 4x4 43,000 mi. <b>MIN BID-\$18000.00</b>  | <b>FAIR</b> |

Approval for surplus property dispersal and minimum pricing as notes above. If not sold above to other districts, permission to list items in public auction for same minimum bid.

Madam Chairman Donna Johns: \_\_\_\_\_ Date: \_\_\_\_\_

Commissioner Doug Liles: \_\_\_\_\_ Date: \_\_\_\_\_

Commissioner Kristine Faulk: \_\_\_\_\_ Date: \_\_\_\_\_



# OLD BUSINESS

| Attendee           | Conference         | Meals             | Room               | Mileage            | Air             | Taxi            | Misc            | Total              |
|--------------------|--------------------|-------------------|--------------------|--------------------|-----------------|-----------------|-----------------|--------------------|
| Kenny McDaniels    | \$75.00            |                   |                    |                    |                 |                 |                 | \$75.00            |
| Shad Farmer        | \$525.00           |                   |                    |                    |                 |                 |                 | \$525.00           |
| Alex Rodriguez     | \$540.00           |                   |                    |                    |                 |                 |                 | \$540.00           |
| Norm Pruett        | \$360.00           | \$210.00          |                    |                    |                 |                 |                 | \$570.00           |
| Joe Deel           | \$510.00           | \$188.00          |                    |                    |                 |                 |                 | \$698.00           |
| Karl Balder        | \$450.00           | \$188.00          | \$540.00           |                    |                 |                 |                 | \$1,178.00         |
| Kenny Hobbs        | \$510.00           | \$188.00          | \$540.00           |                    |                 |                 |                 | \$1,238.00         |
| Tommy Hilaman      | \$540.00           | \$188.00          | \$540.00           |                    |                 |                 |                 | \$1,268.00         |
| Gerry Mitchell     | \$855.00           | \$376.00          | \$540.00           |                    |                 |                 |                 | \$1,771.00         |
| Cameron Williams   | \$855.00           | \$376.00          | \$540.00           | \$223.47           |                 |                 |                 | \$1,994.47         |
| Teahna Ratliff     | \$770.00           | \$566.00          | \$2,031.96         | \$311.22           |                 |                 | \$60.00         | \$3,739.18         |
| Rich Mitchell      | \$1,260.00         | \$560.00          | \$1,227.98         | \$1,238.04         |                 |                 | \$10.00         | \$4,296.02         |
| Kristine Faulk     | \$1,570.00         | \$504.11          | \$2,107.93         | \$1,466.31         |                 |                 | \$6.96          | \$5,655.31         |
| Lindsey Ashman     | \$1,405.00         | \$672.00          | \$1,875.45         | \$1,824.39         |                 |                 | \$29.89         | \$5,806.73         |
| Donna Johns        | \$1,520.00         | \$753.54          | \$2,253.59         | \$1,038.74         | \$817.32        | \$489.25        | \$72.48         | \$6,944.92         |
| Cammie Henderson   | \$2,362.65         | \$700.72          | \$2,622.55         | \$1,786.85         |                 |                 |                 | \$7,472.77         |
| Darrin Dunwald     | \$2,580.00         | \$1,362.00        | \$4,291.59         | \$2,210.08         |                 |                 | \$75.00         | \$10,518.67        |
| Doug Liles         | \$3,360.00         | \$1,694.42        | \$7,052.31         | \$3,025.25         |                 |                 | \$95.66         | \$15,227.64        |
| <b>Grand Total</b> | <b>\$20,047.65</b> | <b>\$8,526.79</b> | <b>\$26,163.36</b> | <b>\$13,124.35</b> | <b>\$817.32</b> | <b>\$489.25</b> | <b>\$349.99</b> | <b>\$69,518.71</b> |

| Row Labels                        | Sum of Conference | Sum of Meals      | Sum of Room       | Sum of Mileage    | Sum of Air | Sum of Taxi | Sum of Misc     | Sum of Total       |
|-----------------------------------|-------------------|-------------------|-------------------|-------------------|------------|-------------|-----------------|--------------------|
| <b>Abro Surveillance Workshop</b> | <b>\$150.00</b>   | <b>\$168.00</b>   | <b>\$688.00</b>   |                   |            |             |                 | <b>\$1,006.00</b>  |
| Teahna Ratliff                    | \$150.00          | \$168.00          | \$688.00          |                   |            |             |                 | \$1,006.00         |
| <b>AMCA - Jacksonville</b>        | <b>\$2,605.00</b> | <b>\$959.79</b>   | <b>\$4,488.64</b> | <b>\$1,751.14</b> |            |             | <b>\$135.00</b> | <b>\$9,939.57</b>  |
| Cammie Henderson                  | \$485.00          | \$161.94          | \$693.42          | \$321.98          |            |             |                 | \$1,662.34         |
| Darrin Dunwald                    | \$485.00          | \$188.00          | \$1,055.45        | \$356.85          |            |             | \$75.00         | \$2,160.30         |
| Doug Liles                        | \$575.00          | \$252.00          | \$1,257.54        | \$386.10          |            |             |                 | \$2,470.64         |
| Kristine Faulk                    | \$575.00          | \$147.85          | \$678.27          | \$374.99          |            |             |                 | \$1,776.11         |
| Teahna Ratliff                    | \$485.00          | \$210.00          | \$803.96          | \$311.22          |            |             | \$60.00         | \$1,870.18         |
| <b>Beach</b>                      | <b>\$150.00</b>   |                   |                   |                   |            |             |                 | <b>\$150.00</b>    |
| Kenny McDaniels                   | \$75.00           |                   |                   |                   |            |             |                 | \$75.00            |
| Shad Farmer                       | \$75.00           |                   |                   |                   |            |             |                 | \$75.00            |
| <b>DODD</b>                       | <b>\$6,480.00</b> | <b>\$2,280.00</b> | <b>\$4,734.95</b> | <b>\$1,553.76</b> |            |             | <b>\$29.89</b>  | <b>\$15,078.60</b> |
| Alex Rodriguez                    | \$540.00          |                   |                   |                   |            |             |                 | \$540.00           |
| Cameron Williams                  | \$630.00          | \$188.00          | \$540.00          | \$223.47          |            |             |                 | \$1,581.47         |
| Darrin Dunwald                    | \$405.00          | \$188.00          | \$135.00          | \$338.13          |            |             |                 | \$1,066.13         |
| Doug Liles                        | \$180.00          | \$252.00          | \$819.95          | \$356.85          |            |             |                 | \$1,608.80         |
| Gerry Mitchell                    | \$630.00          | \$188.00          | \$540.00          |                   |            |             |                 | \$1,358.00         |
| Joe Deel                          | \$510.00          | \$188.00          |                   |                   |            |             |                 | \$698.00           |
| Karl Balder                       | \$450.00          | \$188.00          | \$540.00          |                   |            |             |                 | \$1,178.00         |
| Kenny Hobbs                       | \$510.00          | \$188.00          | \$540.00          |                   |            |             |                 | \$1,238.00         |
| Lindsey Ashman                    | \$630.00          | \$168.00          |                   |                   | \$312.39   |             | \$29.89         | \$1,140.28         |
| Norm Pruett                       | \$360.00          | \$210.00          |                   |                   |            |             |                 | \$570.00           |
| Rich Mitchell                     | \$510.00          | \$146.00          | \$540.00          | \$322.92          |            |             |                 | \$1,518.92         |
| Shad Farmer                       | \$450.00          |                   |                   |                   |            |             |                 | \$450.00           |
| Teahna Ratliff                    | \$135.00          | \$188.00          | \$540.00          |                   |            |             |                 | \$863.00           |
| Tommy Hilaman                     | \$540.00          | \$188.00          | \$540.00          |                   |            |             |                 | \$1,268.00         |
| <b>Environmental School Marco</b> | <b>\$625.00</b>   |                   |                   |                   |            |             |                 | <b>\$625.00</b>    |
| Doug Liles                        | \$625.00          |                   |                   |                   |            |             |                 | \$625.00           |
| <b>FASD - Sandestin</b>           | <b>\$232.89</b>   | <b>\$0.00</b>     |                   |                   |            |             |                 | <b>\$232.89</b>    |
| Cammie Henderson                  | \$132.89          | \$0.00            |                   |                   |            |             |                 | \$132.89           |
| Darrin Dunwald                    | \$100.00          |                   |                   |                   |            |             |                 | \$100.00           |
| <b>FASD - Tallahassee</b>         | <b>\$150.00</b>   | <b>\$134.00</b>   | <b>\$862.26</b>   | <b>\$459.16</b>   |            |             | <b>\$52.50</b>  | <b>\$1,657.92</b>  |
| Donna Johns                       | \$50.00           | \$54.00           | \$169.00          | \$176.96          |            |             |                 | \$449.96           |
| Doug Liles                        | \$50.00           | \$43.00           | \$506.82          | \$110.28          |            |             | \$52.50         | \$762.60           |
| Kristine Faulk                    | \$50.00           | \$37.00           | \$186.44          | \$171.92          |            |             |                 | \$445.36           |



| Row Labels                           | Sum of Conference | Sum of Meals      | Sum of Room       | Sum of Mileage    | Sum of Air      | Sum of Taxi     | Sum of Misc    | Sum of Total       |
|--------------------------------------|-------------------|-------------------|-------------------|-------------------|-----------------|-----------------|----------------|--------------------|
| <b>FASD - Tampa</b>                  | <b>\$100.00</b>   | <b>\$96.00</b>    | <b>\$435.95</b>   | <b>\$463.32</b>   |                 |                 |                | <b>\$1,095.27</b>  |
| Cammie Henderson                     | \$100.00          | \$96.00           | \$435.95          | \$463.32          |                 |                 |                | \$1,095.27         |
| <b>FASD Legislative Forum</b>        | <b>\$200.00</b>   | <b>\$135.00</b>   | <b>\$358.00</b>   | <b>\$173.16</b>   |                 |                 |                | <b>\$866.16</b>    |
| Darrin Dunwald                       | \$100.00          | \$54.00           | \$179.00          | \$173.16          |                 |                 |                | \$506.16           |
| Donna Johns                          | \$100.00          | \$81.00           | \$179.00          |                   |                 |                 |                | \$360.00           |
| <b>FFGOA - Daytona Beach</b>         | <b>\$754.76</b>   | <b>\$210.00</b>   | <b>\$591.63</b>   | <b>\$409.92</b>   |                 |                 |                | <b>\$1,966.31</b>  |
| Cammie Henderson                     | \$754.76          | \$210.00          | \$591.63          | \$409.92          |                 |                 |                | \$1,966.31         |
| <b>Fly In</b>                        | <b>\$450.00</b>   | <b>\$376.00</b>   |                   |                   |                 |                 |                | <b>\$826.00</b>    |
| Cameron Williams                     | \$225.00          | \$188.00          |                   |                   |                 |                 |                | \$413.00           |
| Gerry Mitchell                       | \$225.00          | \$188.00          |                   |                   |                 |                 |                | \$413.00           |
| <b>Fly-in</b>                        | <b>\$200.00</b>   | <b>\$188.00</b>   | <b>\$1,060.18</b> |                   |                 |                 |                | <b>\$1,448.18</b>  |
| Darrin Dunwald                       | \$200.00          | \$188.00          | \$1,060.18        |                   |                 |                 |                | \$1,448.18         |
| <b>FMCA - Duck Key</b>               | <b>\$1,275.00</b> | <b>\$1,102.96</b> | <b>\$4,698.91</b> | <b>\$2,628.98</b> | <b>\$817.32</b> | <b>\$489.25</b> | <b>\$78.68</b> | <b>\$11,091.10</b> |
| Darrin Dunwald                       | \$300.00          | \$252.00          | \$1,260.00        | \$873.94          |                 |                 |                | \$2,685.94         |
| Donna Johns                          | \$300.00          | \$233.58          | \$692.09          | \$23.52           | \$817.32        | \$489.25        | \$52.48        | \$2,608.24         |
| Doug Liles                           | \$300.00          | \$323.38          | \$1,531.82        | \$862.40          |                 |                 | \$26.20        | \$3,043.80         |
| Lindsey Ashman                       | \$375.00          | \$294.00          | \$1,215.00        | \$869.12          |                 |                 |                | \$2,753.12         |
| <b>Mosquito ID Class</b>             | <b>\$400.00</b>   | <b>\$210.00</b>   | <b>\$660.45</b>   | <b>\$642.88</b>   |                 |                 |                | <b>\$1,913.33</b>  |
| Lindsey Ashman                       | \$400.00          | \$210.00          | \$660.45          | \$642.88          |                 |                 |                | \$1,913.33         |
| <b>Environmental School Marco 21</b> | <b>\$1,275.00</b> | <b>\$595.08</b>   | <b>\$1,959.19</b> | <b>\$903.27</b>   |                 |                 | <b>\$20.00</b> | <b>\$4,752.54</b>  |
| Doug Liles                           | \$625.00          | \$343.08          | \$1,572.19        | \$456.15          |                 |                 | \$10.00        | \$3,006.42         |
| Rich Mitchell                        | \$650.00          | \$252.00          | \$387.00          | \$447.12          |                 |                 | \$10.00        | \$1,746.12         |
| <b>FASD - Orlando 21</b>             | <b>\$2,415.00</b> | <b>\$1,008.05</b> | <b>\$2,597.60</b> | <b>\$1,788.80</b> |                 |                 | <b>\$13.92</b> | <b>\$7,823.37</b>  |
| Cammie Henderson                     | \$420.00          | \$232.78          | \$732.25          | \$591.63          |                 |                 |                | \$1,976.66         |
| Darrin Dunwald                       | \$420.00          | \$222.00          |                   |                   |                 |                 |                | \$642.00           |
| Donna Johns                          | \$525.00          | \$174.96          | \$611.54          | \$372.01          |                 |                 |                | \$1,683.51         |
| Doug Liles                           | \$525.00          | \$174.96          | \$611.54          | \$372.01          |                 |                 | \$6.96         | \$1,690.47         |
| Kristine Faulk                       | \$525.00          | \$203.35          | \$642.27          | \$453.15          |                 |                 | \$6.96         | \$1,830.73         |
| <b>FASD - Orlando 22</b>             | <b>\$2,585.00</b> | <b>\$1,063.91</b> | <b>\$3,027.60</b> | <b>\$2,349.96</b> |                 |                 | <b>\$20.00</b> | <b>\$9,046.47</b>  |

| Row Labels         | Sum of Conference  | Sum of Meals      | Sum of Room        | Sum of Mileage     | Sum of Air      | Sum of Taxi     | Sum of Misc     | Sum of Total       |
|--------------------|--------------------|-------------------|--------------------|--------------------|-----------------|-----------------|-----------------|--------------------|
| Cammie Henderson   | \$470.00           |                   | \$169.30           |                    |                 |                 |                 | \$639.30           |
| Darrin Dunwald     | \$570.00           | \$270.00          | \$601.96           | \$468.00           |                 |                 |                 | \$1,909.96         |
| Donna Johns        | \$545.00           | \$210.00          | \$601.96           | \$466.25           |                 |                 | \$20.00         | \$1,843.21         |
| Doug Liles         | \$480.00           | \$306.00          | \$752.45           | \$481.46           |                 |                 |                 | \$2,019.91         |
| Kristine Faulk     | \$420.00           | \$115.91          | \$600.95           | \$466.25           |                 |                 |                 | \$1,603.11         |
| Rich Mitchell      | \$100.00           | \$162.00          | \$300.98           | \$468.00           |                 |                 |                 | \$1,030.98         |
| <b>Grand Total</b> | <b>\$20,047.65</b> | <b>\$8,526.79</b> | <b>\$26,163.36</b> | <b>\$13,124.35</b> | <b>\$817.32</b> | <b>\$489.25</b> | <b>\$349.99</b> | <b>\$69,518.71</b> |



## SWCMCD EMPLOYEE CEU'S

| Employee               | Certificate                                   | Total CEU's | Expiration Date | Needed CEU's |
|------------------------|---|-------------|-----------------|--------------|
| <b>Ashman, Lindsey</b> | <b>Public Health Applicator</b>               |             |                 |              |
| PH311279               | Public Health - 16 CEUs                       | 65.00       | 5/19/2025       | 0            |
|                        | CORE - 4 CEUs                                 | 5.00        |                 | 0            |
| <b>Balder, Karl</b>    | <b>Public Health Applicator</b>               |             |                 |              |
| PH325207               | Public Health - 16 CEUs                       | 0.00        | 5/4/2026        | 16           |
|                        | CORE - 4 CEUs                                 | 0.00        |                 | 4            |
|                        | Hazardous Materials Operations/ OSHA LEVEL II |             | 2/17/2023       |              |
| <b>Deel, Joe</b>       | <b>Public Health Applicator</b>               |             |                 |              |
| PH325479               | Public Health - 16 CEUs                       | 0.00        | 5/10/2026       | 16           |
|                        | CORE - 4 CEUs                                 | 0.00        |                 | 4            |
|                        | Hazardous Materials Operations/ OSHA LEVEL II |             | 2/17/2023       |              |
| <b>Dunwald, Darrin</b> | <b>Public Health Applicator</b>               |             |                 |              |
| PH9277                 | Public Health - 16 CEUs                       | 42.00       | 7/1/2025        | 0            |
|                        | CORE - 4 CEUs                                 | 3.50        |                 | 0.5          |
| PB12843                | Right of Way Pest Control                     | 0.00        | 2/29/2024       | 8            |
|                        | Aquatic Pest Control                          | 4.00        |                 | 12           |
|                        | FSA Stormwater Operator - Level 1             |             | 5/1/2026        |              |
| <b>Farmer, Shad</b>    | <b>Public Health Applicator</b>               |             |                 |              |
| PH288303               | Public Health - 16 CEUs                       | 12.00       | 7/29/2023       | 4            |
|                        | CORE - 4 CEUs                                 | 4.00        |                 | 0            |
|                        | Hazardous Materials Operations/ OSHA LEVEL II |             | 2/17/2023       |              |
| <b>Hilaman, Thomas</b> | <b>Public Health Applicator</b>               |             |                 |              |
| PH312930               | Public Health - 16 CEUs                       | 7.00        | 6/29/2025       | 9            |
|                        | CORE - 4 CEUs                                 | 11.50       |                 | 0            |
|                        | Hazardous Materials Operations/ OSHA LEVEL II |             | 2/17/2023       |              |

| Employee                    | Certificate                                   | Total CEU's | Expiration Date | Needed CEU's |
|-----------------------------|---|-------------|-----------------|--------------|
| <b>Hobbs, Kenneth</b>       | Public Health Applicator                      |             |                 |              |
| <b>PH10404</b>              | Public Health - 16 CEUs                       | 0.00        | 2/1/2026        | 16           |
|                             | CORE - 4 CEUs                                 | 8.50        |                 | 0            |
| <b>PB11939</b>              | Right of Way Pest Control                     | 0.00        | 6/30/2025       | 8            |
|                             | Aquatic Pest Control                          | 16.50       | 6/30/2025       | 0            |
|                             | Hazardous Materials Operations/ OSHA LEVEL II |             | 2/17/2023       |              |
|                             | FSA Stormwater Operator - Level 2             |             | 5/1/2026        |              |
| <b>Mahn, Thomas</b>         | Public Health Applicator                      |             |                 |              |
| <b>PH267895</b>             | Public Health - 16 CEUs                       | 0.00        | 2/2/2026        | 16           |
|                             | CORE - 4 CEUs                                 |             |                 | 4            |
| <b>McDaniel, Kenneth</b>    | Public Health Applicator                      |             |                 |              |
| <b>PH311280</b>             | Public Health - 16 CEUs                       | 12.00       | 5/19/2025       | 4            |
|                             | CORE - 4 CEUs                                 | 4.00        |                 | 0            |
|                             | Hazardous Materials Operations/ OSHA LEVEL II |             | 2/17/2023       |              |
| <b>Mitchell, Rich</b>       | Public Health Applicator                      |             |                 |              |
| <b>PH292144</b>             | Public Health - 16 CEUs                       | 17.00       | 11/8/2023       | 0            |
|                             | CORE - 4 CEUs                                 | 12.00       |                 | 0            |
| <b>PB12846</b>              | Right of Way Pest Control                     | 1.00        | 2/29/2024       | 7            |
|                             | Aquatic Pest Control                          | 16.50       |                 | 0            |
| <b>48544</b>                | Qualified Stormwater Management Inspector     | NA          |                 |              |
|                             | FSA Stormwater Operator - Level 1             |             | 5/1/2026        |              |
|                             | FSA Stormwater Operator - Level 2             |             | 5/1/2026        |              |
| <b>Pruett, Norman</b>       | Public Health Applicator                      |             |                 |              |
| <b>PH227633</b>             | Public Health - 16 CEUs                       | 31.50       | 12/19/2022      | 0            |
|                             | CORE - 4 CEUs                                 | 33.00       |                 | 0            |
|                             | Hazardous Materials Operations/ OSHA LEVEL II |             | 2/17/2023       |              |
| <b>PB11939DID NOT RENEW</b> | Right of Way Pest Control                     | 6.00        | 6/30/2021       |              |
|                             | Aquatic Pest Control                          | 12.00       |                 |              |

| Employee                        | Certificate                                   | Total CEU's | Expiration Date | Needed CEU's |
|---------------------------------|---|-------------|-----------------|--------------|
| <b>Ratliff, Teahna</b>          | Public Health Applicator                      |             |                 |              |
| PH295270                        | Public Health - 16 CEUs                       | 34.50       | 2/17/2024       | 0            |
|                                 | CORE - 4 CEUs                                 | 14.00       |                 | 0            |
|                                 | Hazardous Materials Operations/ OSHA LEVEL II |             | 2/17/2023       |              |
| <b>Rodriguez, Alejandro</b>     | Public Health Applicator                      |             |                 |              |
| PH325477                        | Public Health - 16 CEUs                       | 0.00        | 5/10/2026       | 16           |
|                                 | CORE - 4 CEUs                                 | 0.00        |                 | 4            |
|                                 | Hazardous Materials Operations/ OSHA LEVEL II |             | 2/17/2023       |              |
| <b>Towery, David</b>            | Public Health Applicator                      |             |                 |              |
| PH325478                        | Public Health - 16 CEUs                       | 0.00        | 5/10/2026       | 16           |
|                                 | CORE - 4 CEUs                                 | 0.00        |                 | 4            |
| <b>Williams, Cameron</b>        | Public Health Applicator                      |             |                 |              |
| PH304641                        | Public Health - 16 CEUs                       | 19.00       | 11/4/2024       | 0            |
|                                 | CORE - 4 CEUs                                 | 15.00       |                 | 0            |
|                                 | Hazardous Materials Operations/ OSHA LEVEL II |             | 2/17/2023       |              |
| <b>Williams, Gerry</b>          | Public Health Applicator                      |             |                 |              |
| PH292146                        | Public Health - 16 CEUs                       | 30.50       | 11/8/2023       | 0            |
|                                 | CORE - 4 CEUs                                 | 27.00       |                 | 0            |
| 48544                           | Qualified Stormwater Management Inspector     | NA          |                 |              |
|                                 | FSA Stormwater Operator - Level 1             |             | 5/1/2026        |              |
|                                 | FSA Stormwater Operator - Level 2             |             | 5/1/2026        |              |
|                                 | Hazardous Materials Operations/ OSHA LEVEL II |             | 2/17/2023       |              |
| <b>Last Updated: 07/12/2022</b> |   |             |                 |              |